



# **FISCAL COMMITTEE**



**Meeting of October 18, 2013  
10:00 a.m.  
Room 210-211, LOB**



JEFFRY A. PATTISON  
Legislative Budget Assistant  
(603) 271-3161

MICHAEL W. KANE, MPA  
Deputy Legislative Budget Assistant  
(603) 271-3161

*State of New Hampshire*

OFFICE OF LEGISLATIVE BUDGET ASSISTANT  
State House, Room 102  
Concord, New Hampshire 03301

RICHARD J. MAHONEY, CPA  
Director, Audit Division  
(603) 271-2785

October 10, 2013

To the Members of the Fiscal Committee  
of the General Court

The Chairman of the Fiscal Committee of the General Court, as established by RSA 14:30-a, of which you are a member, has requested that you be notified that the Fiscal Committee will hold a regular business meeting on Friday, October 18, 2013, at 10:00 a.m. in Room 210-211 of the Legislative Office Building.

Please find attached information to be discussed at that meeting.

Sincerely,

A handwritten signature in cursive script that reads "Jeffry A. Pattison".

Jeffry A. Pattison  
Legislative Budget Assistant

JAP/pe  
Attachments

FISCAL COMMITTEE  
AGENDA

Friday, October 18, 2013 in Room 210-211 of the Legislative Office Building

**10:00 a.m.**

- (1) Acceptance of Minutes of the September 13, 2013 meeting

**NOTE: ALL ITEMS LISTED ON THE AGENDA UNDER CONSENT CALENDAR ARE IN BOLD.**

- (2) Old Business:

FIS 13-081 Letter from Representative Lucy McVitty Weber, Chairman of the Legislative Performance Audit and Oversight Committee relative to the recommendation of the performance audit topics for 5) Police Standards and Training Council, The Council in Performance of its Charter. Tabled 03/08/13

- (3) RSA 14:30-a, III Audit Topic Recommendation by Legislative Performance Audit and Oversight Committee:

FIS 13-208 Letter from Representative Lucy McVitty Weber, Chairman of the Legislative Performance Audit and Oversight Committee relative to the recommendation of the following performance audit topic:

- New Hampshire Veterans Home, Review of the Home's Processes For Determining Its Operating and Capital Budget Needs and the Home's Monitoring of the Implementation of Those Approved Budgets

**CONSENT CALENDAR**

- (4) **RSA 9:16-c, I, Transfer of Federal Grant Funds:**

**FIS 13-215 Department of Health and Human Services – transfer \$20,000**

**FIS 13-216 Department of Safety – transfer \$7,333**

- (5) **RSA 14:30-a, VI Fiscal Committee Approval Required for Acceptance and Expenditure of Funds Over \$100,000 from any Non-State Source:**

**FIS 13-217 Department of Safety – accept and expend \$7,500,000**

**FIS 13-218 Department of Safety – authorization to retroactively amend FIS 13-157, approved July 10, 2013, by reallocating \$30,000 in federal funds and extending the end date from September 30, 2013 to June 30, 2014, with no increase in funding**

**FIS 13-223 Office of Energy and Planning – accept and expend \$200,000**

**FIS 13-224 Department of Health and Human Services – accept and expend \$353,203**

**FIS 13-232 Department of Health and Human Services – accept and expend \$168,941**

**FIS 13-233 Department of Health and Human Services – accept and expend \$219,533**

**FIS 13-236 Department of Safety – authorization to retroactively accept and expend \$202,241 in federal funds effective October 1, 2013 through June 30, 2015**

- (6) **RSA 14:30-a, VI Fiscal Committee Approval Required for Acceptance and Expenditure of Funds Over \$100,000 from any Non-State Source and RSA 124:15 Positions Restricted:**

**FIS 13-225 Department of Safety – authorization to 1) accept and expend \$360,599 in federal funds through August 31, 2014, and contingent upon approval of #1, authorization to 2) establish consultant positions through August 31, 2014**

- (7) RSA 177:2, II, Closing of State Stores:

FIS 13-221 New Hampshire Liquor Commission – request approval of the Indirect Cost Allocation Plan for State Fiscal Year 2014

- (8) RSA 215-A:23, IX, and RSA 215-C:39, X, Registration Fees:

FIS 13-211 New Hampshire Fish and Game Department – authorization to transfer \$50,000 of unexpended funds from Excess Registration Fees to the Fish and Game OHRV Fiscal Year 2014 Operating Budget

- (9) Chapter 144:56, Laws of 2013, Department of Corrections; Transfers:

FIS 13-209 Department of Corrections – authorization to transfer \$10,403 in federal funds through June 30, 2014

FIS 13-219 Department of Corrections – authorization to transfer \$48,800 in other funds through June 30, 2014

- (10) Chapter 144:95, Laws of 2013, Department of Transportation; Transfer of Funds:

FIS 13-212 Department of Transportation – authorization to establish non-budgeted class lines and transfer \$2,002,250 between Bureau of Rail & Transit accounts and classes through June 30, 2014

FIS 13-226 Department of Transportation – authorization to establish non-budgeted class lines and transfer \$116,350 between Highway Fund accounts through June 30, 2014

- (11) Chapter 144:95, Laws of 2013, Department of Transportation; Transfer of Funds and RSA 124:15, Positions Restricted:

FIS 13-237 Department of Transportation – authorization to 1) establish non-budgeted class lines and transfer \$306,509 between Highway Fund accounts through June 30, 2014 and further authorization to 2) establish three (3) temporary part-time positions consisting of two (2) Audit Technicians and one (1) Accountant I position through June 30, 2014

- (12) Miscellaneous:

(13) Informational Materials:

LBAO Report on Additional Revenues for the Biennium Ending June 30, 2015 – Fiscal Committee Approvals through September 13, 2013 (RSA 14:30-a, VI and Chapter 224:14, II, Laws of 2011)

LBAO Report on American Recovery and Reinvestment Act (ARRA) Stimulus Funding – Fiscal Committee Approvals through September 13, 2013 (RSA 14:30-a, VI and Chapter 224:14, II, Laws of 2011)

Letter from Jeffry A. Pattison, Legislative Budget Assistant relative to a hiring, promotion or step increases granted to LBAO employees

Joint Legislative Facilities Committee  
Legislative Branch  
Detail of Balance of Funds Available  
Fiscal Year 2014  
As of 09/30/13

FIS 13-213 Department of Health and Human Services – July 2013 Operating Statistics Dashboard report for the fiscal year ending June 30, 2014

FIS 13-214 Department of Revenue Administration – RSA 21-J:45 – Refund report for August 2013

FIS 13-220 New Hampshire Liquor Commission – RSA 176:16, V – Annual report of all transfers of appropriated funds for the period from July 1, 2012 through June 30, 2013

FIS 13-228 New Hampshire Fish and Game Department – RSA 214:1-f, X – Annual Report: Wildlife Habitat Fund for Fiscal Year 2013

FIS 13-229 New Hampshire Fish and Game Department – RSA 214:1-g, VII – Annual Report: Fisheries Habitat Account for Fiscal Year 2013

FIS 13-230 Department of Resources and Economic Development – status report, dated September 24, 2013, addressing eight (8) observations and associated recommendations from an Internal Control Review of DRED’s Communication Program (“revenue-bearing rental space for antenna facilities”) by the Office of Legislative Budget Assistant for the audit period of July 1, 2012 through February 28, 2013

FIS 13-231 Department of Health and Human Services – August 2013 Operating Statistics Dashboard report for the fiscal year ending June 30, 2014

FIS 13-234 New Hampshire Fish and Game Department – RSA 206:42 – Search and Rescue Quarterly Report of Expenditures for the period April 1, 2013 to June 30, 2013

FIS 13-235 Department of Administrative Services – RSA 21-I:19-h, IV – Disposal of State-Owned Vehicles Based on Non-business Use, as adjusted by FIS 11-335 December 2, 2011, report of all vehicles which have non-business use exceeding 20% for FY 2013

(14) Date of Next Meeting and Adjournment

FISCAL COMMITTEE OF THE GENERAL COURT

MINUTES

September 13, 2013

The Fiscal Committee of the General Court met on Friday, September 13, 2013 at 10:00 a.m. in Room 210-211 of the Legislative Office Building.

Members in attendance were as follows:

Representative Mary Jane Wallner, Chairman  
Representative Ken Weyler, Clerk  
Representative Peter Leishman  
Representative Sharon Nordgren (Alternate)  
Representative Daniel Eaton  
Senator Jeanie Forrester  
Senator Bob Odell  
Senate President Chuck Morse  
Senator Sylvia Larsen  
Senator Andy Sanborn

Chairman Wallner opened the meeting at 10:03 a.m.

ACCEPTANCE OF MINUTES:

On a motion by Representative Eaton, seconded by Representative Weyler, that the minutes of the July 10, 2013 meeting be accepted as written. MOTION ADOPTED.

OLD BUSINESS:

FIS 12-359 Additional Information McAuliffe-Shepard Discovery Center – Jeffrey Pattison, Legislative Budget Assistant, spoke to the letter from the McAuliffe-Shepard Discovery Center, dated July 15, 2013, requesting that the Fiscal Committee withdraw FIS 12-359 McAuliffe-Shepard Discovery Center – requesting approval of the business plan for the operation of the McAuliffe-Shepard Discovery Center. Tabled 12/21/12

On a motion by Representative Eaton, seconded by Representative Weyler, that the item be removed from the table. MOTION ADOPTED.

On a motion by Representative Eaton, seconded by Representative Weyler, that the Committee withdraw the request of the McAuliffe-Shepard Discovery Center requesting approval of the business plan for the operation of the McAuliffe-Shepard Discovery Center. MOTION ADOPTED.

FIS 13-081 Letter from Representative Lucy McVitty Weber, Chairman of the Legislative Performance Audit and Oversight Committee relative to the recommendation of the performance audit topics for 5) Police Standards and Training Council, The Council in Performance of its Charter. Tabled 03/08/13. No Action Taken.

NEW BUSINESS:

RSA 9:16-a TRANSFERS AUTHORIZED:

**CONSENT CALENDAR**

At the request of Representative Weyler, FIS 13-176 Department of Education was removed from the consent calendar.

FIS 13-176 Department of Education – Paul Leather, Deputy Commissioner, and Sue Folsom, Business Administrator, Department of Education, presented the request and responded to questions of the Committee.

On a motion by Representative Eaton, seconded by Senator Forrester, that the Committee approve the request of the Department of Education to transfer \$1,525,000. MOTION ADOPTED.

RSA 9:16-c, I, TRANSFER OF FEDERAL GRANT FUNDS:

**CONSENT CALENDAR**

On a motion by Representative Leishman, seconded by Representative Eaton, that the Committee approve the request under this section as submitted. MOTION ADOPTED. [FIS 13-202 Department of Health and Human Services – transfer \$124,000]

RSA 14:30-a, VI FISCAL COMMITTEE APPROVAL REQUIRED FOR ACCEPTANCE AND EXPENDITURE OF FUNDS OVER \$100,000 FROM ANY NON-STATE SOURCE:

**CONSENT CALENDAR**

On a motion by Senator Larsen, seconded by Senator Morse, that the Committee approve the requests under this section as submitted. MOTION ADOPTED. [FIS 13-170 Department of Resources and Economic Development – authorization to retroactively budget and expend \$3,009,272 in federal funds effective from July 1, 2013 through June 30, 2015, FIS 13-177 Department of Safety – accept and expend \$9,543,746, FIS 13-178 Department of Safety – accept and expend \$3,271,590, FIS 13-179 Department of Safety – accept and expend \$532,223, FIS 13-180 Department of Safety – accept and expend \$811,162, FIS 13-181 Department of Safety – accept and expend \$5,636,571, FIS 13-185 Department of Justice – authorization to retroactively amend FIS 12-320, approved November 8, 2012, by extending the end date only from June 30, 2013 to September 30, 2014, with no increase in funding, FIS 13-188 Department of Safety – accept and expend \$982,455, FIS 13-189 Department of Safety – accept and expend \$284,000, FIS 13-191 Department of Justice – authorization to retroactively amend FIS 12-033, approved January 20, 2012, by extending the end date from June 30, 2013 to September 30, 2014, with no increase in funding, FIS 13-192 Office of Energy and Planning – accept and expend \$200,000, FIS 13-193 Office of Energy and Planning – authorization to retroactively amend FIS 13-022, approved February 1, 2013, by extending the end date from June 30, 2013 to March 31, 2014, with no increase in funding, FIS 13-200 Department of Resources and Economic Development – authorization to retroactively budget and expend \$205,800 in federal funds effective from July 1, 2013 through June 30, 2015]

RSA 14:30-a, VI FISCAL COMMITTEE APPROVAL REQUIRED FOR ACCEPTANCE AND EXPENDITURE OF FUNDS OVER \$100,000 FROM ANY NON-STATE SOURCE AND RSA 124:15 POSITIONS RESTRICTED:

**CONSENT CALENDAR**

At the request of Senator Sanborn, FIS 13-199 Department of Health and Human Services was removed from the consent calendar.

On a motion by Representative Eaton, seconded by Senator Larsen, that the Committee approve the remaining request under this section as submitted. MOTION ADOPTED. [FIS 13-186 Department of Justice – to 1) retroactively amend FIS 12-287, approved September 14, 2012, by extending the end date from June 30, 2013 to June 30, 2014, and 2) retroactively accept and expend \$91,014 in federal funds effective July 1, 2013 through June 30, 2014, and, contingent upon approval of #1 and #2, authorization to 3) retroactively continue one (1) full-time temporary Program Specialist II position for the period of July 1, 2013 to June 30, 2014 (FIS 12-287, approved September 14, 2012)]

FIS 13-199 Department of Health and Human Services – Nicholas Toumpas, Commissioner, Department of Health and Human Services, presented the request and responded to questions of the Committee.

On a motion by Representative Eaton, seconded by Representative Leishman, that the Committee approve the request of the Department of Health and Human Services to 1) accept and expend \$672,781 in federal ARRA funds through February 7, 2014, and 2) establish consultant positions through February 7, 2014. MOTION ADOPTED. (7-Yes, 3-No)

RSA 14:30-a, VI, FISCAL COMMITTEE APPROVAL REQUIRED FOR ACCEPTANCE AND EXPENDITURE OF FUNDS OVER \$100,000 FROM ANY NON-STATE SOURCE, AND RSA 228:69, I. (b), APPROPRIATION AND USE OF SPECIAL RAILROAD FUND:

FIS 13-194 Department of Transportation – On a motion by Representative Eaton, seconded by Senator Larsen, that the Committee approve the request of the Department of Transportation to 1) accept and expend \$708,945 in prior year carry forward Special Railroad funds, 2) accept and expend \$178,288 of current year Special Railroad funds, and 3) authorization to expend an amount not to exceed \$887,233 from the Special Railroad Fund for the maintenance and repair of State-owned railroad lines and bridges through June 30, 2014. MOTION ADOPTED. (9-Yes, 1-Abstain)

RSA 106-H:9, I. (e), FUNDING; FUND ESTABLISHED:

FIS 13-190 Department of Safety – On a motion by Representative Eaton, seconded by Senator Larsen, that the Committee approve the request of the Department of Safety to transfer \$384,001 from the prior year carry forward balance of the enhanced E-911 System Fund through June 30, 2014. MOTION ADOPTED.



CHAPTER 143:4, LAWS OF 2013, LOTTERY COMMISSION; AUTHORITY GRANTED:

FIS 13-171 New Hampshire Lottery Commission – On a motion by Representative Eaton, seconded by Representative Weyler, that the Committee approve the request of the New Hampshire Lottery Commission to purchase \$2,300,000 of instant gaming tickets and related services through June 30, 2014. MOTION ADOPTED.

CHAPTER 144:29, I AND III, LAWS OF 2013, DEPARTMENT OF ADMINISTRATIVE SERVICES; CONSOLIDATION OF BUSINESS PROCESSING FUNCTIONS:

FIS 13-205 Department of Administrative Services – On a motion by Representative Eaton, seconded by Senator Larsen, that the Committee approve the request of the Department of Administrative Services to 1) transfer and reallocate \$8,720 for personnel from the Department of Health and Human Services as a position substitution for the consolidation of business processing within state government at the Shared Services Center through June 30, 2015, and 2) execute a position substitution with the Department of Health and Human Services through June 30, 2015. MOTION ADOPTED.

CHAPTER 144:95, LAWS OF 2013, DEPARTMENT OF TRANSPORTATION; TRANSFER OF FUNDS:

FIS 13-203 Department of Transportation – On a motion by Representative Leishman, seconded by Representative Eaton, that the Committee approve the request of the Department of Transportation to transfer \$182,000 in Turnpike funds through June 30, 2014. MOTION ADOPTED.

FIS 13-204 Department of Transportation – On a motion by Representative Eaton, seconded by Senator Forrester, that the Committee approve the request of the Department of Transportation to transfer \$96,975 in Highway funds through June 30, 2014, and transfer \$77,580 in Highway funds through June 30, 2015. MOTION ADOPTED.

CHAPTER 144:137, I, LAWS OF 2013, TRANSFER OF FUNDS TO THE TRI-COUNTY COMMUNITY ACTION PROGRAM:

FIS 13-207 Public Utilities Commission – Amy Ignatius, Chairman, Public Utilities Commission, and Todd Fahey, Esquire, Orr and Reno and Appointed Trustee of the Tri-County Community Action Program, Inc., presented the request and responded to questions of the Committee.

On a motion by Representative Eaton, seconded by Representative Leishman, that the Committee approve the request of the Public Utilities Commission on behalf of the Tri-County Community Action Program Inc., for approval of the expenditure of \$500,000 by the Tri-County Community Action Program, Inc. to be used to pay and manage priority unsecured debt and such other obligations as determined by the special trustee through June 30, 2014. MOTION ADOPTED.

MISCELLANEOUS:

Jeffry Pattison, Legislative Budget Assistant, requested Committee approval to fill three (3) vacancies in the Office of Legislative Budget Assistant, Audit Division.

On a motion by Representative Weyler, seconded by Senator Forrester, that the Committee approve the request of the Legislative Budget Assistant to fill three (3) vacancies in the Office of Legislative Budget Assistant, Audit Division. MOTION ADOPTED.

INFORMATIONAL MATERIALS:

Linda Hodgdon, Commissioner, and Cathy Keane, Administrator, Risk Benefits Unit, Department of Administrative Services, responded to questions of the Committee regarding FIS 13-196 Department of Administrative Services – Chapter 144:32, Laws of 2013 – Report on the Cost Containment Plan for Retiree Health Care Program for the period of July 1, 2013 through June 30, 2015.

The informational items were accepted and placed on file.

AUDITS:

State of New Hampshire, Department of Health and Human Services, Division of Family Assistance, Electronic Benefit Transfer Cards, Performance Audit Report, September 2013 – Richard Mahoney, Director of Audits, and Vilay Diccico, Senior Audit Manager, Audit Division, Office of Legislative Budget Assistant presented the report and responded to questions of the Committee. Mary Ann Cooney, Deputy Commissioner, and Terry Smith, Director, Division of Family Assistance, Department of Health and Human Services, were also present to respond to questions of the Committee. Rene Drouin, EBT Administrator, Division of Family Assistance, Department of Health and Human Services was also present.

On a motion by Representative Weyler, seconded by Representative Eaton, that the report be accepted, placed on file and released in the usual manner. MOTION ADOPTED.

State of New Hampshire, Board of Medicine, Financial Audit Report For the Nine Months Ended March 31, 2013 – Richard Mahoney, Director of Audits, and James LaRiviere, Senior Audit Manager, Audit Division, Office of Legislative Budget Assistant presented the report and responded to questions of the Committee. Kathryn Bradley, Executive Director, Board of Medicine, was also present to respond to questions of the Committee.

On a motion by Representative Weyler, seconded by Representative Eaton, that the report be accepted, placed on file and released in the usual manner. MOTION ADOPTED.

RSA 14:30-a, VI FISCAL COMMITTEE APPROVAL REQUIRED FOR ACCEPTANCE AND EXPENDITURE OF FUNDS OVER \$100,000 FROM ANY NON-STATE SOURCE AND RSA 124:15 POSITIONS RESTRICTED:

**CONSENT CALENDAR**

The Committee requested that Jeffrey Pattison, Legislative Budget Assistant, notify the Department of Health and Human Services that the Committee would like additional information regarding FIS 13-199 Department of Health and Human Services for the next meeting.

**ADJOURNMENT:**

The next regular meeting of the Fiscal Committee will be Friday, October 18, 2013 at 10:00 a.m. (Whereupon the meeting adjourned at 11:22 a.m.)

---

Representative Ken Weyler, Clerk



# State of New Hampshire

FIS 13 081

HOUSE OF REPRESENTATIVES

CONCORD

February 27, 2013

Fiscal Committee of the General Court  
The Honorable Mary Jane Wallner, Chairman  
State House  
Concord, NH 03301

Dear Representative Wallner and Members of the Committee,

RSA 14:30-a, III requires the Fiscal Committee to consider recommendations proposed to it by the Legislative Performance Audit and Oversight Committee.

At its February 22, 2013 meeting, the Legislative Performance Audit and Oversight Committee voted to recommend six new performance audit topics for the Office of Legislative Budget Assistant, Audit Division. The new topics are:

1. Department of Corrections, Division of Community Corrections.
2. Department of Health and Human Services, Health Facilities Administration, Assisted Living and Nursing Facility Inspections.
3. Department of Health and Human Services, Electronic Benefit Transfer Cards.
4. Department of Resources and Economic Development, Economic Development Programs.
5. Police Standards and Training Council, The Council in Performance of its Charter.
6. Community Development Finance Authority, Program Results.

I respectfully request the Fiscal Committee's approval of these topics at its next meeting.

Sincerely,

A handwritten signature in cursive script, appearing to read "L. Weber".

Representative Lucy McVitty Weber, Chairman  
Joint Legislative Performance Audit  
and Oversight Committee



# State of New Hampshire

FIS 13 208

HOUSE OF REPRESENTATIVES

CONCORD

September 20, 2013

Fiscal Committee of the General Court  
The Honorable Mary Jane Wallner, Chairman  
State House  
Concord, NH 03301

Dear Representative Wallner and Members of the Committee,

RSA 14:30-a, III requires the Fiscal Committee to consider recommendations proposed to it by the Legislative Performance Audit and Oversight Committee.

At its meeting on August 9, 2013, the Legislative Performance Audit and Oversight Committee voted to recommend one new performance audit topic for the Office of Legislative Budget Assistant, Audit Division. This new topic is:

New Hampshire Veterans Home, Review of the Home's Processes For  
Determining Its Operating and Capital Budget Needs and the Home's  
Monitoring of the Implementation of Those Approved Budgets

I respectfully request the Fiscal Committee's approval of this topic at its next meeting.

Sincerely,

A handwritten signature in cursive script that reads "Lucy Weber".

Representative Lucy McVitty Weber, Chairman  
Joint Legislative Performance Audit  
and Oversight Committee



**STATE OF NEW HAMPSHIRE**  
**DEPARTMENT OF HEALTH AND HUMAN SERVICES**  
**DIVISION OF COMMUNITY BASED CARE SERVICES**

*BUREAU OF BEHAVIORAL HEALTH*

Nicholas A. Toumpas  
 Commissioner

Nancy L. Rollins  
 Associate  
 Commissioner

105 PLEASANT STREET, CONCORD, NH 03301  
 603-271-5000 1-800-852-3345 Ext. 5000  
 Fax: 603-271-5058 TDD Access: 1-800-735-2964

September 10, 2013

The Honorable Mary Jane Wallner, Chairman  
 Fiscal Committee of the General Court, and

Her Excellency, Governor Margaret Wood Hassan  
 and the Honorable Council  
 State House  
 Concord, New Hampshire 03301

**REQUESTED ACTION**

Pursuant to the provisions of RSA 9:16-c, I, Transfer of Federal Grant Funds, authorize the Department of Health and Human Services, Division of Community Based Care Services, Bureau of Behavioral Health to transfer funds in the amount of \$20,000.00 between class codes effective upon date of Fiscal Committee and Governor and Executive Council approval, through June 30, 2014, and further authorize the allocation of these funds in the accounts below.

**05-95-92-920010-7851 HEALTH AND SOCIAL SERVICES, DEPT OF HEALTH AND HUMAN SVCS,  
 HHS: BEHAVIORAL HEALTH-DIV OF, DIV OF BEHAVIORAL HEALTH, MENTAL HEALTH  
 DATA COLLECTION**

Class/Object	Class Title	Current Adjusted Authorized	Increase/(Decrease) Amount	Revised Modified Budget
<b>SFY 2014</b>				
000-406952	Federal Funds	\$202,830.06	\$0.00	\$202,830.06
	General Fund	<u>\$0.00</u>	<u>\$0.00</u>	<u>\$0.00</u>
Total Revenue		<u>\$202,830.06</u>	<u>\$0.00</u>	<u>\$202,830.06</u>
020-500200	Current Expenses	\$5,000.00	\$0.00	\$5,000.00
020-502668	Food - Institutions	\$3,000.00	\$0.00	\$3,000.00
030-500311	Equipment	\$0.00	\$20,000.00	\$20,000.00
038-500176	Technology – Software	\$11,000.00	(\$2,000.00)	\$9,000.00
041-500801	Audit Fund Set Aside	\$182.00	\$0.00	\$182.00
067-500557	Training of Providers	\$8,000.00	(\$2,000.00)	\$6,000.00
080-500714	Out of State Travel	\$5,000.00	(\$2,000.00)	\$3,000.00
102-500731	Contracts for Program Svcs	<u>\$170,648.06</u>	<u>(\$14,000.00)</u>	<u>\$156,648.06</u>
Total Expense		<u>\$202,830.06</u>	<u>\$0.00</u>	<u>\$202,830.06</u>

### EXPLANATION

The Department of Health and Human Services, Division of Community Based Care Services, Bureau of Behavioral Health (BBH) seeks approval to transfer funds between class codes in accounting unit 78510000 – Mental Health Data Collection. This accounting unit is the operating account for the Data Infrastructure Grant received by the Bureau of Behavioral Health from the Substance Abuse and Mental Health Services Administration (SAMHSA). The Data Infrastructure Grant is used to support the Bureau's statistical database, Phoenix. The Phoenix database contains information from the ten community mental health centers regarding client demographics and services.

The transfer of funds is necessary for two reasons:


- The purchase of a laptop computer to be used to check the quality of data and for data analysis. The ten Community Mental Health Centers (CMHC) submit data monthly to BBH to be loaded into Phoenix. This data must be thoroughly checked before being loaded into the database. The Phoenix database also supplies data for federal reporting as well as BBH reports.
- The purchase of replacement video conferencing equipment. The Bureau's training and meeting needs with providers have significantly expanded and the current video conferencing equipment is not able to support group to group meetings or trainings. Additionally, the manufacturer will no longer be supporting the model system we currently use.

If federal funds become no longer available, general funds will not be requested to support the program expenditures.

Area served: statewide.


Source of Funds being transferred: 100% Federal Funds.

Respectfully submitted,



Nancy L. Rollins  
Associate Commissioner

Approved by:




Nicholas A. Toumpas  
Commissioner

Enclosures

	A	B	C	D	E	F	G
1	<b>Department of Health and Human Services</b>						
2	<b>Bureau of Behavioral Health</b>						
3	<b>SFY 2014 Account History</b>						
4			<b>Chapter 224, Laws of 2013, Operating Budget</b>	<b>FY 2013 Balance Forward</b>	<b>Current Adjusted Authorized</b>	<b>Requested Changes</b>	<b>Revised Budget</b>
5	<b>Mental Health Data Collection</b>						
6	010-092-7851-000-4472	Federal Funds	\$182,182.00	\$20,648.06	\$202,830.06	\$0.00	\$202,830.06
7		General Fund	\$0.00	\$0.00	\$0.00	\$0.00	\$0.00
8	<b>Total Revenue</b>		<b>\$182,182.00</b>	<b>\$20,648.06</b>	<b>\$202,830.06</b>	<b>\$0.00</b>	<b>\$202,830.06</b>
9							
10	010-092-78510000-020	Current Expenses	\$5,000.00	\$0.00	\$5,000.00	\$0.00	\$5,000.00
11	010-092-78510000-021	Food Institutions	\$3,000.00	\$0.00	\$3,000.00	\$0.00	\$3,000.00
12	010-092-78510000-030	Equipment	\$0.00	\$0.00	\$0.00	\$20,000.00	\$20,000.00
13	010-092-78510000-038	Technology - Software	\$11,000.00	\$0.00	\$11,000.00	(\$2,000.00)	\$9,000.00
14	010-092-78510000-041	Audit Fund Set Aside	\$182.00	\$0.00	\$182.00	\$0.00	\$182.00
15	010-092-78510000-067	Training & Providers	\$8,000.00	\$0.00	\$8,000.00	(\$2,000.00)	\$6,000.00
16	010-092-78510000-080	Out-of State Travel	\$5,000.00	\$0.00	\$5,000.00	(\$2,000.00)	\$3,000.00
17	010-092-78510000-102	Contracts for Program Services	\$150,000.00	\$20,648.06	\$170,648.06	(\$14,000.00)	\$156,648.06
18	<b>Total Expenses</b>		<b>\$182,182.00</b>	<b>\$20,648.06</b>	<b>\$202,830.06</b>	<b>\$0.00</b>	<b>\$202,830.06</b>
19							
20			\$0.00	\$0.00	\$0.00	\$0.00	\$0.00





# State of New Hampshire

DEPARTMENT OF SAFETY  
 OFFICE OF THE COMMISSIONER  
 33 HAZEN DR. CONCORD, NH 03305  
 603/271-2791

JOHN J. BARTHELMES  
 COMMISSIONER

September 7, 2013

The Honorable Mary Jane Wallner, Chairman  
 Fiscal Committee of The General Court  
 State House  
 Concord, New Hampshire 03301

Her Excellency, Governor Margaret Wood Hassan  
 and the Honorable Council  
 State House  
 Concord, New Hampshire 03301

**Requested Action**

1. Pursuant to RSA 9:16-c, authorize the Department of Safety, Division of State Police, to transfer \$7,333.00 within the account entitled Drug Eradication, to re-align appropriated funds for the purpose of investigating and eradicating illicit cannabis located in the State of New Hampshire.. Effective upon Fiscal Committee and Governor and Council approvals through December 31, 2013. Funding source: 100% Federal Funds.
2. Authorize the Department of Safety, Division of State Police, to accept and expend an additional \$14,642.00 of federal funds from the Drug Enforcement Administration (DEA) that will be used for the investigation and eradication of illicit cannabis located in the State of New Hampshire. Effective upon Governor and Council approval through December 31, 2013. Funding source: 100% Federal Funds.

Funds are to be budgeted in SFY2014 in the following account:

02-23-23-234010-43430000 Dept. of Safety – Division of State Police – Drug Eradication

<u>Class</u>	<u>Description</u>	<u>Current Appropriation</u>	<u>Requested Action #1</u>	<u>Requested Action #2</u>	<u>Revised Appropriation</u>
000-404805	Federal Funds	\$ (25,358.00)	\$ -	\$ (14,642.00)	\$ (40,000.00)
018-500106	Overtime	\$ 18,000.00	\$ 7,333.00	\$ 14,627.00	\$ 39,960.00
020-500200	Supplies (Consumable)	\$ 2,500.00	\$ (2,500.00)	\$ -	\$ -
041-500801	Audit Fund Set Aside	\$ 25.00	\$ -	\$ 15.00	\$ 40.00
060-500602	Police Retirement (Perm)	\$ 4,833.00	\$ (4,833.00)	\$ -	\$ -
	<b>Total</b>	<b>\$ 25,358.00</b>	<b>\$ -</b>	<b>\$ 14,642.00</b>	<b>\$ 40,000.00</b>

**Explanation**

The funds received by this grant will be used to gather and report intelligence data relating to the illicit cultivation, possession, and distribution of cannabis. NH State Police will provide law enforcement personnel for the eradication of illicit cannabis located within the State of New Hampshire.

The Honorable Mary Jane Wallner, Chairman  
Fiscal Committee of the General Court

Her Excellency, Governor Margaret Wood Hassan  
and the Honorable Council

September 7, 2013

Page 2 of 2

The following information is provided in accordance with the Budget Officer's instructional memorandum dated April 17, 1985, to support the above requested actions.

**Justification:**

Does transfer involve continuing programs or one-time projects? *This transfer is to provide sufficient appropriations to cover overtime as approved by approving federal agency.*

Is this transfer required to maintain existing program level or will it increase the program level? *This transfer will allow the Department of Safety to increase the program level within the Narcotics Unit of NH State Police.*

Cite any requirements which make this program mandatory. *There are no requirements that make this program mandatory. However, this program has been approved and is being 100% funded by a Federal award.*

Identify the source of funds on all accounts listed on this transfer. *100% Federal Funds.*

Are funds expected to lapse if this transfer is not approved? *No. However this will result in the Department returning unused Federal Funds.*

Are personnel services involved? *No.*

**Accounting Unit 4343 SFY 2014 (Requested Action #1)**

- Class 018      Increased to align the state appropriation with the actual amount approved in the Federal budget for overtime.
- Class 020      Decreased to align the state appropriation with the approved Federal budget.
- Class 060      Decreased to align the state appropriation with the approved Federal budget. Benefits are a non-eligible expense and, therefore, can not be charged to this grant. The benefits will be covered by Agency Income under the Detective Bureau, which is accounting unit 54120000.

**Additional funds are to be budgeted as follows (Requested Action #2):**

- Class 018      Additional funds are needed to increase the overtime budget to align with the additional Federal funds received.
- Class 041      Additional funds are needed to increase the Audit Fund Set Aside appropriation to align with the additional Federal funds received.

The original grant was budgeted in the Department's operating budget, but the additional funds received were not anticipated at the time the 2014/2015 operating budget was prepared; therefore, the above requested action was not expected.

In the event that Federal Funds become no longer available, General Funds and/or Highway Funds will not be requested to support this program.

Respectfully submitted,

  
JOHN J. BARTHELMES  
Commissioner of Safety

**Fiscal Situation**  
**FFY 2013 Drug Eradication**  
**Account 010-023-43430000**

2013 Grant - Federal Authorization	\$40,000.00
<b>Total Federal Grants Authorized</b>	<u>\$40,000.00</u>
Prior Fiscal Year(s) Actual Expenditures:	
2013 Federal Grant spending State Fiscal Year 2013	\$0.00
<b>Total Prior Fiscal Year(s) Actual Expenditures:</b>	<u>\$0.00</u>
Balance of 2013 Federal Grant Authorized/Unspent as of 7/1/2013	\$40,000.00
Total Remaining Federal Authorization as of 7/1/2013	<u>\$40,000.00</u>
<b>SFY 2014 Budgeted Appropriations</b>	(\$25,358.00)
<b>Additional Federal Authorization Available</b>	<u>\$14,642.00</u>
<b>This Request</b>	<u><u>\$ 14,642.00</u></u>



U. S. Department of Justice  
Drug Enforcement Administration

AMENDMENT TO THE LETTER OF AGREEMENT

INCREASE OF FUNDS

AGREEMENT NUMBER: 2013-99

AMENDMENT NUMBER: 01

THIS AMENDMENT, dated August 14, 2013, to Letter of Agreement Number (LOA) 2013-99 between the **New Hampshire State Police** hereinafter referred to as (**THE AGENCY**) and the **Drug Enforcement Administration (DEA)** is for the purpose of **INCREASING** the amount of funds provided by the DEA to the above state/county agency.


Upon application and for good cause having been shown, the **DEA** agrees to amend the LOA with **THE AGENCY** to increase funds in the amount of **\$20,000.00 Dollars** in addition to the **\$20,000.00 Dollars** originally agreed to in paragraph 2 of the LOA to defray costs relating to the eradication and suppression of marijuana. Total allocation for LOA Number **2013-99** is now **\$40,000.00 Dollars**.

All other provisions of the Letter of Agreement remain the same.

THE AGENCY's current DUNS No. is                     


THE AGENCY's opportunity to enter into this Agreement with DEA and to receive the Federal funds expires on September 13, 2013.

THE NEW HAMPSHIRE STATE POLICE

By: Robert L. Quinn   
Title: Colonel

Date: 8/26/13

DRUG ENFORCEMENT ADMINISTRATION

By:   
Special Agent in Charge – Boston Field Division

Date: 9.5.13

**DEA DIVISIONAL FISCAL CLERK MUST INPUT INTO UFMS & COMPLETE THE  
BOTTOM OF THIS SECTION.**

**ACCOUNTING CLASSIFICATION/OBLIGATION NUMBER:**

[REDACTED]

UFMS Input Date: 9-10-13

CT No. \_\_\_\_\_

IO No. [REDACTED]

DP No. [REDACTED]

Printed Name: John Dink

Signature: [Handwritten Signature]

# Memorandum



Subject  Electronic Funds Transfer (DFN: [REDACTED])	Date  APR 30 2013
---	-------------------------

To: All Domestic Cannabis Eradication/  
Suppression Program (DCE/SP)  
Participating Agencies

From: Neil D. Doherty   
Chief, Investigative Support Section  
DEA Headquarters

Funding for the Domestic Cannabis Eradication/Suppression Program (DCE/SP) is only available by electronic transfer. Funds will be transferred directly into the Letter of Agreement (LOA) agency's bank account. In order to process electronic transfers, the following information must be provided below:

Agency Name on Bank Account: NH Dept. of Safety / Division of State Police

Account Number: [REDACTED]

Name of Bank/Financial Institution: [REDACTED]


Address of Bank/Financial Institution: [REDACTED] Street Manchester, NH 03101

Telephone Number of Bank/Financial Institution: (603) [REDACTED]

Contact Person of Bank/Financial Institution: Gov. Banking Group / Mr. Ralph Henault

Bank/Financial Institution ABA Number: [REDACTED]

Colonel Robert L. Quinn, Director  
Authorized Agency Representative – Name & Title

  
Signature of Authorized Agency Representative

8/26/13  
Date

<b>REQUEST FOR ADVANCE OR REIMBURSEMENT</b>  <i>(See instructions on back)</i>		OMB APPROVAL NO. <b>0348-004</b>		PAGE _____ OF _____ PAGES
		1. TYPE OF PAYMENT REQUESTED a. "X" one or both boxes <input type="checkbox"/> ADVANCE <input type="checkbox"/> REIMBURSEMENT b. "X" the applicable box <input type="checkbox"/> FINAL <input type="checkbox"/> PARTIAL		2. BASIS OF REQUEST  <input type="checkbox"/> CASH  <input type="checkbox"/> ACCRUAL
3. FEDERAL SPONSORING AGENCY AND ORGANIZATIONAL ELEMENT TO WHICH THIS REPORT IS SUBMITTED Drug Enmforcement Administration		4. FEDERAL GRANT OR OTHER IDENTIFYING NUMBER ASSIGNED BY FEDERAL AGENCY 2013-99		5. PARTIAL PAYMENT REQUEST NUMBER FOR THIS REQUEST
6. EMPLOYER IDENTIFICATION NUMBER  ██████████	7. RECIPIENT'S ACCOUNT NUMBER OR IDENTIFYING NUMBER	8. PERIOD COVERED BY THIS REQUEST FROM (month, day, year) TO (month, day, year) 01-01-2013 12-31-2013		
9. RECIPIENT ORGANIZATION Name: New Hampshire State Police Number and Street: 13 Hazen Road  City, State and ZIP Code: Concord, NH 03301		10. PAYEE (Where check is to be sent if different than Item 9) Name:  Number and Street:  City, State and ZIP Code:		

**11. COMPUTATION OF AMOUNT OF REIMBURSEMENTS/ADVANCES REQUESTED**


PROGRAMS/FUNCTIONS/ACTIVITIES	(a) Original Letter of Agreement Allocation	(b) Amended Letter of Agreement Allocation	(c)	TOTAL
a. Total program outlays to date (As of date)	\$ 20,000.00	\$ 20,000.00	\$	\$ 40,000.00
b. Less: Cumulative program income				0.00
c. Net program outlays (Line a minus line b)	20,000.00	20,000.00	0.00	40,000.00
d. Estimated net cash outlays for advance period				0.00
e. Total (Sum of lines c & d)	20,000.00	20,000.00	0.00	40,000.00
f. Non-Federal share of amount on line e				0.00
g. Federal share of amount on line e	20,000.00	20,000.00		40,000.00
h. Federal payments previously requested				0.00
i. Federal share now requested (Line g minus line h)	20,000.00	20,000.00	0.00	40,000.00
j. Advances required by month, when requested by Federal grantor agency for use in making prescheduled advances	1st month			0.00
	2nd month			0.00
	3rd month			0.00

**12. ALTERNATE COMPUTATION FOR ADVANCES ONLY**

a. Estimated Federal cash outlays that will be made during period covered by the advance	\$
b. Less: Estimated balance of Federal cash on hand as of beginning of advance period	
c. Amount requested (Line a minus line b)	\$ 0.00

13.

## CERTIFICATION

I certify that to the best of my knowledge and belief the data on the reverse are correct and that all outlays were made in accordance with the grant conditions or other agreement and that payment is due and has not been previously requested.	SIGNATURE OR AUTHORIZED CERTIFYING OFFICIAL 	DATE REQUEST SUBMITTED 8/26/13
	TYPED OR PRINTED NAME AND TITLE Colonel Robert L. Quinn, New Hampshire State Police	TELEPHONE (AREA CODE, NUMBER AND EXTENSION) (603) 271-2450

This space for agency use

Public reporting burden for this collection of information is estimated to average 60 minutes per response, including time for reviewing instructions, searching existing data sources, gathering and maintaining the data needed, and completing and reviewing the collection of information. Send comments regarding the burden estimate or any other aspect of this collection of information, including suggestions for reducing this burden, to the Office of Management and Budget, Paperwork Reduction Project (0348-0004), Washington, DC 20503.

PLEASE DO NOT RETURN YOUR COMPLETED FORM TO THE OFFICE OF MANAGEMENT AND BUDGET. SEND IT TO THE ADDRESS PROVIDED BY THE SPONSORING AGENCY.


## INSTRUCTIONS

Please type or print legibly. Items 1, 3, 5, 9, 10, 11e, 11f, 11g, 11i, 12 and 13 are self-explanatory; specific instructions for other items are as follows:

Item	Entry	Item	Entry
2	Indicate whether request is prepared on cash or accrued expenditure basis. All requests for advances shall be prepared on a cash basis.		activity. If additional columns are needed, use as many additional forms as needed and indicate page number in space provided in upper right; however, the summary totals of all programs, functions, or activities should be shown in the "total" column on the first page.
4	Enter the Federal grant number, or other identifying number assigned by the Federal sponsoring agency. If the advance or reimbursement is for more than one grant or other agreement, insert N/A; then, show the aggregate amounts. On a separate sheet, list each grant or agreement number and the Federal share of outlays made against the grant or agreement.	11a	Enter in "as of date," the month, day, and year of the ending of the accounting period to which this amount applies. Enter program outlays to date (net of refunds, rebates, and discounts), in the appropriate columns. For requests prepared on a cash basis, outlays are the sum of actual cash disbursements for goods and services, the amount of indirect expenses charged, the value of in-kind contributions applied, and the amount of cash advances and payments made to subcontractors and subrecipients. For requests prepared on an accrued expenditure basis, outlays are the sum of the actual cash disbursements, the amount of indirect expenses incurred, and the net increase (or decrease) in the amounts owed by the recipient for goods and other property received and for services performed by employees, contracts, subgrantees and other payees.
6	Enter the employer identification number assigned by the U.S. Internal Revenue Service, or the FICE (institution) code if requested by the Federal agency.	11b	Enter the cumulative cash income received to date, if requests are prepared on a cash basis. For requests prepared on an accrued expenditure basis, enter the cumulative income earned to date. Under either basis, enter only the amount applicable to program income that was required to be used for the project or program by the terms of the grant or other agreement.
7	This space is reserved for an account number or other identifying number that may be assigned by the recipient.	11d	Only when making requests for advance payments, enter the total estimated amount of cash outlays that will be made during the period covered by the advance.
8	Enter the month, day, and year for the beginning and ending of the period covered in this request. If the request is for an advance or for both an advance and reimbursement, show the period that the advance will cover. If the request is for reimbursement, show the period for which the reimbursement is requested.	13	Complete the certification before submitting this request.
Note:	The Federal sponsoring agencies have the option of requiring recipients to complete items 11 or 12, but not both. Item 12 should be used when only a minimum amount of information is needed to make an advance and outlay information contained in item 11 can be obtained in a timely manner from other reports.		
11	The purpose of the vertical columns (a), (b), and (c) is to provide space for separate cost breakdowns when a project has been planned and budgeted by program, function, or		



DP D- [redacted] - BO- [redacted]

<b>U.S. DEPARTMENT OF JUSTICE DRUG ENFORCEMENT ADMINISTRATION</b>  <b>REQUISITION FOR EQUIPMENT, SUPPLIES, OR SERVICES</b>  <i>(Instruction on Reverse)</i>		1. REQUISITION NO.		2. PURCHASE ORDER / CONTROL NO.			
		3. PAGE 1 OF 1 PAGE		4. DATE PREPARED August 29, 2013			
		5. FOR INFORMATION CALL (Name, telephone code, and extension) David Golia 603-628-7411 ext. 170					
		6. TO (Name and location)  Administrative Officer New England Field Division		7. FROM (Requisitioning point - name and location)  New England Field Division			
8. RECOMMENDED SOURCE:  DEA-HQ OMS 2013 DCE/SP Funding DOM-G2		9. REQUIRED DELIVERY DATE		10. FEDERAL SUPPLY CONTRACT NO. (if known)			
11. ALLOWANCE AND ACTIVITY ACCOUNTS CHARGEABLE, AND OBJECT CLASS(ES)  (IO)  D- [redacted] - BO- [redacted]		12. SIGNATURE OF APPROVING OFFICER  John J. [Signature] 9-5-13					
		13. TITLE OF APPROVING OFFICER Special Agent in Charge					
FORM OR STOCK NO. <small>(14)</small>	DESCRIPTION OF ARTICLES OR SERVICES <small>(15)</small>	QUANTITY <small>(16)</small>	UNIT <small>(17)</small>	UNIT PRICE <small>(18)</small>	AMOUNT <small>(19)</small>		
	State of New Hampshire New Hampshire State Police	1	ea	20,000.00	20,000.00		
	Letter of Agreement Period Covered: January 1, 2013 to December 31, 2013  Justification: Funding for the Domestic Cannabis Eradication/Suppression Program  Amendment to DCESP Letter of Agreement 2013-99	1	ea	20,000.00	20,000.00		
20. DELIVER TO (Give complete address, including ZIP Code)		21. SHIP VIA <input type="checkbox"/> FREIGHT <input type="checkbox"/> PARCEL POST <input type="checkbox"/> EXPRESS <input type="checkbox"/> MAIL <input type="checkbox"/> OTHER (Specify in remarks)		TOTAL    40,000.00			
22. REMARKS							

# TITLE I THE STATE AND ITS GOVERNMENT

## CHAPTER 9 BUDGET AND APPROPRIATIONS; REVOLVING FUNDS

### Appropriations


#### Section 9:16-c

##### **9:16-c Transfer of Federal Grant Funds. –**

I. In order to maximize the use of federal grant funds and to avoid lapsing such funds where changes in the state or federal accounting systems, changes in federal grant guidelines, or overestimation or underestimation of funds required in various class codes due to program needs or requirements have occurred subsequent to the passage of the budget, every department as defined in RSA 9:1 may, subject to the prior approval of the fiscal committee of the general court and the approval of governor and council, transfer funds in or out of any class code and to create new class codes within federally funded areas of the department's operating budget if such transfers do not result in an over-expenditure of any grant.

II. In order to maximize the use of federal grant funds and not lapse such funds, every department as defined in RSA 9:1 may, subject to the approval of the commissioner of the department of administrative services, carry forward into future state fiscal years any budgeted appropriation balances in class from federal grants for the duration of the federal grant award.

**Source.** 2012, 192:7, eff. July 1, 2012.



# State of New Hampshire

DEPARTMENT OF SAFETY  
OFFICE OF THE COMMISSIONER  
33 HAZEN DR. CONCORD, NH 03305  
603/271-2791

JOHN J. BARTHELMES  
COMMISSIONER

September 16, 2013

The Honorable Mary Jane Wallner, Chairman  
Fiscal Committee of the General Court  
State House  
Concord, New Hampshire 03301

Her Excellency, Governor Margaret Wood Hassan  
and the Honorable Council  
State House  
Concord, New Hampshire 03301

## Requested Action

Pursuant to RSA 14:30-a, VI, the Department of Safety, Division of Homeland Security and Emergency Management, requests authorization to accept and expend Disaster Assistance funds in the amount of \$7,500,000.00 from the Federal Emergency Management Agency (FEMA) for DR-4139 July 2013 Flooding. During incidents, many communities are directly impacted financially. The requested amount represents the amount of money needed to reimburse local communities, state, and private non-profits. Effective upon Fiscal Committee and Governor and Council approvals through June 30, 2015. Funding source: 100% Federal Funds.

Funds will be budgeted in an account titled Declared Disasters PA as follows:

02-23-23-236010-12320000 Dept. of Safety Homeland Sec.-Emer. Mgmt. Declared Disasters PA

Class	Description	Current Adjusted Authorization	Requested Action	Revised Adjusted Authorization
000-404805	Federal Funds	(\$5,636,571.00)	(\$7,500,000.00)	(\$13,136,571.00)
018-500106	Overtime	\$4,000.00	\$4,000.00	\$8,000.00
020-500200	Current Expense	\$4,000.00	\$4,000.00	\$8,000.00
030-500301	Equipment	\$2,000.00	\$2,000.00	\$4,000.00
040-500800	Indirect Cost	\$4,233.00	\$5,050.00	\$9,283.00
041-500801	Audit Fund	\$5,634.00	\$7,495.00	\$13,129.00
060-500601	Benefits	\$800.00	\$800.00	\$1,600.00
070-500704	In State Travel	\$3,500.00	\$3,500.00	\$7,000.00
072-500574	Grants - Federal	\$5,506,609.00	\$7,359,999.00	\$12,866,608.00
246-500792	Grantee Administrative Costs	\$25,795.00	\$33,156.00	\$58,951.00
247-500793	Sub-Grantee Administrative Costs	\$80,000.00	\$80,000.00	\$160,000.00
	Total	\$5,636,571.00	\$7,500,000.00	\$13,136,571.00

The Honorable Mary Jane Wallner, Chairman  
Fiscal Committee of the General Court

Her Excellency, Governor Margaret Wood Hassan  
and the Honorable Council  
September 16, 2013  
Page 2 of 2

Explanation

Governor Hassan submitted a request to the President on July 16, 2013 for a major disaster declaration for the State of New Hampshire due to a severe thunderstorm, flooding and landslides that occurred from June 26 to July 3, 2013 involving three counties. The President declared the State of New Hampshire a major disaster area on August 2, 2013 and designated Cheshire, Grafton, and Sullivan counties eligible to receive public assistance.

The request to accept \$7,500,000.00 represents the federal share of the public assistance and administrative cost allowances for the grantee and sub-grantees. Several New Hampshire State agencies, including the Department of Transportation and the Department of Safety, along with many New Hampshire municipalities are expected to apply for supplemental assistance with the Federal Emergency Management Agency.

The funding mechanism is 75% Federal and 25% State/Local share. The 25% required match for State Agency projects will be paid from existing budgeted appropriations or an additional request for these funds will be made through the State Legislature. The local share is the responsibility of the local applicant. The administrative cost allowance is 100% federally funded and is awarded automatically as a percentage of the public assistance project awards. Indirect costs are budgeted based only on the Grantee Administration portion of the funds, as all other funds are considered pass-through funds and are not subject to indirect costs.

- Class 018 The funds will be used for overtime costs associated with evening meetings, workshops, project monitoring, and administration.
- Class 020 The funds will be used for supplies, materials, and operating expenses associated with administering disaster assistance projects.
- Class 030 The funds will be used to purchase office equipment identified as necessary with administration of the funds.
- Class 040 The funds will be used to pay state indirect costs.
- Class 041 The funds will be used to pay audit fund set aside expense.
- Class 060 The funds will be used to pay benefits costs associated with overtime.
- Class 070 The funds will be used to cover travel expenses associated with community visits.
- Class 072 The funds will be used for disaster assistance grants to communities and state agencies.
- Class 246 The funds will be used for grantee administrative costs.
- Class 247 The funds will be used for sub-grantee administrative costs.

There are no General funds required with this request. In the event that Federal funds are no longer available, General funds and/or Highway funds will not be requested to support this program.

Respectfully submitted,

  
John J. Barthelmes  
Commissioner

**Homeland Security and Emergency Management  
Declared Disasters PA**

**Fiscal Situation: Account 02-23-23-236010-12320000**

**Federal Funds Awarded:**

Public Assistance DR 4105 Feb '13 Severe Winter Storm	\$7,500,000.00
Public Assistance DR 4139 July 2013 Flooding	\$7,500,000.00
<b>Total Grant Funds Awarded</b>	<b>\$15,000,000.00</b>

Less expenses in FFY 2013	(\$1,863,428.65)
<b>Total Prior Fiscal Year Actual Expenditures</b>	<b>(\$1,863,428.65)</b>

<b>Net Grant Funds Remaining</b>	<b>\$13,136,571.35</b>
----------------------------------	------------------------

Prior Fiscal & G&C item for DR 4105 Feb '13 Severe Winter Storm	(5,636,571.00)
<b>Excess grant funds available to appropriate</b>	<b>\$7,500,000.35</b>

<b>This Request</b>	<b>\$7,500,000.00</b>
---------------------	-----------------------

**APPLICATION FOR  
FEDERAL ASSISTANCE**

OMB Approval No. 0348-0043

1. TYPE OF SUBMISSION:  Application <input type="checkbox"/> Construction <input checked="" type="checkbox"/> Non-Construction  Preapplication <input type="checkbox"/> Construction <input type="checkbox"/> Non-Construction	2. DATE SUBMITTED  <b>July 16, 2013</b>	Applicant Identifier
	3. DATE RECEIVED BY STATE  <b>August 2, 2103</b>	State Application Identifier
	4. DATE RECEIVED BY FEDERAL AGENCY	Federal Identifier

5. APPLICANT INFORMATION

Legal Name: <b>State of New Hampshire</b>	Organizational Unit: <b>Dept. of Safety, HSEM</b>
Address (give city, county, state, and zip code): <b>33 Hazen Drive Concord, NH 03305</b>	Name and telephone number of person to be contacted on matters involving this application (give area code) <b>Elizabeth Peck 603-223-3655</b>

6. EMPLOYER IDENTIFICATION NUMBER (EIN): <b>02 - 6000618</b>	7. TYPE OF APPLICANT: (enter appropriate letter in box) <input checked="" type="checkbox"/> <b>A</b>  A. State B. County C. Municipal D. Township E. Interstate F. Intermunicipal G. Special District H. Independent School Dist. I. State Institution of Higher Learning J. Private University K. Indian Tribe L. Individual M. Profit Organization N. Other (Specify) _____
8. TYPE OF APPLICATION: <input checked="" type="checkbox"/> New <input type="checkbox"/> Continuation <input type="checkbox"/> Revision  If Revision, enter appropriate letter(s) in box(es) <input type="checkbox"/> <input type="checkbox"/>  A. Increase Award B. Decrease Award C. Increase Duration D. Decrease Duration Other (specify): _____	9. NAME OF FEDERAL AGENCY:  <b>DHS/FEMA</b>

10. CATALOG OF FEDERAL DOMESTIC ASSISTANCE NUMBER:  TITLE: <b>Public Assistance DR 4139</b> <b>97 - 036</b>	11. DESCRIPTIVE TITLE OF APPLICANT'S PROJECT: <b>Severe thunderstorm, rain flooding and landslides occurred June 26 through July 3, 2013 involving significant rainfall throughout New Hampshire.</b>
12. AREAS AFFECTED BY PROJECT (Cities, Counties, States, etc.): <b>Cheshire, Grafton and Sullivan Counties</b>	

13. PROPOSED PROJECT: Start Date: <b>08/02/2013</b> Ending Date: <b>08/02/2017</b>	14. CONGRESSIONAL DISTRICTS OF: <b>1 and 2</b>
a. Applicant <b>District 1 &amp; 2</b>	b. Project

15. ESTIMATED FUNDING:	16. IS APPLICATION SUBJECT TO REVIEW BY STATE EXECUTIVE ORDER 12372 PROCESS?
a. Federal \$ <b>7,500,000.00</b>	a. YES. THIS PREAPPLICATION/APPLICATION WAS MADE AVAILABLE TO THE STATE EXECUTIVE ORDER 12372 PROCESS FOR REVIEW ON:  DATE: _____
b. Applicant \$ <b>2,500,000.00</b>	b. NO. <input checked="" type="checkbox"/> PROGRAM IS NOT COVERED BY E.O. 12372 <input type="checkbox"/> OR PROGRAM HAS NOT BEEN SELECTED BY STATE FOR REVIEW
c. State \$	17. IS THE APPLICANT DELINQUENT ON ANY FEDERAL DEBT? <input type="checkbox"/> Yes If "Yes," attach an explanation <input checked="" type="checkbox"/> No
d. Local \$	
e. Other \$	
f. Program Income \$	
g. TOTAL \$ <b>10,000,000.00</b>	

18. TO THE BEST OF MY KNOWLEDGE AND BELIEF, ALL DATA IN THIS APPLICATION/PREAPPLICATION ARE TRUE AND CORRECT, THE DOCUMENT HAS BEEN DULY AUTHORIZED BY THE GOVERNING BODY OF THE APPLICANT AND THE APPLICANT WILL COMPLY WITH THE ATTACHED ASSURANCES IF THE ASSISTANCE IS AWARDED.

a. Type Name of Authorized Representative <b>Elizabeth Peck</b>	b. Title <b>SCO</b>	c. Telephone Number <b>603-223-3655</b>
d. Signature of Authorized Representative 	e. Date Signed <b>August 5, 2013</b>	

# TITLE I

## THE STATE AND ITS GOVERNMENT

### CHAPTER 14

#### LEGISLATIVE OFFICERS AND PROCEEDINGS

#### Legislative Budget Assistant

##### Section 14:30-a

###### 14:30-a Fiscal Committee. –

I. There is hereby established a fiscal committee of the general court. Said committee shall consist of 10 members. Five shall be members of the house as follows: the chairperson of the finance committee and 2 other members of the committee, appointed by the chairperson; and 2 other house members appointed by the speaker of the house. Five members shall be members of the senate as follows: the chairperson of the finance committee and 2 other members of that committee, appointed by the chairperson; and 2 other senators appointed by the senate president. The chairperson of the house finance committee shall be the chairperson of the fiscal committee.

II. The committee shall, while the general court is in session and during the interim, consult with, assist, advise, and supervise the work of the legislative budget assistant, and may at its discretion investigate and consider any matter relative to the appropriations, expenditures, finances, revenues or any of the fiscal matters of the state. The members shall be paid the regular legislative mileage during the interim while engaged in their work as members of the committee.


III. The fiscal committee shall consider recommendations proposed to it by the legislative performance audit and oversight committee established under RSA 17-N:1. The fiscal committee shall adopt all recommendations proposed to it as provided in RSA 17-N:1, III by the performance audit and oversight committee unless the fiscal committee refuses by unanimous vote to adopt such recommendations.

IV. [Repealed.]

V. [Repealed.]

VI. Any non-state funds in excess of \$100,000, whether public or private, including refunds of expenditures, federal aid, local funds, gifts, bequests, grants, and funds from any other non-state source, which under state law require the approval of governor and council for acceptance and expenditure, may be accepted and expended by the proper persons or agencies in the state government only with the prior approval of the fiscal committee of the general court.

**Source.** 1965, 239:19. 1987, 416:7. 1989, 396:13; 408:2. 1991, 346:18, I. 1995, 9:8. 2005, 177:11. 2006, 290:21, eff. June 15, 2006. 2012, 247:10, eff. Aug. 17, 2012.



# State of New Hampshire

FIS 13 218

DEPARTMENT OF SAFETY  
OFFICE OF THE COMMISSIONER  
33 HAZEN DR. CONCORD, NH 03305  
603/271-2791

JOHN J. BARTHELMES  
COMMISSIONER

September 16, 2013

The Honorable Mary Jane Wallner, Chairman  
Fiscal Committee of the General Court  
State House  
Concord, New Hampshire 03301

Her Excellency, Governor Margaret Wood Hassan  
and the Honorable Council  
State House  
Concord, New Hampshire 03301

### Requested Action

Pursuant to RSA 14:30-a, VI, authorize the Department of Safety, Division of State Police, to **Retroactively** amend Fiscal Item #FIS13-157, approved on July 10, 2013, and Item #98, approved by Governor and Council on July 10, 2013, by reallocating grant funds and extending the end date, with no increase in funding, of the grant received from the Department of Justice, Office of Justice Programs, for the purpose of reducing and deterring serious crime in New Hampshire, from the current end date of September 30, 2013, to a new end date of June 30, 2014. Funding source: 100% Federal Funds.

Funds are available in SFY2014 in the following account:

02-23-23-234010-60420000 Dept. of Safety – Division of State Police – Operation Street Sweeper 2009  
RSRC: 406480

<u>Class</u>	<u>Description</u>	<u>SFY 2014 Current</u> <u>Adjusted Authorized</u>	<u>Requested Action</u>	<u>SFY 2014 Adjusted</u> <u>Authorized</u>
000	Federal Funds	\$ (270,655.00)	\$ -	\$ (270,655.00)
018-500106	Overtime	\$ 122,151.40	\$ 21,945.00	\$ 144,096.40
020-500200	Current Expense	\$ 49,958.77	\$ (30,000.00)	\$ 19,958.77
024-500227	Maint. Other Than Build.-Grnd.	\$ 11,000.00	\$ -	\$ 11,000.00
030-500311	Equipment	\$ 6,991.08	\$ -	\$ 6,991.08
040-500800	Indirect Cost	\$ 48,593.12	\$ -	\$ 48,593.12
041-500801	Audit Fund Set Aside	\$ 571.98	\$ -	\$ 571.98
060-500602	Benefits	\$ 28,646.38	\$ 8,055.00	\$ 36,701.38
072-500574	Grants - Federal	\$ 377.28	\$ -	\$ 377.28
080-500713	Out-Of-State-Travel	\$ 2,364.99	\$ -	\$ 2,364.99
	<b>Total</b>	<b>\$ 270,655.00</b>	<b>\$ -</b>	<b>\$ 270,655.00</b>



The Honorable Mary Jane Wallner, Chairman  
Fiscal Committee of the General Court

Her Excellency, Governor Margaret Wood Hassan  
and the Honorable Council

September 16, 2013

Page 2 of 2

**Explanation**

This requested action is **retroactive** as the Department of Safety was notified on September 10, 2013 of approval to extend the grant for an additional nine months, through June 30, 2014. It should be noted that the grant was recently approved for an extension through September 30, 2013 by Fiscal and Governor and Council in July 2013. The grant was originally approved by the Fiscal Committee and Governor and Council on February 18, 2011, item FIS 11-041 and February 16, 2011, item #79, respectively. This is its fourth extension request.


This grant is used to improve the Division's ability to fulfill its role as the primary law enforcement agency, responsible for statewide drug and major crime investigations. This has been used to acquire equipment and training needed to address the illicit manufacture, distribution and sale of drugs. The primary goal of this grant and enforcement program is to reduce the total number of serious crimes that are occurring within the State of New Hampshire.

The request to reallocate funds is needed as follows:

- Class 018      Increased to cover the reallocation of the grant to cover overtime patrols for Troopers to partner with Manchester Police Department.
- Class 020      Decreased to reallocate the grant funds to overtime after evaluating the needs of the grant funds.
- Class 060      Increased to cover the benefits associated with the overtime.

In the event that Federal Funds become no longer available, General Funds and/or Highway funds will not be requested to support this program.

Respectfully submitted,

  
John J. Barthelme  
Commissioner of Safety



Change Project Period GAN



[All Active](#)

US DEPARTMENT OF JUSTICE  
OFFICE OF JUSTICE PROGRAMS

[Change Requested](#)

GRANT ADJUSTMENT NOTICE

[Approved](#)

Grantee Information

[Denied](#)

<b>Grantee Name:</b>	New Hampshire Department of Safety	<b>Project Period:</b>	10/01/2010 - 06/30/2014	<b>GAN Number:</b>	004
<b>Grantee Address:</b>	33 HAZEN DRIVE CONCORD, 03305	<b>Program Office:</b>	BJA	<b>Date:</b>	08/05/2013
<b>Grantee DUNS Number:</b>	06-034-0564	<b>Grant Manager:</b>	Linda Hill-Franklin		
<b>Grantee EIN:</b>	02-6000618	<b>Application Number(s):</b>	2010-H5704-NH-D1		
<b>Vendor #:</b>	026003618	<b>Award Number:</b>	2010-DD-BX-0539		
<b>Project Title:</b>	Operation Street Sweeper - 2010	<b>Award Amount:</b>	\$750,000.00		

[Draft](#)

[Create Grant Adjustment](#)

[Help/Frequently Asked Questions](#)

Change Project Period

<b>Current Grant Period:</b>	Month: 35 Day: 29	<b>New Grant Period:</b>	Month: 44 Day: 29
<b>Project Start Date:</b>	10/01/2010	<b>*New Project Start Date:</b>	10/01/2010
<b>Project End Date:</b>	09/30/2013	<b>*New Project End Date:</b>	06/30/2014

\*Required Justification for Change Project Period:

This request is for a no-cost, nine month extension which will allow the grant project to be completed. It is currently ~75% complete and an extension will enable the New Hampshire State Police to more fully expend the funds and better

Attachments:

None

Actions:

[Printer Friendly Version](#)

Audit Trail:

Description:	Role:	User:	Timestamp:	Note:
Approved-Final	OCFMD - Financial Analyst	SYSTEM_USER	08/05/2013 12:01 PM	<a href="#">View Note</a>
Submitted	PO - Grant Manager	mliebl	07/25/2013 9:07 AM	<a href="#">View Note</a>
Draft	EXTERNAL - External User	mliebl	07/25/2013 9:05 AM	<a href="#">View Note</a>
Change Request ed	PO - Grant Manager	hillfral	07/25/2013 8:13 AM	<a href="#">View Note</a>
Change Request ed	EXTERNAL - External User	hillfral	07/25/2013 8:13 AM	<a href="#">View Note</a>
Submitted	PO - Grant Manager	mliebl	07/24/2013 2:30 PM	<a href="#">View Note</a>
Draft	EXTERNAL - External User	mliebl	07/24/2013 2:29 PM	<a href="#">View Note</a>
Draft	EXTERNAL - External User	mliebl	07/24/2013 2:27 PM	<a href="#">View Note</a>

Pifer, Timothy

---

From: donot-reply@ojp.usdoj.gov  
Sent: Tuesday, September 10, 2013 7:22 AM  
To: Pifer, Timothy  
Subject: Budget Modification GAN has been Approved

The request for Budget Modification GAN for 2010-DD-BX-0539 has been approved. Please access GMS for more information regarding GAN Number 005.



Modify Budget GAN



[All Active](#)

US DEPARTMENT OF JUSTICE  
OFFICE OF JUSTICE PROGRAMS

[Change Requested](#)

**GRANT ADJUSTMENT NOTICE**

[Approved](#)

[Denied](#)

[Draft](#)

[Create Grant Adjustment](#)

[Help/Frequently Asked Questions](#)

Grantee Information			
<b>Grantee Name:</b>	New Hampshire Department of Safety	<b>Project Period:</b>	10/01/2010 - 06/30/2014
<b>Grantee Address:</b>	33 HAZEN DRIVE CONCORD, 03305	<b>Program Office:</b>	BJA
<b>Grantee DUNS Number:</b>	06-034-0564	<b>Grant Manager:</b>	Linda Hill-Franklin
<b>Grantee EIN:</b>	02-6000618	<b>Application Number(s):</b>	2010-H5704-NH-D1
<b>Vendor #:</b>	026003618	<b>Award Number:</b>	2010-DD-BX-0539
<b>Project Title:</b>	Operation Street Sweeper - 2010	<b>Award Amount:</b>	\$750,000.00

Budget Modification			
* All editable Budget fields must contain a numeric value.			
Categories	Approved Budget	Requested Changes to Budget	Revised Budget
A. Personnel	\$298920	\$23650	\$322570
B. Fringe Benefits	\$48824	\$6350	\$55174
C. Travel	\$14050	\$0	\$14050
D. Equipment	\$244160	\$0	\$244160
E. Supplies	\$0	\$0	\$0
F. Construction	\$0	\$0	\$0
G. Contractual	\$56000	\$0	\$56000
H. Other	\$35650	\$30000	\$65650
<b>TOTAL DIRECT COST</b>	<b>\$697604</b>	<b>\$0</b>	<b>\$697604</b>
Total Direct Costs = (Sum of lines A-H)			
<b>INDIRECT COST</b>	<b>\$52396</b>	<b>\$0</b>	<b>\$52396</b>
<b>TOTAL PROJECT COST</b>	<b>\$750000</b>	<b>\$0</b>	<b>\$750000</b>
Total Project Costs = Total Direct Costs + Indirect Cost			
Total Project Costs = Federal Funds Approved + Non-Federal Funds + Program Income			
<b>FEDERAL FUNDS APPROVED</b>	<b>\$750000</b>		<b>\$750000</b>
<b>NON-FEDERAL FUNDS APPROVED</b>	<b>\$0</b>	<b>\$0</b>	<b>\$0</b>
<b>PROGRAM INCOME</b>	<b>\$0</b>	<b>\$0</b>	<b>\$0</b>
<b>*Required Justification for Budget Modification</b>			
We are respectfully requesting permission to modify the use of undercover "buy money", as it pertains to this grant award. The original award designated \$30,000 out of the \$750,000 for this activity, with the Project and Budget			
<b>Attachments:</b>			



Modify Budget GAN



All Active

US DEPARTMENT OF JUSTICE  
OFFICE OF JUSTICE PROGRAMS

Change Requested

**GRANT ADJUSTMENT NOTICE**

Approved

Denied


Draft

Create Grant Adjustment

Help/Frequently Asked Questions

Grantee Information			
<b>Grantee Name:</b>	New Hampshire Department of Safety	<b>Project Period:</b>	10/01/2010 - 06/30/2014.
<b>Grantee Address:</b>	33 HAZEN DRIVE CONCORD, 03305	<b>Program Office:</b>	BJA
<b>Grantee DUNS Number:</b>	06-034-0564	<b>Grant Manager:</b>	Linda Hill-Franklin
<b>Grantee EIN:</b>	02-6000618	<b>Application Number(s):</b>	2010-H5704-NH-D1
<b>Vendor #:</b>	026003618	<b>Award Number:</b>	2010-DD-BX-0539
<b>Project Title:</b>	Operation Street Sweeper - 2010	<b>Award Amount:</b>	\$750,000.00
<b>GAN Number:</b>	005	<b>Date:</b>	09/10/2013

Budget Modification			
* All editable Budget fields must contain a numeric value.			
Categories	Approved Budget	Requested Changes to Budget	Revised Budget
A. Personnel	\$298920	\$23650	\$322570
B. Fringe Benefits	\$48824	\$6350	\$55174
C. Travel	\$14050	\$0	\$14050
D. Equipment	\$244160	\$0	\$244160
E. Supplies	\$0	\$0	\$0
F. Construction	\$0	\$0	\$0
G. Contractual	\$56000	\$0	\$56000
H. Other	\$35650	\$-30000	\$5650
<b>TOTAL DIRECT COST</b>	<b>\$697604</b>	<b>\$0</b>	<b>\$697604</b>
Total Direct Costs = (Sum of lines A-H)			
<b>INDIRECT COST</b>	<b>\$52396</b>	<b>\$0</b>	<b>\$52396</b>
<b>TOTAL PROJECT COST</b>	<b>\$750000</b>	<b>\$0</b>	<b>\$750000</b>
Total Project Costs = Total Direct Costs + Indirect Cost			
Total Project Costs = Federal Funds Approved + Non-Federal Funds + Program Income			
<b>FEDERAL FUNDS APPROVED</b>	<b>\$750000</b>		<b>\$750000</b>
<b>NON-FEDERAL FUNDS APPROVED</b>	<b>\$0</b>	<b>\$0</b>	<b>\$0</b>
<b>PROGRAM INCOME</b>	<b>\$0</b>	<b>\$0</b>	<b>\$0</b>
<b>*Required Justification for Budget Modification</b>			
We are respectfully requesting permission to modify the use of undercover "buy money", as it pertains to this grant award. The original award designated \$30,000 out of the \$750,000 for this activity, with the Project and Budget			
<b>Attachments:</b>			



# State of New Hampshire

DEPARTMENT OF SAFETY  
OFFICE OF THE COMMISSIONER  
33 HAZEN DR. CONCORD, NH 03305  
603/271-2791

JOHN J. BARTHELMES  
COMMISSIONER

The Honorable Mary Jane Wallner, Chairman  
Fiscal Committee of the General Court  
State House  
Concord, New Hampshire 03301

Her Excellency, Governor Margaret Wood Hassan  
and the Honorable Council  
State House  
Concord, New Hampshire 03301

June 17, 2013

*Fiscal # FIS 13-157  
07-10-2013*

*INC #98  
07-10-2013*

## Requested Action

Pursuant to RSA 14:30-a, VI, authorize the Department of Safety, Division of State Police, to amend FIS 12-345 approved by the Fiscal Committee on November 8, 2012 and Governor and Executive Council on November 14, 2012, item #139, by extending the end date only, with no increase in funding, of the grant received from the Department of Justice, Office of Justice Programs, for the purpose of reducing and deterring serious crime in New Hampshire, retroactive from the original end date of June 30, 2013, to a new end date of September 30, 2013. Effective upon Fiscal Committee and Governor and Council approval for the period of July 1, 2013 through September 30, 2013. Funding source: 100% Federal Funds.

Funds are available in SFY2013 in the following account:

02-23-23-234010-60420000 Dept. of Safety – Division of State Police – Operation Street Sweeper 2009  
RSRC: 406480

## Explanation

This requested action to amend the end date only is for the Street Sweeper Federal grant that ends on September 30, 2013, and as such is not budgeted in the 2014/2015 biennium budget. This grant was not budgeted in the 2014/2015 biennium budget because the Division anticipated fully expending the funding prior the end of SFY 2013. The Street Sweeper grant is not expected to continue after September 30, 2013, as funding is longer available for this program. This item is retroactive as the first scheduled Fiscal Committee meeting for the new biennium occurs after the original requested end date for this grant.

This grant is used to improve the Division's ability to fulfill its role as the primary law enforcement agency responsible for statewide drug and major crime investigations. The primary goal of this grant and enforcement program is to reduce the total number of serious crimes that are occurring within the State of New Hampshire. Its Memorandum of Agreement with the City of Manchester is for the enforcement of activities relating to gang, undercover drug investigations, and related search warrant executions

In the event that Federal Funds become no longer available, General and/or Highway Funds will not be requested to support this program.

Respectfully submitted,

  
John J. Barthelmes  
Commissioner of Safety

SP-ADMIN-10-2012-01



# State of New Hampshire

DEPARTMENT OF SAFETY  
OFFICE OF THE COMMISSIONER  
33 HAZEN DR. CONCORD, NH 03305  
603/271-2791

JOHN J. BARTHELMES  
COMMISSIONER  
Representative Ken Weyler, Chairman  
Fiscal Committee of the General Court  
State House  
Concord, NH 03301

October 5, 2012

His Excellency, Governor John H. Lynch  
and the Honorable Council  
State House  
Concord, New Hampshire 03301

Fiscal #  
FIS 12-345

11-08-2012

YJC # 139

11-14-2012

### Requested Action

1. Pursuant to RSA 14:30-a, VI, authorize the Department of Safety, Division of State Police, to amend FIS 12-116 approved by the Fiscal Committee on April 13, 2012 and Governor and Executive Council on May 9, 2012, item #98, by retroactively extending the end date only, with no increase in funding, of the grant received from the Department of Justice, Office of Justice Programs, for the purpose of reducing and deterring serious crime in New Hampshire, from the original end date of September 30, 2012, to a new end date of June 30, 2013. Effective upon Fiscal Committee and Governor and Council approval through June 30, 2013. Funding source: 100% Federal Funds.

Funds are available in SFY2013 in the following account:

02-23-23-234010-60420000 Dept. of Safety -- Division of State Police -- Operation Street Sweeper 2009

RSRC: 406480

2. Authorize the Department of Safety to retroactively amend a Memorandum of Agreement (MOA), upon approval of requested action #1, with the City of Manchester (VC#177433) by extending the effective end date from September 30, 2012 to September 30, 2013. All other terms and conditions remain unchanged for the enforcement of activities relating to gang, undercover drug investigations, and related search warrant executions. Effective upon Governor and Council approval. 100% Federal Funds.

### Explanation

This request is retroactive due to the length of time for the Division to obtain the grant extension authorization from the Department of Justice as well as the time necessary for the Division to prepare the paperwork for submission due to its complexity.

This grant is used to improve the Division's ability to fulfill its role as the primary law enforcement agency responsible for statewide drug and major crime investigations. The primary goal of this grant and enforcement program is to reduce the total number of serious crimes that are occurring within the State of New Hampshire. Its MOA with the City of Manchester is for the enforcement of activities relating to gang, undercover drug investigations, and related search warrant executions

In the event that Federal Funds become no longer available, General and/or Highway Funds will not be requested to support this program.

Respectfully submitted,

  
John J. Barthelmes  
Commissioner of Safety

APR 10 10 10 11 11

# State of New Hampshire

DEPARTMENT OF SAFETY  
OFFICE OF THE COMMISSIONER  
33 HAZEN DR. CONCORD, NH 03305  
603/271-2791

Fiscal 6.17.11  
Late Item  
G&C 6.22.11  
#329



JOHN J. BARTHELMES  
COMMISSIONER

June 10, 2011

Representative Ken Weyler, Chairman  
Fiscal Committee of the General Court  
State House  
Concord, NH 03301

His Excellency, Governor John H. Lynch  
and the Honorable Council  
State House  
Concord, New Hampshire 03301

### Requested Action

Pursuant to RSA 14:30-a, VI authorize the Department of Safety, Division of State Police, to amend Fiscal Item #FIS11-041, approved on February 18, 2011 and Item # 79, approved by Governor and Council on February 16, 2011, by changing the end date only, with no increase in funding, from June 30, 2011 to a new end date of September 30, 2012 of federal funds from the Department of Justice, Office of Justice Programs for the purpose of reducing and deterring serious crime in New Hampshire. Effective upon Fiscal Committee and Governor & Council approval through September 30, 2012. Funding source: 100% Federal Funds.

Funds are available in SFY2011 in the following account:

02-23-23-234010-6042 Dept. of Safety -- Division of State Police -- Operation Street Sweeper 2009  
RSRC: 406480

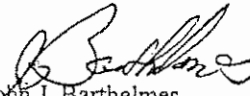
### Explanation

This grant will be used to improve the Division's ability to fulfill its role as the primary law enforcement agency, responsible for statewide drug and major crime investigations. This grant will be used to acquire equipment and training needed to address the illicit manufacture, distribution and sale of drugs. The primary goal of this grant and enforcement program is to reduce the total number of serious crimes that are occurring within the State of New Hampshire.

These grants were not included in the agency's operating budget for the SFY 2012-2013 biennium, because the Department of Safety believed that these grants were covered under HB2, as amended by the Senate, paragraph 209. It has just come to our attention that it would not apply to grants accepted during the current biennium, therefore, requiring the requested action above to allow these grants to come forward.

In the event that Federal Funds become no longer available, General Funds and/or Highway funds will not be requested to support this program.

Respectfully submitted,

  
John J. Barthelmes  
Commissioner of Safety



AIC to Dott 1/14/11

# State of New Hampshire


DEPARTMENT OF SAFETY  
OFFICE OF THE COMMISSIONER

33 HAZEN DR. CONCORD, NH 03305

603/271-2791

Fiscal 02-18-11  
#FS 11-041

C+C 2/16/11  
#79



JOHN J. BARTHELMES  
COMMISSIONER

January 13, 2011

Representative Ken Weyler, Chairman  
Fiscal Committee of the General Court  
State House  
Concord, NH 03301

His Excellency, Governor John H. Lynch  
and the Honorable Council  
State House  
Concord, New Hampshire 03301

### Requested Action

Pursuant to RSA 14:30-a, VI authorize the Department of Safety, Division of State Police, to accept and expend an additional \$750,000.00 of federal pass-through funds from the Department of Justice, Office of Justice Programs for the purpose of reducing and deterring serious crime in New Hampshire. Effective upon Governor & Council approval through June 30, 2011. Funding source: 100% Federal Funds.

Funds are available in SFY2011 in the following account:

02-23-23-234010-6042 Dept. of Safety - Division of State Police - Operation Street Sweeper 2009  
RSRC: 406480  
Amount: \$750,000.00

<u>Class</u>	<u>Description</u>	<u>SFY 2011 Current Appropriation</u>	<u>Requested Action</u>	<u>SFY 2011 Revised Appropriation</u>
000	Federal Funds	\$ (1,379,560.02)	\$ (750,000.00)	\$ (2,129,560.02)
018-500106	Overtime	\$ 231,014.36	\$ 275,000.00	\$ 506,014.36
020-500200	Current Expense	\$ 34,500.00	\$ 117,312.00	\$ 151,812.00
024-500227	Maint. Other Than Build.-Grnd.	\$ 23,449.63	\$ 56,000.00	\$ 79,449.63
030-500311	Equipment	\$ 678,555.00	\$ 156,848.00	\$ 835,403.00
040-500800	Indirect Cost	\$ 100,005.14	\$ 80,580.00	\$ 180,585.14
041-500801	Audit Fund Set Aside	\$ 1,379.68	\$ 750.00	\$ 2,129.68
060-500602	Benefits	\$ 77,617.97	\$ 43,810.00	\$ 121,427.97
072-500574	Grants - Federal	\$ 225,000.00	\$	\$ 225,000.00
080-500713	Out-Of-State-Travel	\$ 8,038.24	\$ 19,700.00	\$ 27,738.24
	Total	\$ 1,379,560.02	\$ 750,000.00	\$ 2,129,560.02

Explanation

This grant will be used to improve the Division's ability to fulfill its role as the primary law enforcement agency, responsible for statewide drug and major crime investigations. This grant will be used to acquire equipment and training needed to address the illicit manufacture, distribution and sale of drugs. The primary goal of this grant and enforcement program is to reduce the total number of serious crimes that are occurring within the State of New Hampshire.

Funds are to be budgeted as follows:

Funds in Class 18 Overtime will be used for overtime for sworn personnel and laboratory personnel directed toward drug patrols and drug analysis.

Funds in class 20 Current Expenses will be used for "buy money" and to purchase 3 Drug Interdiction Dogs as approved by the approving Federal Agency.

Funds in class 24 Contract Repairs-Office Equipment will be used for the maintenance agreement for laboratory equipment.

Funds in Class 30 Equipment - will used to purchase equipment for the Narcotics Investigations Unit and the Forensic Laboratory as approved by the approving Federal Agency.

Funds in Class 40 Indirect Cost will be used to pay Administrative Services for indirect costs charges on eligible expenses.

Funds in class 41 Audit Funds Set Aside will be used to pay Bureau of Accounting for administrative cost on all eligible expenses.


Funds in Class 60 Benefits will be used to pay for benefits associated with overtime.

Funds in class 80 Out-Of-State Travel will be used to pay for technical training for Forensic Laboratory personnel.

This grant was not included in the agency's operating budget as the Department of Safety, Division of State Police, was unaware of its availability prior to the end of the budget process. Even though the Department has received the Street Sweeper grants in the past the current Presidential Administration stated that there would not be any Earmarks, therefore this was the reasoning that this was an unexpected funding.

In the event that Federal Funds become no longer available, General Funds and/or Highway funds will not be requested to support this program.

Respectfully submitted,

  
John J. Barthelmes  
Commissioner of Safety



MARGARET WOOD HASSAN  
GOVERNOR

STATE OF NEW HAMPSHIRE  
OFFICE OF ENERGY AND PLANNING  
107 Pleasant Street, Johnson Hall  
Concord, NH 03301-3834  
Telephone: (603) 271-2155  
Fax: (603) 271-2615

FIS 13 223



www.nh.gov/oep

September 24, 2013

The Honorable Mary Jane Wallner, Chairman  
Fiscal Committee of the General Court  
State House  
Concord, NH 03301

Her Excellency, Governor Margaret Wood Hassan  
and the Honorable Council  
State House  
Concord, NH 03301

**REQUESTED ACTION**

Pursuant to RSA 14:30-a, VI, the Office of Energy and Planning (OEP) respectfully requests authorization to accept and expend funds in the amount of \$200,000.00 from the Public Utilities Commission to contract to establish a state energy strategy. Effective upon Joint Fiscal Committee and Governor and Council approvals through October 31, 2014. 100% Other (PUC Renewable Energy Fund).

<b>01-02-02-024010-65100000 FY 2014 State Energy Programs</b>				
<b>Source of Funds</b>				
<b>Class</b>	<b>Description</b>	<b>Current Appropriation w/FY13 Balance Forward</b>	<b>Increase (Decrease)</b>	<b>Modified Budget</b>
000-404590	Federal Funds	383,263.78	0.00	383,263.78
001-403543	Transfers from Other Agencies	0.00	0.00	0.00
009-403544	Agency Income	202,231.37	200,000.00	402,231.37
<b>Totals</b>		<b>585,495.15</b>	<b>200,000.00</b>	<b>785,495.15</b>

<b>Class</b>	<b>Description</b>	<b>Current Appropriation w/FY13 Balance Forward</b>	<b>Increase (Decrease)</b>	<b>Modified Budget</b>
016-500141	Personal Services Non Class	47,500.00	0.00	47,500.00
020-500200	Current Expenses	800.00	0.00	800.00
026-500251	Organizational Dues	8,000.00	0.00	8,000.00
030-500310	Equipment New Replacement	1.00	0.00	1.00
039-500188	Telecommunications	750.00	0.00	750.00
041-500801	Audit Fund Set Aside	137.00	0.00	137.00

042-500620	Additional Fringe Benefits	4,988.00	0.00	4,988.00
049-500420	Transfer to Other State Agency	15,300.55	0.00	15,300.55
060-500601	Benefits	34,964.00	0.00	34,964.00
070-500704	In-State Travel Reimbursement	500.00	0.00	500.00
080-500719	Out-of-State Travel Reimbursement	3,500.00	0.00	3,500.00
102-500731	Contracts for Program Services	269,054.60	0.00	269,054.60
103-502664	Contracts for Operational Services	200,000.00	200,000.00	400,000.00
Totals		585,495.15	200,000.00	785,495.15

### EXPLANATION

Senate Bill 191 (Chapter 276 of 2013) charges OEP with developing a 10-year state energy strategy to ensure that the state's energy policies and programs support the state's economic, environmental, and public health goals. The plan is to be developed in consultation with the state energy advisory council established in RSA 4-E:2, with assistance from an independent consultant and with input from the public and interested parties. The funding authorized under Chapter 276:4-E:4 will be used to contract with outside vendors and/or consultant(s) to prepare the 10-year energy strategy for the state. OEP has created a consultant selection team comprised of legislators and other members of the energy council. Contractors will be selected through a competitive process, and any proposed contract(s) must be approved by the Governor and Executive Council.

OEP did not anticipate at the time the FY14/15 budget was developed that it would receive these duties and related funds, and is therefore requesting that these funds be added to its budget at this time in order to fulfill these new duties.

Funds are requested for the following purposes:

Class 103 - Contracts for Operational Services

To contract with an outside vendor to develop the state energy strategy.

In the event that Other Funds are no longer available, General Funds will not be requested to support these programs.

Respectfully submitted,



Meredith A. Hatfield  
Director


MAH/BS

Enclosure

Fiscal 10/18/13  
G&C 11/06/13

FISCAL SITUATION  
 State Energy Programs  
 010-002-6510-0000  
 FY 2014

<u>Funding Information</u>	<u>Grant Award</u>	<u>Grant Period</u>	<u>Fed Award Amount</u>	<u>Expended Thru FY13</u>	<u>Funding Authorization Remaining</u>	<u>Date of Notification</u>
SEP PY 13	R130472	07/01/12 - 06/30/13	254,000.00	221,436.18	32,563.82	06/29/12
SEP PY 14	DE-EE0006204	07/01/13 - 06/30/14	310,200.00	0.00	310,200.00	06/27/13
Competitive SEP -EERS	DE-EE0005463	09/30/11 - 03/31/14	379,330.00	128,947.99	250,382.01	12/07/12
SHOPP 12	DE-EI0000930	09/15/12 - 09/14/13	13,500.00	11,592.86	1,907.14	08/30/12
SB 99 Chapter 134			200,000.00	0.00	200,000.00	06/26/13
<b>SB 191 Chapter 276</b>			<b>200,000.00</b>	<b>0.00</b>	<b>200,000.00</b>	<b>07/24/13</b>
Total			1,357,030.00	361,977.03	995,052.97	
Less: FY14 Budget Authorization					336,140.00	
Less: FY14 Balance Forward					249,355.15	
Less: SEP Grant in Org 6400					132,369.29	
Less: SEP Grant in Org 6570					4,609.26	
Less: SEP Grant in Org 7705					11,111.56	
Less: SHOPP Grant in Org 6400					3,717.16	
Available for Budgeting					257,750.55	
<b>Requested Action</b>					<b>200,000.00</b>	
Balance to be Budgeted at a later time					57,750.55	



DEPARTMENT OF HEALTH AND HUMAN SERVICES
DIVISION OF COMMUNITY BASED CARE SERVICES

BUREAU OF DEVELOPMENTAL SERVICES

Nicholas A. Toumpas
Commissioner

105 PLEASANT STREET, CONCORD, NH 03301
603-271-5034 1-800-852-3345 Ext. 5034
Fax: 603-271-5166 TDD Access: 1-800-735-2964

Nancy L. Rollins
Associate Commissioner

September 9, 2013

The Honorable Mary Jane Wallner, Chairman
Fiscal Committee of the General Court, and

Her Excellency, Governor Margaret Wood Hassan
and the Honorable Council
State House
Concord, New Hampshire 03301

REQUESTED ACTION

Pursuant to the provisions of RSA 14:30-a, VI, authorize the Department of Health and Human Services, Division of Community Based Care Services, Bureau of Developmental Services to accept and expend Awareness and Access to Care for Children and Youth with Epilepsy federal funds from the United States Department of Health and Human Services, Health Resources and Services Administration in the amount of \$353,203.00 effective upon date of Fiscal Committee and Governor and Executive Council approval, through June 30, 2014, and further authorize the allocation of these funds in the accounts below.

05-95-93-930010-5949 DEPT OF HEALTH AND HUMAN SVCS, HHS: DEVELOPMENTAL SERV-DIV OF, DIV OF DEVELOPMENTAL SVCS, PROJECT ACCESS FOR EPILEPSY

Table with 5 columns: Class/Object, Class Title, Current Authorized, Adjusted Increase/(Decrease) Amount, Revised Adjusted Authorized. Rows include SFY 2014, 000-408150 Federal Funds, Total Revenue, 020-500200 Current Expenses, 021-502668 Food Institutions, 022-500248 Rents & Leases Other than State, 030-500301 Equipment, 037-500175 Technology - Hardware, 038-500175 Technology - Software.

039-500188	Telecommunications	\$1,000.00	\$0.00	\$1,000.00
041-500801	Audit Fund Set Aside	\$681.10	\$354.00	\$1,035.10
046-500462	Consultants	\$9,000.00	\$0.00	\$9,000.00
057-500532	Books, Periodicals, Subscriptions	\$3,000.00	\$0.00	\$3,000.00
066-501709	Employee Training	\$2,505.00	\$0.00	\$2,505.00
067-500557	Training for Providers	\$29,708.60	\$0.00	\$29,708.60
068-500561	Remuneration	\$10,000.00	\$400.00	\$10,400.00
069-500567	Promotional Marketing Exp.	\$0.00	\$3,500.00	\$3,500.00
070-500704	In-State Travel	\$2,554.90	\$1,100.00	\$3,654.90
080-500710	Out-of-State Travel	\$13,783.59	\$5,151.00	\$18,934.59
102-500731	Contracts for Program Svcs	\$850,482.15	\$323,198.00	\$1,173,680.15
501-500425	Payments to Clients	\$2,000.00	\$0.00	\$2,000.00
502-500891	Payments to Providers	<u>\$19,000.00</u>	<u>\$1,500.00</u>	<u>\$20,500.00</u>
Total Expense		\$977,706.15	\$353,203.00	\$1,330,909.15

### EXPLANATION

The Department of Health and Human Services, Division of Community Based Care Services, Bureau of Developmental Services, Special Medical Services seeks approval to accept and expend a competitively awarded Awareness and Access to Care for Children and Youth with Epilepsy grant funds in the amount of \$390,536.00 from the United States Department of Health and Human Services Health Resources and Services Administration. This request represents a portion of the first year of a multi-year grant award (September 1, 2013 – August 31, 2016). The balance of this grant will be budgeted in future State fiscal years. A copy of the grant award is attached.

Children and youth diagnosed with epilepsy/seizure disorders experience barriers to effective and coordinated care across all the domains that impact their health and well-being. New Hampshire's estimated number of children with special health care needs (CSHCN) prevalence is 19.0% of the population (54,569 children ages 0-17) compared to the 15.1% national prevalence. The 2009/2010 National Survey of Children with Special Health Care Needs also identified a national prevalence of 3.1% of CSHCN as having an epilepsy/seizure disorder. Extrapolating from this data it can be estimated that approximately 1,692 children under the age of 18 have a diagnosis of epilepsy in NH. This project will focus on the advantages & strength of parent and youth involvement in health care design and improve the consistency & effectiveness of epilepsy care in NH..

#### Planned goals/outcomes include:

- Increased access to appropriate care and improve capacity of neurology – primary care providers to effectively co-manage children and youth with epilepsy residing in medically underserved / rural areas of New Hampshire;
- Development of standards and recommendations for a Transition Clinic for Adolescents as they progress from pediatric neurology to adult neurology; and
- Increased community capacity to understand epilepsy, reduce stigma and enhance partnerships via improved and accessible education awareness initiatives for families, primary care providers and community providers regarding current standards of care, diagnostic and treatment concerns.


Geographic area served: statewide.

Source of funds: 100% Federal Funds.

The Honorable Mary Jane Wallner, Chairman and  
Her Excellency, Governor Margaret Wood Hassan  
September 9, 2013  
Page 3


If federal funds become no longer available, general funds will not be requested to support the program expenditures.

Respectfully submitted,



Nancy L. Rollins  
Associate Commissioner

Approved by:



Nicholas A. Toumpas  
Commissioner





**NOTICE OF AWARD**  
 AUTHORIZATION (Legislation/Regulation)  
 Social Security Act, Title V, Section 501(a)(2)  
 Social Security Act § 501(a)(2-3), 42 U.S.C. § 701(a)(2-3)  
 Social Security Act, Title V, § 501(a)(2), (42 U.S.C. 701(a)(2))

1. DATE ISSUED: 08/19/2013  
 2. PROGRAM CFDA: 93.110  
 3. SUPERSEDES AWARD NOTICE dated: except that any additions or restrictions previously imposed remain in effect unless specifically rescinded.  
 4a. AWARD NO.: 1 H98MC26258-01-00  
 4b. GRANT NO.: H98MC26258  
 5. FORMER GRANT NO.:  
 6. PROJECT PERIOD: FROM: 09/01/2013 THROUGH: 08/31/2016  
 7. BUDGET PERIOD: FROM: 09/01/2013 THROUGH: 08/31/2014

8. TITLE OF PROJECT (OR PROGRAM): Awareness and Access to Care for Children and Youth with Epilepsy  
 9. GRANTEE NAME AND ADDRESS: HEALTH AND HUMAN SERVICES, NEW HAMPSHIRE DEPT OF  
 129 Pleasant St  
 Concord, NH 03301-3852  
 DUNS NUMBER: 011040545

10. DIRECTOR: (PROGRAM DIRECTOR/PRINCIPAL INVESTIGATOR)  
 Elizabeth Collins  
 HEALTH AND HUMAN SERVICES, NEW HAMPSHIRE DEPT OF  
 129 Pleasant Street  
 Concord, NH 03301-3857

11. APPROVED BUDGET: (Excludes Direct Assistance)  
 Grant Funds Only  
 Total project costs including grant funds and all other financial participation

a. Salaries and Wages :	\$20,808.00
b. Fringe Benefits :	\$9,988.00
c. Total Personnel Costs :	\$30,796.00
d. Consultant Costs :	\$0.00
e. Equipment :	\$0.00
f. Supplies :	\$7,500.00
g. Travel :	\$6,251.00
h. Construction/Alteration and Renovation :	\$0.00
i. Other :	\$16,791.00
j. Consortium/Contractual Costs :	\$323,198.00
k. Trainee Related Expenses :	\$0.00
l. Trainee Stipends :	\$0.00
m. Trainee Tuition and Fees :	\$0.00
n. Trainee Travel :	\$0.00
o. TOTAL DIRECT COSTS :	\$384,536.00
p. INDIRECT COSTS (Rate: % of S&W/TADC) :	\$6,000.00
q. TOTAL APPROVED BUDGET :	\$390,536.00
i. Less Non-Federal Share:	\$0.00
ii. Federal Share:	\$390,536.00

12. AWARD COMPUTATION FOR FINANCIAL ASSISTANCE:

a. Authorized Financial Assistance This Period	\$390,536.00
b. Less Unobligated Balance from Prior Budget Periods	
i. Additional Authority	\$0.00
ii. Offset	\$0.00
c. Unawarded Balance of Current Year's Funds	\$0.00
d. Less Cumulative Prior Awards(s) This Budget Period	\$0.00
e. AMOUNT OF FINANCIAL ASSISTANCE THIS ACTION	\$390,536.00

13. RECOMMENDED FUTURE SUPPORT: (Subject to the availability of funds and satisfactory progress of project)

YEAR	TOTAL COSTS
02	\$390,536.00
03	\$390,536.00

15. PROGRAM INCOME SUBJECT TO 45 CFR Part 74.24 OR 45 CFR 92.25 SHALL BE USED IN ACCORD WITH ONE OF THE FOLLOWING ALTERNATIVES:  
 A=Addition B=Deduction C=Cost Sharing or Matching D=Other [A]  
 Estimated Program Income: \$0.00

16. THIS AWARD IS BASED ON AN APPLICATION SUBMITTED TO, AND AS APPROVED BY HRSA, IS ON THE ABOVE TITLED PROJECT AND IS SUBJECT TO THE TERMS AND CONDITIONS INCORPORATED EITHER DIRECTLY OR BY REFERENCE IN THE FOLLOWING:  
 a. The grant program legislation cited above. b. The grant program regulation cited above. c. This award notice including terms and conditions, if any, noted below under REMARKS. d. 45 CFR Part 74 or 45 CFR Part 92 as applicable. In the event there are conflicting or otherwise inconsistent policies applicable to the grant, the above order of precedence shall prevail. Acceptance of the grant terms and conditions is acknowledged by the grantee when funds are drawn or otherwise obtained from the grant payment system.

REMARKS: (Other Terms and Conditions Attached  Yes  No)

Electronically signed by *Stephannie Young*, Grants Management Officer on : 08/19/2013

17. OBJ. CLASS: 41.51  
 18. CRS-EIN: 1026000618B3  
 19. FUTURE RECOMMENDED FUNDING: \$0.00

FY-CAN	CFDA	DOCUMENT NO.	AMT. FIN. ASST.	AMT. DIR. ASST.	SUB PROGRAM CODE	SUB ACCOUNT CODE
13 - 3894151	93.110	H98MC26258A0	\$390,536.00	\$0.00		NA

## HRSA Electronic Handbooks (EHBs) Registration Requirements

The Project Director of the grant (listed on this NoA) and the Authorizing Official of the grantee organization are required to register (if not already registered) within HRSA's Electronic Handbooks (EHBs). Registration within HRSA EHBs is required only once for each user for each organization they represent. To complete the registration quickly and efficiently we recommend that you note the 10-digit grant number from box 4b of this NoA. After you have completed the initial registration steps (i.e., created an individual account and associated it with the correct grantee organization record), be sure to add this grant to your portfolio. This registration in HRSA EHBs is required for submission of noncompeting continuation applications. In addition, you can also use HRSA EHBs to perform other activities such as updating addresses, updating email addresses and submitting certain deliverables electronically. Visit <https://grants.hrsa.gov/webexternal/login.asp> to use the system. Additional help is available online and/or from the HRSA Call Center at 877-Go4-HRSA/877-464-4772.

## Terms and Conditions

Failure to comply with the special remarks and condition(s) may result in a draw down restriction being placed on your Payment Management System account or denial of future funding.

### Grant Specific Term(s)

1. As required by the Federal Funding Accountability and Transparency Act of 2006 (Pub. L. 109-282), as amended by section 6202 of Public Law 110-252, recipients must report information for each subaward of \$25,000 or more in Federal funds and executive total compensation as outlined in Appendix A to 2 CFR Part 170 (<http://www.hrsa.gov/grants/ffata.html>). The FFATA reporting requirements apply for the duration of the project period and so include all subsequent award actions to aforementioned HRSA grants and cooperative agreement awards (e.g., Type 2 (competing continuation), Type 5 (non-competing continuation), etc.). Subawards to individuals are exempt from these requirements.
2. All post-award requests, such as significant budget revisions or a change in scope, must be submitted as a Prior Approval action via the Electronic Handbooks (EHBs) and approved by HRSA prior to implementation. Grantees under "Expanded Authority," as noted in the Remarks section of the Notice of Award, have different prior approval requirements. See "Prior-Approval Requirements" in the DHHS Grants Policy Statement: <http://www.hhs.gov/asfr/ogapa/grantinformation/hhsgps107.pdf>
3. The funds \$2,500 allocated to equipment were reallocated to supplies.

### Standard Term(s)

1. Recipients must comply with all terms and conditions outlined in their grant award, including grant policy terms and conditions outlined in applicable Department of Health and Human Services (HHS) Grants Policy Statements, and requirements imposed by program statutes and regulations and HHS grant administration regulations, as applicable; as well as any requirements or limitations in any applicable appropriations acts.
2. All discretionary awards issued by HRSA on or after October 1, 2006, are subject to the HHS Grants Policy Statement (HHS GPS) unless otherwise noted in the Notice of Award (NoA). Parts I through III of the HHS GPS are currently available at <ftp://ftp.hrsa.gov/grants/hhsgpstatement.pdf>. Please note that the Terms and Conditions explicitly noted in the award and the HHS GPS are in effect.
3. The HHS Appropriations Act requires that when issuing statements, press releases, requests for proposals, bid solicitations, and other documents describing projects or programs funded in whole or in part with Federal money, all grantees receiving Federal funds, including but not limited to State and local governments, shall clearly state the percentage of the total costs of the program or project which will be financed with Federal money, the dollar amount of Federal funds for the project or program, and percentage and a dollar amount of the total costs of the project or program that will be financed by nongovernmental sources.
4. Recipients and sub-recipients of Federal funds are subject to the strictures of the Medicare and Medicaid anti-kickback statute (42 U.S.C. 1320a - 7b(b) and should be cognizant of the risk of criminal and administrative liability under this statute, specifically under 42 U.S.C. 1320 7b(b) Illegal remunerations which states, in part, that whoever knowingly and willfully: (A) Solicits or receives (or offers or pays) any remuneration (including kickback, bribe, or rebate) directly or indirectly, overtly or covertly, in cash or in kind, in return for referring (or to induce such person to refer) an individual to a person for the furnishing or arranging for the furnishing of any item or service, OR (B) In return for purchasing, leasing, ordering, or recommending purchasing, leasing, or ordering, or to purchase, lease, or order, any goods, facility, services, or item .... For which payment may be made in whole or in part under subchapter XIII of this chapter or a State health care program, shall be guilty of a felony and upon conviction thereof, shall be fined not more than \$25,000 or imprisoned for not more than five years, or both.
5. Items that require prior approval from the awarding office as indicated in 45 CFR Part 74.25 [Note: 74.25 (d) HRSA has not waived cost-related or administrative prior approvals for recipients unless specifically stated on this Notice of Award] or 45 CFR Part 92.30 must be submitted in writing to the Grants Management Officer (GMO). Only responses to prior approval requests signed by the GMO are considered valid. Grantees who take action on the basis of responses from other officials do so at their own risk. Such responses will not be considered

binding by or upon the HRSA.

In addition to the prior approval requirements identified in Part 74.25, HRSA requires grantees to seek prior approval for significant rebudgeting of project costs. Significant rebudgeting occurs when, under a grant where the Federal share exceeds \$100,000, cumulative transfers among direct cost budget categories for the current budget period exceed 25 percent of the total approved budget (inclusive of direct and indirect costs and Federal funds and required matching or cost sharing) for that budget period or \$250,000, whichever is less. For example, under a grant in which the Federal share for a budget period is \$200,000, if the total approved budget is \$300,000, cumulative changes within that budget period exceeding \$75,000 would require prior approval). For recipients subject to 45 CFR Part 92, this requirement is in lieu of that in 45 CFR 92.30(c)(1)(ii) which permits an agency to require prior approval for specified cumulative transfers within a grantee's approved budget. [Note, even if a grantee's proposed rebudgeting of costs falls below the significant rebudgeting threshold identified above, grantees are still required to request prior approval, if some or all of the rebudgeting reflects either a change in scope, a proposed purchase of a unit of equipment exceeding \$25,000 (if not included in the approved application) or other prior approval action identified in Parts 74.25 and 92.30 unless HRSA has specifically exempted the grantee from the requirement(s).]

6. Payments under this award will be made available through the DHHS Payment Management System (PMS). PMS is administered by the Division of Payment Management, Financial Management Services, Program Support Center, which will forward instructions for obtaining payments. Inquiries regarding payments should be directed to: ONE-DHHS Help Desk for PMS Support at 1-877-614-5533 or [PMSSupport@psc.hhs.gov](mailto:PMSSupport@psc.hhs.gov). For additional information please visit the Division of Payment Management Website at [www.DPM.PSC.GOV](http://www.DPM.PSC.GOV).
7. The DHHS Inspector General maintains a toll-free hotline for receiving information concerning fraud, waste, or abuse under grants and cooperative agreements. Such reports are kept confidential and callers may decline to give their names if they choose to remain anonymous. Contact: Office of Inspector General, Department of Health and Human Services, Attention: HOTLINE, 330 Independence Avenue Southwest, Cohen Building, Room 5140, Washington, D. C. 20201, Email: [Htips@os.dhhs.gov](mailto:Htips@os.dhhs.gov) or Telephone: 1-800-447-8477 (1-800-HHS-TIPS).
8. Submit audits, if required, in accordance with OMB Circular A-133, to: Federal Audit Clearinghouse Bureau of the Census 1201 East 10th Street Jefferson, IN 47132 PHONE: (310) 457-1551, (800)253-0696 toll free <http://harvester.census.gov/sac/facconta.htm>
9. EO 13166, August 11, 2000, requires recipients receiving Federal financial assistance to take steps to ensure that people with limited English proficiency can meaningfully access health and social services. A program of language assistance should provide for effective communication between the service provider and the person with limited English proficiency to facilitate participation in, and meaningful access to, services. The obligations of recipients are explained on the OCR website at <http://www.hhs.gov/ocr/lep/revisedlep.html>.
10. This award is subject to the requirements of Section 106 (g) of the Trafficking Victims Protection Act of 2000, as amended (22 U.S.C. 7104). For the full text of the award term, go to <http://www.hrsa.gov/grants/trafficking.htm>. If you are unable to access this link, please contact the Grants Management Specialist identified in this Notice of Award to obtain a copy of the Term.
11. The Consolidated Appropriations Act, 2012 (P.L. 112-74) enacted December 23, 2011, limits the salary amount that may be awarded and charged to HRSA grants and cooperative agreements. HRSA funds may not be used to pay the salary of an individual at a rate in excess of \$179,700 (the Executive Level II salary of the Federal Executive Pay scale). This amount reflects an individual's base salary exclusive of fringe and any income that an individual may be permitted to earn outside of the duties to the applicant organization. This salary limitation also applies to subawards/subcontracts for substantive work under a HRSA grant or cooperative agreement. The salary limitation does not apply to payments made to consultants under this award although, as with all costs, those payments must meet the test of reasonableness and be consistent with institutional policy. Your award amount will not necessarily be recalculated to adjust for necessary reductions in salaries included in your proposal. However, none of the funds in this award shall be used to pay the salary of an individual at a rate in excess of the salary limitation. [It is important to note that an individual's base salary, per se, is NOT constrained by the legislative provision for a limitation of salary. The rate limitation simply limits the amount that may be awarded and charged to HRSA grants and cooperative agreements.]
12. To serve persons most in need and to comply with Federal law, services must be widely accessible. Services must not discriminate on the basis of age, disability, sex, race, color, national origin or religion. The HHS Office for Civil Rights provides guidance to grant and cooperative agreement recipients on complying with civil rights laws that prohibit discrimination on these bases. Please see <http://www.hhs.gov/ocr/civilrights/understanding/index.html>. HHS also provides specific guidance for recipients on meeting their legal obligation under Title VI of the Civil Rights Act of 1964, which prohibits discrimination on the basis of race, color or national origin in programs and activities that receive Federal financial assistance (P. L. 88-352, as amended and 45 CFR Part 80). In some instances a recipient's failure to provide language assistance services may have the effect of discriminating against persons on the basis of their national origin. Please see <http://www.hhs.gov/ocr/civilrights/resources/laws/revisedlep.html> to learn more about the Title VI requirement for grant and cooperative agreement recipients to take reasonable steps to provide meaningful access to their programs and activities by persons with limited English proficiency.
13. Important Notice: The Central Contractor registry (CCR) has been replaced. The General Services Administration has moved the CCR to the System for Award Management (SAM) on July 30, 2012. To learn more about SAM please visit <https://www.sam.gov>.

It is incumbent that you, as the recipient, maintain the accuracy/currency of your information in the SAM at all times during which your entity has an active award or an application or plan under consideration by HRSA, unless your entity is exempt from this requirement under 2 CFR 25.110. Additionally, this term requires your entity to review and update the information at least annually after the initial registration, and

more frequently if required by changes in your information. This requirement flows down to subrecipients. Note: SAM information must be updated at least every 12 months to remain active (for both grantees and sub-recipients). Grants.gov will reject submissions from applicants with expired registrations. It is advisable that you do not wait until the last minute to register in SAM or update your information. According to the SAM Quick Guide for Grantees ([https://www.sam.gov/sam/transcript/SAM\\_Quick\\_Guide\\_Grants\\_Registrations-v1.6.pdf](https://www.sam.gov/sam/transcript/SAM_Quick_Guide_Grants_Registrations-v1.6.pdf)), an entity's registration will become active after 3-5 days. Therefore, check for active registration well before the application deadline.

## Reporting Requirement(s)

### 1. Due Date: Within 120 Days of Award Issue Date

The grantee must submit a Performance Report within 120 days after receipt of the NoA. This report should include completing the financial forms, project abstract, grant summary and performance measures. The performance report must be submitted using the Electronic Handbook (EHB).

### 2. Due Date: 01/30/2015

The grantee must submit a Federal Financial Report (FFR) no later than January 30, 2015. The report should reflect cumulative reporting within the project period and must be submitted using the Electronic Handbooks (EHBs).

Failure to comply with these reporting requirements will result in deferral or additional restrictions of future funding decisions.

## Contacts

### NoA Email Address(es):

Name	Role	Email
Elizabeth Collins	Program Director	ecollins@dhhs.state.nh.us
Matthew Ertas	Authorizing Official	mertas@dhhs.state.nh.us


Note: NoA emailed to these address(es)

### Program Contact:

For assistance on programmatic issues, please contact Sadie Silcott at:  
5600 Fishers Ln  
Rockville, MD, 20852-1750  
Email: [ssilcott@hrsa.gov](mailto:ssilcott@hrsa.gov)  
Phone: (301) 443-0133  
Fax: (301) 480-1312

### Division of Grants Management Operations:

For assistance on grant administration issues, please contact Denise Boyer at:  
MailStop Code: 11A-03  
Maternal Child and Health Systems Branch  
5600 Fishers Lane  
RM 11A-03  
Rockville, MD, 20852-1750  
Email: [DBoyer@hrsa.gov](mailto:DBoyer@hrsa.gov)  
Phone: (301) 594-4256  
Fax: (301) 594-4073



## STATE OF NEW HAMPSHIRE

## DEPARTMENT OF HEALTH AND HUMAN SERVICES

29 HAZEN DRIVE, CONCORD, NH 03301-6527  
 603-271-4493 1-800-852-3345 Ext. 4493  
 Fax: 603-271-0545 TDD Access: 1-800-735-2964



Nicholas A. Toumpas  
 Commissioner

José Thier Montero  
 Director

September 18, 2013

The Honorable Mary Jane Wallner, Chairman  
 Fiscal Committee of the General Court, and

Her Excellency, Governor Margaret Wood Hassan  
 and the Honorable Council  
 State House  
 Concord, New Hampshire 03301

**REQUESTED ACTION**

Pursuant to the provisions of RSA 14:30-a, VI, Fiscal Committee Approval Required for Acceptance and Expenditure of Funds Over \$100,000 from any Non-State Source, authorize the Department of Health and Human Services, Division of Public Health Services, Bureau of Infectious Disease Control, Infectious Disease Prevention, Investigation and Care Services Section to accept and expend federal funds in the amount of \$168,941.00 from the U.S. Centers for Disease Control (CDC) to fund the Section, effective upon date of approval by the Fiscal Committee and Governor and Council, through June 30, 2014, and further authorize the funds to be allocated as follows:

05-95-90-902510-51700000 HEALTH AND SOCIAL SERVICES, DEPT OF HEALTH AND HUMAN SVS,  
 HHS: DIVISION OF PUBLIC HEALTH, BUREAU OF INFECTIOUS DISEASE CONTROL, DISEASE  
 CONTROL SFY 2014

Class/Object	Class Title	Current Modified Budget	Increase (Decrease) Amount	Revised Modified Budget
000-404533	Federal Funds	\$874,986.83	\$168,941.00	\$1,043,927.83
009-405921	Agency Income	\$378,465.40	0.00	\$378,465.40
	General Funds	\$455,491.65	0.00	\$455,491.65
Total Revenue		\$1,708,943.88	\$168,941.00	\$1,877,884.88
010-500100	Personal Serv - Perm	726,947.00	0.00	726,947.00
018-500106	Overtime	48,000.00	0.00	48,000.00
019-500105	Holiday Pay	0.00	2,000.00	2,000.00
020-500200	Current Expenses	41,642.83	13,306.00	54,948.83
026-500251	Organizational Dues	2,450.00	200.00	2,650.00
030-500300	Equipment New/Replacement	5,838.00	56,063.00	61,901.00
039-500190	Telecommunications	12,000.00	0.00	12,000.00
041-500801	Audit Fund Set Aside	922.00	169.00	1,091.00
042-500620	Additional Fringe Benefits	29,855.00	2,520.00	32,375.00
050-500109	Personal Services - Temp	34,500.00	22,000.00	56,500.00

060-500601	Benefits	429,604.00	2,083.00	431,687.00
066-500544	Employee Training	0.00	2,000.00	2,000.00
070-500700	In-State Travel Reimbursement	41,220.00	0.00	41,220.00
080-500710	Out-of-State Travel	13,793.00	8,600.00	22,393.00
102-500731	Contracts for Program Services	78,830.92	40,000.00	118,830.92
546-500388	Patient Care	136,341.13	0.00	136,341.13
547-500394	Disease Control Emergencies	100,000.00	0.00	100,000.00
548-500396	Reagents	7,000.00	20,000.00	27,000.00
Total Expenses		\$1,708,943.88	\$168,941.00	\$1,877,884.88

**EXPLANATION**

These federal funds are used to implement grant-approved activities to conduct statewide tuberculosis (TB) prevention, surveillance and control measures. Additional funds were recently requested and awarded for the current grant year.

These funds will be used: in Class 019 Holiday Pay to pay for occasions where the overtime assigned for urgent TB matters occurs on a state holiday; in Class 020 Current Expenses for purchase of grant-approved TB testing supplies; in Class 026 Organizational Dues for membership in the National Tuberculosis Controllers Association; in Class 030 Equipment for the purchase of a laboratory refrigerator to store TB specimens in the Public Health Laboratories, laptop/tablets and portable printers for use in the field by the TB Public Health Nurses, and equipment for use in training medical providers statewide in TB skin testing; in Class 041 Audit Fund Set Aside for the required state audit charges on federal awards; in Class 050 Personal Services - Temp for an already-established part-time position; in Class 060 Benefits for the benefits associated with the overtime and part-time charges; in Class 066 Employee Training for the registration cost for the TB Program's staff to attend project-related training courses; in Class 080 Out of State Travel for TB Program and Public Health Laboratory staff to attend nationally-sponsored training conferences related to grant-approved projects; in Class 102, Contracts for Program Services for contractual services related to maintenance of an electronic data system for the tracking of TB patients in the state; and in Class 548 Reagents for the purchase of laboratory reagents and supplies necessary for required TB testing.

Audit costs are included per state requirements.

In response to the anticipated two-part question, "Can these funds be used to offset General Funds?" and "What is the compelling reason for not offsetting General Funds?" the Division offers the following information: these funds may not be used to offset General Funds as they are specifically granted to the State for the purpose of providing the services described above.

These funds will not change the program eligibility levels. No new program will be established with the acceptance of these funds.


Area served: statewide.

The Honorable Mary Jane Wallner, Chairman, and  
Her Excellency, Governor Margaret Wood Hassan  
September 18, 2013  
Page 3

Source of funds: These funds are 100% Federal from the Centers for Disease Control and Prevention (CDC) to fund the State's tuberculosis control activities. Attached is the Notice of Grant Award and award history. Notice of the additional funds was received on August 6, 2013. The grant award is in the operating budget, but with the additional funds, the award was higher than anticipated.


In the event that these Federal Funds become no longer available, General Funds will not be requested to support this program.

Respectfully submitted,



José Thier Montero, MD, MHCDS  
Director

Approved by:



Nicholas A. Toumpas  
Commissioner

JTM/JAS/MA

**Award History  
TB CONTROL PRORAM  
PS107868**

Award Ending 12/31/13	333,448
Award Ending 12/31/14	121,372
Portion to be spent in SFY 14 (242,743/12months x 6 months)	
Expended through 6/30/03	(72,171)
Unobligated Balance Unable to Spend	<u>          -</u>
Award Balance 7/1/13	382,649
SFY 14 Appropriation **	(153,062)
OYR/Allocated Cost	<u>          (9,833)</u>
Available to Accept in SFY 14	219,754
Amount Requested this Action	<u><u>    \$    168,941</u></u>

**\*\* SFY 14 Appropriation**

<u>51700000/404533 -Disease Control</u>	<u>Current</u>	<u>Allocated Cost</u>	<u>OYR</u>	<u>Total</u>	<u>This Action</u>	<u>Revised Budget</u>
PHEP (BT)	237,742			237,742		237,742
Cancer Prev	0			-		0
Chronic Disease	8,361			8,361		8,361
EPH tracing	5,675			5,675		5,675
ELC	13,513			13,513		13,513
Hepatitis	100,473			100,473		100,473
Immunization	11,235			11,235		11,235
Injury Surv	0			-		0
PHSBG	245,418			245,418		245,418
HIV/AIDS Surv	98,951			98,951		98,951
TB	<u>151,082</u>		<u>2,537</u>	<u>153,619</u>	<u>168,941</u>	<u>322,560</u>
	872,450		2,537	874,987	168,941	1,043,928
 <b>79660000/404972- Public Health Lab</b>						
Various Federal	878,721		-	878,721		878,721
TB Grant	1,980		-	1,980		1,980
	<u>          -</u>		<u>          -</u>	<u>          -</u>		<u>          -</u>
<b>Allocated to grant</b>	880,701		-	880,701	-	880,701
<b>TB</b>		<u>7,296</u>		<u>7,296</u>		<u>7,296</u>



## COOPERATIVE AGREEMENTS

Department of Health and Human Services  
Centers for Disease Control and Prevention

NATIONAL CENTER FOR HIV, VIRAL HEPATITIS, STDS AND TB PREVENTION

**Grant Number:** 5U52PS107868-22 REVISED**Principal Investigator(s):**  
JOSE THEIR MONTERO, MD**Project Title:** New Hampshire Tuberculosis Elimination & Laboratory ProgramBarbara Anne Cotton  
DIRECTOR, DIVISION OF PUBLIC HEA  
29 HAZEN DRIVE  
CONCORD, NH 03301**Budget Period:** 01/01/2013 – 12/31/2013**Project Period:** 01/01/2010 – 12/31/2014


Dear Business Official:

The Centers for Disease Control and Prevention hereby revises this award to reflect an increase in the amount of \$55,726 (see "Award Calculation" in Section I and "Terms and Conditions" in Section III) to NH ST DEPT OF HEALTH & WELFARE, DIV OF P in support of the above referenced project. This award is pursuant to the authority of SEC 301(A), SEC 317 PHS ACT AS AMENDED (42 U.S.C. 247B-6) and is subject to the requirements of this statute and regulation and of other referenced, incorporated or attached terms and conditions.

Acceptance of this award including the "Terms and Conditions" is acknowledged by the grantee when funds are drawn down or otherwise obtained from the grant payment system.

If you have any questions about this award, please contact the individual(s) referenced in Section IV.

Sincerely yours,

  
SHIRLEY WYNN  
Grants Management Officer  
Centers for Disease Control and Prevention

Additional information follows

**SECTION I – AWARD DATA – 5U52PS107868-22 REVISED**

**Award Calculation (U.S. Dollars)**

Salaries and Wages	\$105,981
Fringe Benefits	\$51,551
Personnel Costs (Subtotal)	\$157,532
Equipment	\$8,000
Supplies	\$74,479
Travel Costs	\$11,098
Other Costs	\$2,323
Consortium/Contractual Cost	\$34,037

Federal Direct Costs	\$287,469
Federal F&A Costs	\$45,979
Approved Budget	\$333,448
Federal Share	\$333,448
Less Unobligated Balance	\$101,884
<b>TOTAL FEDERAL AWARD AMOUNT</b>	<b>\$231,564</b>

**AMOUNT OF THIS ACTION (FEDERAL SHARE) \$55,726**

Recommended future year total cost support, subject to the availability of funds and satisfactory progress of the project.

23 \$242,743

**Fiscal Information:**

CFDA Number: 93.116  
 EIN: 1026000618B5  
 Document Number: UPS1078689

IC	CAN	2013	2014
PS	9211183	\$50,596	
PS	9213485	\$180,968	\$242,743

SUMMARY TOTALS FOR ALL YEARS			
YR	THIS AWARD		CUMULATIVE TOTALS
22		\$231,564	\$231,564
23		\$242,743	\$242,743

Recommended future year total cost support, subject to the availability of funds and satisfactory progress of the project

**CDC Administrative Data:**


PCC: / OC: 4141 / Processed: ERAAPPS 08/06/2013

**SECTION II – PAYMENT/HOTLINE INFORMATION – 5U52PS107868-22 REVISED**

For payment information see Payment Information section in Additional Terms and Conditions.

**INSPECTOR GENERAL:** The HHS Office Inspector General (OIG) maintains a toll-free number (1-800-HHS-TIPS [1-800-447-8477]) for receiving information concerning fraud, waste or abuse under grants and cooperative agreements. Information also may be submitted by e-mail to [hhstips@oig.hhs.gov](mailto:hhstips@oig.hhs.gov) or by mail to Office of the Inspector General, Department of Health and Human Services, Attn: HOTLINE, 330 Independence Ave., SW, Washington DC 20201. Such reports are treated as sensitive material and submitters may decline to give their names if they choose to remain anonymous. This note replaces the Inspector General contact information cited in previous notice of award.

**SECTION III – TERMS AND CONDITIONS – 5U52PS107868-22 REVISED**



STATE OF NEW HAMPSHIRE

DEPARTMENT OF HEALTH AND HUMAN SERVICES

29 HAZEN DRIVE, CONCORD, NH 03301-6527  
 603-271-4493 1-800-852-3345 Ext. 4493  
 Fax: 603-271-0545 TDD Access: 1-800-735-2964



Nicholas A. Toumpas  
 Commissioner

José Thier Montero  
 Director

September 16, 2013

The Honorable Mary Jane Wallner, Chairman  
 Fiscal Committee of the General Court, and

Her Excellency, Governor Margaret Wood Hassan  
 and the Honorable Council  
 State House  
 Concord, New Hampshire 03301

**REQUESTED ACTION**

Pursuant to the provisions of RSA 14:30-a, VI, Fiscal Committee Approval Required for Acceptance and Expenditure of Funds Over \$100,000 from any Non-State Source, authorize the Department of Health and Human Services, Division of Public Health Services, Bureau of Infectious Disease Control, Immunization Section to accept and expend federal funds in the amount of \$219,533.00 from the U.S. Centers for Disease Control (CDC) to fund the Immunization Section, effective upon date of approval by the Fiscal Committee and Governor and Council, through June 30, 2014, and further authorize the funds to be allocated as follows:

05-95-90-902510-5178 HEALTH AND SOCIAL SERVICES, DEPT OF HEALTH AND HUMAN SVS, HHS: DIVISION OF PUBLIC HEALTH, BUREAU OF INFECTIOUS DISEASE CONTROL, IMMUNIZATION PROGRAM SFY 2014

Class/Object	Class Title	Current Modified Budget	Increase (Decrease) Amount	Revised Modified Budget
000-404706	Federal Funds	\$1,968,439.97	\$219,533.00	\$2,187,972.97
	General Funds	\$486,195.00	0.00	\$486,195.00
Total Revenue		\$2,454,634.97	\$219,533.00	\$2,674,167.97
010-500100	Personal Serv - Perm	688,918.00	0.00	688,918.00
018-500106	Overtime	1,000.00	0.00	1,000.00
019-500105	Holiday Pay	0.00	1,000.00	1,000.00
020-500200	Current Expenses	34,910.71	35,000.00	69,910.71
026-500251	Organizational Dues	1,000.00	0.00	1,000.00
030-500300	Equipment New/Replacement	5,235.00	161,113.00	166,348.00
039-500190	Telecommunications	11,194.00	0.00	11,194.00
041-500801	Audit Fund Set Aside	1,829.00	220.00	2,049.00
042-500620	Additional Fringe Benefits	53,268.00	0.00	53,268.00
050-500109	Personal Services - Temp	82,633.00	0.00	82,633.00

060-500601	Benefits	442,328.00	200.00	442,528.00
066-500544	Employee Training	500.00	500.00	1,000.00
070-500700	In-State Travel Reimbursement	15,000.00	2,000.00	17,000.00
080-500710	Out-of-State Travel	10,100.00	13,000.00	23,100.00
102-500731	Contracts for Program Services	536,436.21	6,500.00	542,936.21
513-500354	Vaccine Purchases	488,393.40	0.00	488,393.40
519-500360	BRFSS-Behavioral Risk Factor	14,000.00	0.00	14,000.00
548-500396	Reagents	67,889.65	0.00	67,889.65
Total Expenses		\$2,454,634.97	\$219,533.00	\$2,674,167.97

**EXPLANATION**

These federal funds, in two separate but related grant awards, are used to implement grant-approved activities to promote childhood and adult immunization in the state of New Hampshire, and to coordinate the provision of vaccine to healthcare providers in the state of New Hampshire. Under a recently-approved initiative, funds will be used to implement a program to ensure the safety and efficacy of vaccines through improved monitoring and management of vaccine in healthcare provider offices.

These funds will be used: in Class 019 Holiday Pay to pay for occasions where the overtime assigned for emergencies occurs on a state holiday; in Class 020 Current Expenses for printing of educational materials for healthcare provider offices, schools and other venues; in Class 030 Equipment for the purchase of calibrated digital continuous temperature monitoring devices to be provided (with training) to immunization providers statewide; in Class 041 Audit Fund Set Aside for the required state audit charges on federal awards; in Class 060 Benefits for the benefits associated with the overtime charges; in Class 066 Employee Training for the registration cost for the Immunization Program's staff to attend project-related training courses; in Class 070 In-State Travel for staff travel to train immunization providers in New Hampshire on the use of the new temperature monitoring devices; in Class 080 Out of State Travel for Immunization Program staff to attend nationally-sponsored training conferences related to this recent initiative and other grant-approved projects; and in Class 102, Contracts for Program Services for contractual services related to this new initiative.

Audit costs are included per state requirements.

In response to the anticipated two-part question, "Can these funds be used to offset General Funds?" and "What is the compelling reason for not offsetting General Funds?" the Division offers the following information: these funds may not be used to offset General Funds as they are specifically granted to the State for the purpose of providing the services described above.

These funds will not change the program eligibility levels. No new program will be established with the acceptance of these funds.

Area served: statewide.

Source of funds: These funds are 100% Federal from the Centers for Disease Control and Prevention (CDC) to fund the State's Immunization Program activities. Attached is the Notice of Grant Award and award history. Notice of the funds was received on September 20, 2012. The annual immunization award is in the operating budget, but the award was higher than anticipated. The award was received after the initial submission of the operating budget, and was not later added during the budget deliberations.

In the event that these Federal Funds become no longer available, General Funds will not be requested to support this program.

Respectfully submitted,



José Thier Montero, MD, MHCDS  
Director

Approved by:



Nicholas A. Toumpas  
Commissioner

JTM/JAS/MA

**AWARD HISTORY**  
**Immunization Vaccine Mgmt**  
**IP000690-01**

Award Ending 09/29/2014	295,777
Expended through 6/30/13	(24,643)
Unobligated Balance Unable to Spend	<u>          -</u>
Award Balance 7/1/13	271,134
SFY 14 Appropriation **	-
OYR/allocated cost adj	<u>(51,601)</u>
Available to Accept in SFY 14	219,533
Amount Requested this Action	<u><u>219,533</u></u>

**\*\* SFY 14 Appropriation**

<u>5178-000/404706</u>	Current	OYR	Total	This Action	Revised Budget
Immunization	1,811,468	156,972	1,968,440		1,968,440
Imm-Vaccine Mgmt	-	-	-	219,533	219,533
<b>Total</b>	<u>1,811,468</u>	<u>-</u>	<u>1,968,440</u>	<u>219,533</u>	<u>2,187,973</u>
<b>Var Allocated cost</b>					
<b>Imm-Vaccine Mgmt</b>	<u>51,601</u>		<u>51,601</u>		<u>51,601</u>



Notice of Award

Issue Date: 09/19/2012



RESOURCE PROGRAMS  
Department of Health and Human Services  
Centers for Disease Control and Prevention  
NATIONAL CENTER FOR IMMUNIZATION AND RESPIRATORY DISEASES

Grant Number: 1H23IP000690-01

Principal Investigator(s):  
JOSE THEIR MONTERO, MD

Project Title: Program Area 5 - Improve Vaccine management, storage and handling at provider

NEW HAMPSHIRE DHHS  
DIV. OF PUBLIC HEALTH SERVICES  
29 HAZEN DRIVE  
CONCORD, NH 03301

Budget Period: 09/30/2012 – 09/29/2014  
Project Period: 09/30/2012 – 09/29/2014

Dear Business Official:

The Centers for Disease Control and Prevention hereby awards a grant in the amount of \$307,405 (see "Award Calculation" in Section I and "Terms and Conditions" in Section III) to NH ST DEPT OF HEALTH & WELFARE, DIV OF P in support of the above referenced project. This award is pursuant to the authority of PHS 317, 42 USC, SEC. 247B and is subject to the requirements of this statute and regulation and of other referenced, incorporated or attached terms and conditions.

Acceptance of this award including the "Terms and Conditions" is acknowledged by the grantee when funds are drawn down or otherwise obtained from the grant payment system.

If you have any questions about this award, please contact the individual(s) referenced in Section IV.

Sincerely yours,

Hector Buitrago  
Grants Management Officer  
Centers for Disease Control and Prevention

Additional information follows

**SECTION I – AWARD DATA – 1H23IP000690-01****Award Calculation (U.S. Dollars)**

Salaries and Wages	\$45,578
Fringe Benefits	\$47,442
Supplies	\$140,250
Travel Costs	\$10,034
Other Costs	\$51,601
Consortium/Contractual Cost	\$12,500

Federal Direct Costs	\$307,405
Approved Budget	\$307,405
Federal Share	\$307,405
<b>TOTAL FEDERAL AWARD AMOUNT</b>	<b>\$307,405</b>

<b>AMOUNT OF THIS ACTION (FEDERAL SHARE)</b>	<b>\$307,405</b>
--	------------------

**Fiscal Information:**

CFDA Number:	93.733
EIN:	1026000618B5
Document Number:	000690BA12

IC	CAN	2012
IP	939ZMPT	\$307,405

SUMMARY TOTALS FOR ALL YEARS		
YR	THIS AWARD	CUMULATIVE TOTALS
1	\$307,405	\$307,405

**CDC Administrative Data:**

PCC: N / OC: 4141 / Processed: ERAAPPS 09/19/2012

**SECTION II – PAYMENT/HOTLINE INFORMATION – 1H23IP000690-01**

For payment information see Payment Information section in Additional Terms and Conditions.


INSPECTOR GENERAL: The HHS Office Inspector General (OIG) maintains a toll-free number (1-800-HHS-TIPS [1-800-447-8477]) for receiving information concerning fraud, waste or abuse under grants and cooperative agreements. Information also may be submitted by e-mail to [hhstips@oig.hhs.gov](mailto:hhstips@oig.hhs.gov) or by mail to Office of the Inspector General, Department of Health and Human Services, Attn: HOTLINE, 330 Independence Ave., SW, Washington DC 20201. Such reports are treated as sensitive material and submitters may decline to give their names if they choose to remain anonymous. This note replaces the Inspector General contact information cited in previous notice of award.

**SECTION III – TERMS AND CONDITIONS – 1H23IP000690-01**

This award is based on the application submitted to, and as approved by, CDC on the above-titled project and is subject to the terms and conditions incorporated either directly or by reference in the following:

- The grant program legislation and program regulation cited in this Notice of Award.
- The restrictions on the expenditure of federal funds in appropriations acts to the extent those restrictions are pertinent to the award.
- 45 CFR Part 74 or 45 CFR Part 92 as applicable.
- The HS Grants Policy Statement, including addenda in effect as of the beginning date of the budget period.
- This award notice, INCLUDING THE TERMS AND CONDITIONS CITED BELOW.





# State of New Hampshire

FIS 13 236

DEPARTMENT OF SAFETY  
OFFICE OF THE COMMISSIONER  
33 HAZEN DR. CONCORD, NH 03305  
603/271-2791

JOHN J. BARTHELMES  
COMMISSIONER

October 1, 2013

The Honorable Mary Jane Wallner, Chairman  
Fiscal Committee of the General Court  
State House  
Concord, New Hampshire 03301

Her Excellency, Governor Margaret Wood Hassan  
and the Honorable Council  
State House  
Concord, New Hampshire 03301

### Requested Action

Pursuant to RSA 14:30-a, VI authorize the Department of Safety, Division of State Police, to **retroactively** accept and expend a \$202,241.00 grant known as "Sex Offender Registry updates grant" from the US Department of Justice, Office of Justice Programs for the purpose of developing a more comprehensive, multi-jurisdictional Sex Offender Unit within the Division of State Police. Effective October 1, 2013 or upon Fiscal Committee and Governor and Council approvals, whichever is earlier, through June 30, 2015. Funding source: 100% Federal Funds

Funds are to be budgeted in the account titled:

02-23-23-234010-31170000 Dept. of Safety – Division of State Police – Sex Offender Grant  
RSRC: 407714  
Amount: \$202,241.00

<u>Class</u>	<u>Description</u>	<u>Current Adjusted Authorized</u>	<u>Requested Action</u>	<u>Revised Adjusted Authorized</u>
000	Federal Funds	\$ -	\$ (202,241.00)	\$ (202,241.00)
018-500106	Overtime	\$ -	\$ 97,331.00	\$ 97,331.00
024 -500230	Maint. Other Than Build. – Grn.	\$ -	\$ 10,000.00	\$ 10,000.00
037-500173	Technology - Hardware	\$ -	\$ 12,013.00	\$ 12,013.00
040-500800	Indirect Cost	\$ -	\$ 18,970.00	\$ 18,970.00
041-500801	Audit Fee Set Aside	\$ -	\$ 202.00	\$ 202.00
050-500109	Personnal Serveices - Temp	\$ -	\$ 35,464.00	\$ 35,464.00
060-500606	Benefits	\$ -	\$ 28,261.00	\$ 28,261.00
	Total	\$ -	\$ 202,241.00	\$ 202,241.00

The Honorable Mary Jane Wallner, Chairman  
Fiscal Committee of the General Court

Her Excellency, Governor Margaret Wood Hassan  
and the Honorable Council

October 1, 2013

Page 2 of 2

### Explanation

This grant is **retroactive** because the Division only received the final documentation to process the award on September 23, 2013. Prior grants that were supporting these functions expired on September 30, 2013. The Division could not process the paperwork in time to make it to a Fiscal/G&C meeting prior to October 1, 2013, therefore making this requested action retroactive.

This grant will assist the NH State Police Sex Offender Registry (SOR) with identifying and tracking the sex offender population living, working or attending school in New Hampshire by supplementing the State Police forces currently available to the address registry at the local level statewide in partnership with local enforcement, the US attorney's Office and the U.S. Marshals. This grant will enable NH State Police to provide a more efficient and aggressive SOR to the state, which in turn will ensure sex offender accountability and compliance. As well as continuing our efforts for NH to become compliant with the required minimum sex offender registration and notification standards set forth in the Sex Offender Registration and Notification Act (SORNA).

The funds are to be budgeted as follows:

Funds in class 18 are needed to fund overtime details to assist with the tracking and monitoring of sex offenders.

Funds in class 24 are needed to fund a software purchase.

Funds in class 37 are needed to purchase a "secure server" and workstation upgrades.

Funds in class 40 are needed to pay indirect costs to Administrative Services.


Funds in class 41 are needed to pay audit fee set aside to Bureau of Accounts.

Funds in class 50 are needed to pay part-time salaries. This funding is not required to create new positions; it is needed to pay existing Auxiliary Trooper positions within in the Department of Safety to assist in the NH State Police SOR as approved by the awarding agency.

Funds in class 60 are needed to pay for benefits related to the class 18 and class 50.

This grant was not included in the agency's operating budget for SFY 2014/2015 as the Department of Safety did not expect its availability for SFY 2014.

Respectfully submitted,

  
John J. Barthelmes  
Commissioner of Safety



Department of Justice  
Office of Justice Programs  
Sex Offender Sentencing,  
Monitoring, Apprehending,  
Registering and Tracking Office

Grant

PAGE 1 OF 4

1. RECIPIENT NAME AND ADDRESS (Including Zip Code) New Hampshire Department of Safety 10 Hazen Drive Concord, NH 03305		4. AWARD NUMBER: 2013-AW-BX-0026	
		5. PROJECT PERIOD: FROM 10/01/2013 TO 09/30/2015 BUDGET PERIOD: FROM 10/01/2013 TO 09/30/2015	
1A. GRANTEE IRS/VENDOR NO. 026000618		6. AWARD DATE 09/04/2013	7. ACTION Initial
3. PROJECT TITLE Sex Offender Registry updates		8. SUPPLEMENT NUMBER 00	9. PREVIOUS AWARD AMOUNT 50
		10. AMOUNT OF THIS AWARD	\$ 202,241
		11. TOTAL AWARD	\$ 202,241
12. SPECIAL CONDITIONS THE ABOVE GRANT PROJECT IS APPROVED SUBJECT TO SUCH CONDITIONS OR LIMITATIONS AS ARE SET FORTHON THE ATTACHED PAGE(S).			
13. STATUTORY AUTHORITY FOR GRANT This project is supported under 42 U.S.C. 16901 et seq.			
15. METHOD OF PAYMENT GPRS			
AGENCY APPROVAL		GRANTEE ACCEPTANCE	
16. TYPED NAME AND TITLE OF APPROVING OFFICIAL Karol Virginia Mason Assistant Attorney General		18. TYPED NAME AND TITLE OF AUTHORIZED GRANTEE OFFICIAL Pam Urban-Morin Grants Administrator	
17. SIGNATURE OF APPROVING OFFICIAL <i>Karol V. Mason</i>		19. SIGNATURE OF AUTHORIZED RECIPIENT OFFICIAL <i>P. Urban-Morin</i>	19A. DATE 9/23/13
AGENCY USE ONLY			
20. ACCOUNTING CLASSIFICATION CODES FISCAL YR. FUND. BUD. A. OFC. DIV. RE. SUB. FOMS AMOUNT EAR ODE CT. G. X B AW 22 00 00 202241		21. MAWRGT0073	

OJP FORM 4000/2 (REV. 5-87) PREVIOUS EDITIONS ARE OBSOLETE.

OJP FORM 4000/2 (REV. 4-83)



Department of Justice  
Office of Justice Programs  
Sex Offender Sentencing,  
Monitoring, Apprehending,  
Registering and Tracking  
Office

AWARD  
CONTINUATIONSHEET  
Grant

PAGE 2 OF 4

PROJECT NUMBER 2013-AW-BX-0026

AWARD DATE 09/04/2013

*SPECIAL CONDITIONS*

1. The recipient agrees to comply with the financial and administrative requirements set forth in the current edition of the Office of Justice Programs (OJP) Financial Guide.
2. The recipient acknowledges that failure to submit an acceptable Equal Employment Opportunity Plan (if recipient is required to submit one pursuant to 28 C.F.R. Section 42.302), that is approved by the Office for Civil Rights, is a violation of its Certified Assurances and may result in suspension or termination of funding, until such time as the recipient is in compliance.
3. The recipient agrees to comply with the organizational audit requirements of OMB Circular A-133, Audits of States, Local Governments, and Non-Profit Organizations, and further understands and agrees that funds may be withheld, or other related requirements may be imposed, if outstanding audit issues (if any) from OMB Circular A-133 audits (and any other audits of OJP grant funds) are not satisfactorily and promptly addressed, as further described in the current edition of the OJP Financial Guide.
4. Recipient understands and agrees that it cannot use any federal funds, either directly or indirectly, in support of the enactment, repeal, modification or adoption of any law, regulation or policy, at any level of government, without the express prior written approval of OJP.
5. The recipient must promptly refer to the DOJ OIG any credible evidence that a principal, employee, agent, contractor, subgrantee, subcontractor, or other person has either 1) submitted a false claim for grant funds under the False Claims Act; or 2) committed a criminal or civil violation of laws pertaining to fraud, conflict of interest, bribery, gratuity, or similar misconduct involving grant funds. This condition also applies to any subrecipients. Potential fraud, waste, abuse, or misconduct should be reported to the OIG by -

mail:

Office of the Inspector General  
U.S. Department of Justice  
Investigations Division  
950 Pennsylvania Avenue, N.W.  
Room 4706  
Washington, DC 20530

e-mail: [oig.hotline@usdoj.gov](mailto:oig.hotline@usdoj.gov)

hotline: (contact information in English and Spanish): (800) 869-4499

or hotline fax: (202) 616-9881

Additional information is available from the DOJ OIG website at [www.usdoj.gov/oig](http://www.usdoj.gov/oig).

6. Recipient understands and agrees that it cannot use any federal funds, either directly or indirectly, in support of any contract or subaward to either the Association of Community Organizations for Reform Now (ACORN) or its subsidiaries, without the express prior written approval of OJP.
7. The recipient agrees to comply with any additional requirements that may be imposed during the grant performance period if the agency determines that the recipient is a high-risk grantee. Cf. 28 C.F.R. parts 66, 70.



Department of Justice  
Office of Justice Programs  
Sex Offender Sentencing,  
Monitoring, Apprehending,  
Registering and Tracking  
Office

AWARD  
CONTINUATIONSHEET  
Grant

PAGE 3 OF 4

PROJECT NUMBER 2013-AW-BX-0026

AWARD DATE 09/04/2013

*SPECIAL CONDITIONS*

8. The recipient agrees to comply with applicable requirements regarding registration with the System for Award Management (SAM) (or with a successor government-wide system officially designated by OMB and OJP). The recipient also agrees to comply with applicable restrictions on subawards to first-tier subrecipients that do not acquire and provide a Data Universal Numbering System (DUNS) number. The details of recipient obligations are posted on the Office of Justice Programs web site at <http://www.ojp.gov/funding/sam.htm> (Award condition: Registration with the System for Award Management and Universal Identifier Requirements), and are incorporated by reference here. This special condition does not apply to an award to an individual who received the award as a natural person (i.e., unrelated to any business or non-profit organization that he or she may own or operate in his or her name).
9. Pursuant to Executive Order 13513, "Federal Leadership on Reducing Text Messaging While Driving," 74 Fed. Reg. 51225 (October 1, 2009), the Department encourages recipients and sub recipients to adopt and enforce policies banning employees from text messaging while driving any vehicle during the course of performing work funded by this grant, and to establish workplace safety policies and conduct education, awareness, and other outreach to decrease crashes caused by distracted drivers.
10. The recipient agrees to comply with all applicable laws, regulations, policies, and guidance (including specific cost limits, prior approval and reporting requirements, where applicable) governing the use of federal funds for expenses related to conferences, meetings, trainings, and other events, including the provision of food and/or beverages at such events, and costs of attendance at such events. Information on pertinent laws, regulations, policies, and guidance is available at [www.ojp.gov/funding/confcost.htm](http://www.ojp.gov/funding/confcost.htm).
11. The recipient understands and agrees that any training or training materials developed or delivered with funding provided under this award must adhere to the OJP Training Guiding Principles for Grantees and Subgrantees, available at <http://www.ojp.usdoj.gov/funding/ojptrainingguidingprinciples.htm>.
12. The recipient agrees that if it currently has an open award of federal funds or if it receives an award of federal funds other than this OJP award, and those award funds have been, are being, or are to be used, in whole or in part, for one or more of the identical cost items for which funds are being provided under this OJP award, the recipient will promptly notify, in writing, the grant manager for this OJP award, and, if so requested by OJP, seek a budget-modification or change-of-project-scope grant adjustment notice (GAN) to eliminate any inappropriate duplication of funding.
13. The recipient understands and agrees that award funds may not be used to discriminate against or denigrate the religious or moral beliefs of students who participate in programs for which financial assistance is provided from those funds, or of the parents or legal guardians of such students.
14. The recipient understands and agrees that - (a) No award funds may be used to maintain or establish a computer network unless such network blocks the viewing, downloading, and exchanging of pornography, and (b) Nothing in subsection (a) limits the use of funds necessary for any Federal, State, tribal, or local law enforcement agency or any other entity carrying out criminal investigations, prosecution, or adjudication activities.
15. To ensure compliance with the Government Performance and Results Acts (GPRA), Public Law 103-62, OJP requires the grant recipient to collect and report data that measures the results of the program implemented with this grant. The performance measures can be found at <http://www.smart.gov/pdfs/SMARTFY13AWA.pdf>. This data must be included as part of the grantee's categorical assistance progress report submitted on GMS for each reporting period.

03



Department of Justice  
Office of Justice Programs  
Sex Offender Sentencing,  
Monitoring, Apprehending,  
Registering and Tracking  
Office

AWARD  
CONTINUATIONSHEET  
Grant

PAGE 4 OF 4

PROJECT NUMBER 2013-AW-BX-0026

AWARD DATE 09/04/2013

*SPECIAL CONDITIONS*

16. The recipient agrees to submit a final report at the end of this award documenting all relevant project activities during the entire period of support under this award. This report will include detailed information about the project(s) funded, including, but not limited to, information about how the funds were actually used for each purpose area, data to support statements of progress, and data concerning individual results and outcomes of funded projects reflecting project successes and impacts. The final report is due no later than 90 days following the close of this award period or the expiration of any extension periods. This report will be submitted to the Office of Justice Programs, on-line through the Internet at <https://grants.ojp.usdoj.gov/>.
17. The recipient agrees that it will submit quarterly financial status reports to OJP on-line (at <https://grants.ojp.usdoj.gov>) using the SF 425 Federal Financial Report form (available for viewing at [www.whitehouse.gov/omb/grants/standard\\_forms/ff\\_report.pdf](http://www.whitehouse.gov/omb/grants/standard_forms/ff_report.pdf)), not later than 30 days after the end of each calendar quarter. The final report shall be submitted not later than 90 days following the end of the award period.
18. The recipient shall submit semiannual progress reports. Progress reports shall be submitted within 30 days after the end of the reporting periods, which are June 30 and December 31, for the life of the award. These reports will be submitted to the Office of Justice Programs, on-line through the Internet at <https://grants.ojp.usdoj.gov/>.
19. The recipient may not obligate, expend or draw down funds until the Office of the Chief Financial Officer (OCFO) has approved the budget and budget narrative and a Grant Adjustment Notice (GAN) has been issued to remove this special condition.
20. The recipient agrees to comply with applicable requirements to report first-tier subawards of \$25,000 or more and, in certain circumstances, to report the names and total compensation of the five most highly compensated executives of the recipient and first-tier subrecipients of award funds. Such data will be submitted to the FFATA Subaward Reporting System (FSRS). The details of recipient obligations, which derive from the Federal Funding Accountability and Transparency Act of 2006 (FFATA), are posted on the Office of Justice Programs web site at <http://www.ojp.gov/funding/ffata.htm> (Award condition: Reporting Subawards and Executive Compensation), and are incorporated by reference here. This condition, and its reporting requirement, does not apply to grant awards made to an individual who received the award as a natural person (i.e., unrelated to any business or non-profit organization that he or she may own or operate in his or her name).

*B*



US DEPARTMENT OF JUSTICE  
OFFICE OF JUSTICE PROGRAMS  
**GRANT ADJUSTMENT NOTICE**

Grantee Information					
<b>Grantee Name:</b>	New Hampshire Department of Safety	<b>Project Period:</b>	10/01/2013 - 09/30/2015	<b>GAN Number:</b>	001
<b>Grantee Address:</b>	10 HAZEN DRIVE CONCORD, 03305	<b>Program Office:</b>	SMART	<b>Date:</b>	09/24/2013
<b>Grantee DUNS Number:</b>	06-034-0564	<b>Grant Manager:</b>	Bruce Hillman		
<b>Grantee EIN:</b>	02-6000618	<b>Application Number(s):</b>	2013-S0059-NH-AW		
<b>Vendor #:</b>	026000618	<b>Award Number:</b>	2013-AW-BX-0026		
<b>Project Title:</b>	Sex Offender Registry updates	<b>Award Amount:</b>	\$0.00		

Change Grantee Authorized Signing Official					
Specific documentation is required for changes to a Grantee Authorized Signing Official. Documentation can be the legal document that effected the change or a letter noting the official change authenticated (signed) by a proper official of the state having jurisdiction. Documentation must be electronically attached. If you cannot attach the documentation, please contact your Grant Manager.					
Current Authorized Signing Official			New Authorized Signing Official		
<b>Prefix</b>	Ms.		<b>*Prefix</b>	Other	
<b>Prefix (Other)</b>			<b>Prefix (Other)</b>	Commissioner	
<b>First Name</b>	Pam		<b>*First Name</b>	John	
<b>Middle Initial</b>			<b>Middle Initial</b>		
<b>Last Name</b>	Urban-Morin		<b>*Last Name</b>	Barthelmes	
<b>Suffix</b>			<b>Suffix</b>		
<b>Suffix (Other)</b>			<b>Suffix (Other)</b>		
<b>Title</b>	Grants Administrator		<b>*Title</b>	Commissioner	
<b>Address Line 1</b>	10 Hazen Drive		<b>*Address Line 1</b>	33 Hazen Drive	
<b>Address Line 2</b>			<b>Address Line 2</b>		
<b>City</b>	Concord		<b>*City</b>	Concord	
<b>State</b>	New Hampshire		<b>*State</b>	New Hampshire	
<b>Zip</b>	03305 -		<b>*Zip</b>	03305 -	
<b>Phone</b>	(603) 271-7663 Ext		<b>*Phone</b>	(603) 271-3889 Ext	
<b>Fax</b>	(603) 271-3909				
<b>Email</b>	Pamela.Urban-				

Morin@DOS.NH.GOV		Fax	(603) 271-3909
		*Email	john.barthelmes@dos.nh.gov
<b>*Required Justification for Change Grantee Authorized Signing Official.</b>			
See attached letter.			
<b>Attachments:</b>			
Filename:	User:	Timestamp:	
comm ltr sorna.pdf	JBarthelmes2	09/24/2013 8:50 AM	
<input type="button" value="Print"/>			
<b>Audit Trail:</b>			
Description:	Role:	User:	Timestamp:
Approved-Final	PO - Grant Manager	hillmanb	09/24/2013 9:16 AM
Submitted	PO - Grant Manager	JBarthelmes2	09/24/2013 8:52 AM
Draft	EXTERNAL - External User	JBarthelmes2	09/24/2013 8:50 AM



# State of New Hampshire

JOHN J. BARTHELMES  
COMMISSIONER OF SAFETY



EARL M. SWEENEY  
ASSISTANT COMMISSIONER

## DEPARTMENT OF SAFETY

James H. Hayes Safety Building, 33 Hazen Drive, Concord, NH 03305  
Tel: (603) 271-2559  
Speech/Hearing Impaired  
TDD Access Relay NH 1-800-735-2964

September 23, 2013

Bruce Hillman  
Grants Management Specialist/Office of Justice Programs  
Office of Sex Offender Sentencing, Monitoring, Apprehending, Registering, & Tracking (SMART)  
810 7<sup>th</sup> Street, N.W.  
Washington, DC 20531

Re: Grant # 2013-AW-BX-0026  
Grantee Acceptance Signature is incorrect- State of NH – Division of State Police

Dear Mr. Hillman:


Attached please find from the GMS system the POC information and signing authority. The profile in GMS clearly and correctly identifies the Commissioner of the NH Department of Safety as the Authorized representative. However the current award issued on September 4, 2013, listed Pamela Urban-Morin as the Authorized representative. This will need to be changed to legally reflect the Commissioner's authority to sign for a grant.

On July 9, at your request, we changed the POC information to reflect Pamela Urban-Morin. It appears that change did not take effect in GMS.

Please note we will submit a GAN for the Authorized representative change as you have instructed as of September 18, 2013. It would appear GMS is not accepting our changes?

Sincerely,

  
John J. Barthelmes  
Commissioner

  
Pam Urban-Morin  
Grants Administrator

## Budget-SORNA 3/13-New Hampshire Department of Safety- State Police

### Details (Class 18) Sworn Law Enforcement Personnel

60 weeks x 6 troops x appx. 1 per troop x 5hr shift = 360 details

47.48 / hour

\$85,464 18

25.4% Retirement and 1.45% Medicaid = 26.85%

\$22,947 00

60 weeks x 1 trooper x 1/hr/wk.hrs. @ \$59.91/hr. (Supervisor of SOR)

\$3,595 18

Benefits = \$51.91 x Medicaid @ 1.45% and Retirement @ 25.4% \* 60

\$965 00

### Civilian Overtime for SORNA unit (to be utilized by up to 4 staff)

273 hrs. LG 16 time & half (5 hrs. per week of grant)

\$8,272 18

Benefits = \$30.30 x FICA @ 7.65% and Retirement @ 12.13%

\$1,636 00

### Auxillary Troopers (Class 50) (\$31 per hour)

52 weeks x 8hr. Shift x apx.2.75 details per week= 143 details

\$35,464 00

Benefits = \$31 \* FICA @ 7.65% \* 143 details \* 8 hours

\$2,713 00

Subtotal - Personnel Expenses

\$161,056

### Class 24

Software purchase or limited consultant development

\$10,000

### Class 37

"secure server" & installation and workstation upgrades

\$12,013

Subtotal - Personnel, Equipment and Vehicle usage

\$183,069

Indirect 11.09


\$18,970

Audit set-aside .001

\$202

**TOTAL**

**\$202,241**



# State of New Hampshire

FIS 13 225

DEPARTMENT OF SAFETY  
OFFICE OF THE COMMISSIONER  
33 HAZEN DR. CONCORD, NH 03305  
603/271-2791

JOHN J. BARTHELMES  
COMMISSIONER

September 26, 2013

The Honorable Mary Jane Wallner, Chairman  
Fiscal Committee of the General Court  
State House  
Concord, New Hampshire 03301

Her Excellency, Governor Margaret Wood Hassan  
and the Honorable Council  
State House  
Concord, New Hampshire 03301

### Requested Action

1. Pursuant to RSA 14:30-a VI, the Department of Safety, Division of Motor Vehicles, requests authorization to accept and expend "FFY 2010 CDL Information System Modernization Grant" funds in the amount of \$360,599.00 from the US Department of Transportation Federal Motor Carrier Safety Administration (FMCSA). Effective upon Fiscal Committee and Governor and Council approvals through August 31, 2014. Funding source: 100% Federal Funds.
2. Pursuant to RSA 124:15, subject to the approval of action item #1, authorize the Department of Safety, Division of Motor Vehicles to establish class 046 consultant positions. The primary objective of this grant is to integrate the Medical Certificate (for operators that hold Commercial Driver Licenses) into the Commercial Driver Licensing Information System (CDLIS) which is a Federal requirement for all commercial driver license (CDL) programs. Effective upon Fiscal Committee and Governor and Council approval through August 31, 2014. Funding Source: 100% Federal Funds.

Funds are to be budgeted in an account titled FFY 2010 CDLIS Data Improvement as follows:

02-23-23-233010-74430000 Dept. of Safety Div of Motor Vehicles FFY 2010 CDLIS Data Improvement  
Revenue Source: 407711

Class	Description	SFY 2013 Current Appropriation	Requested Action	Revised SFY 2014 Adjusted Authorized
000-407711	Federal Funds	(\$0.00)	(\$360,599.00)	(\$360,599.00)
018-500106	Overtime	0.00	21,984.00	21,984.00
027-502799	Transfers to OIT	0.00	10,738.00	10,738.00
040-500800	Indirect Costs	0.00	8,571.00	8,571.00
041-500801	Audit Fund Set Aside	0.00	360.00	360.00
046-500465	Consultants	0.00	314,600.00	314,600.00
060-500601	Benefits	0.00	4,346.00	4,346.00
Org 7443 Totals		\$0.00	\$360,599.00	\$360,599.00

The Honorable Mary Jane Wallner, Chairman  
Fiscal Committee of the General Court

Her Excellency, Governor Margaret Wood Hassan  
and the Honorable Council  
September 25, 2013  
Page 2 of 3

### Explanation

The primary objective of this grant is to integrate the Medical Certificate (for operators that hold Commercial Driver Licenses) into the Commercial Driver Licensing Information System (CDLIS), which is a Federal requirement for all commercial driver license (CDL) programs. This will assure that only medical information that directly pertains to a licensee's CDL will be maintained and updated. Furthermore, this will ensure that medically qualified drivers are not wrongfully denied CDL privilege, and that drivers with dangerous medical conditions are prevented from operating commercial motor vehicles.

The following information is provided in accordance with the comptroller's instructional memorandum dated September 12, 1981.

1) *List of personnel involved:* Consultants

2) *Nature, Need, and Duration:* Integrate the Medical Certificate (for operators that hold Commercial Driver Licenses) into the Commercial Driver Licensing Information System (CDLIS) which is a Federal requirement for all commercial driver license (CDL) programs. This will be accomplished in conjunction with the Divisions VISION Project. This will assure that only medical information that directly pertains to a licensee's CDL will be maintained and updated. Furthermore, this will ensure that medically qualified drivers are not wrongfully denied CDL privilege, and that drivers with dangerous medical conditions are prevented from operating commercial motor vehicles. The duration of this part of the Vehicle Information System In an On-line Network (VISION) Project will not extend past August 31, 2014.

3) *Relationship to existing agency programs:* The Commercial Motor Vehicle Safety Act requires every state to meet the same minimum standards for Commercial Driver Licensing.

#### Medical Card Requirement

Effective January 30, 2012, all commercial licensed drivers (CDL) and those applying for a commercial license must keep a current and valid medical card on file with the DMV. This requirement applies regardless of the CDL driver's employment status or intent to operate a commercial vehicle. Any non-exempt CDL driver must keep a current medical card on file if they wish to maintain a commercial license.

4) *Has a similar program been requested of the legislature and denied?* No

5) *Why wasn't funding included in the agency's budget request?* This was an existing grant in the Division's Fiscal Year 2012 and 2013 budget. Since the original award date the Division had re-evaluated its current 30 year old automation support system. It has been determined that this primary automation support system does not provide the flexibility needed for future DMV initiatives. In order to remedy this situation, the NH DMV is beginning its VISION Project to replace its 30 year old Legacy application. We then requested an extension and permission to incorporate the Medical Certificate into CDLIS in conjunction with our VISION Project. We were unsure as to whether the grant amendment would be approved and waited for that approval. The amendment was approved by Federal Motor Carrier Safety Administration (FMCSA) on August 28, 2013.

6) *Can portions of the grant funds be utilized?* The grant funds are to be utilized solely for the purpose of incorporating the Medical Certificate into CDLIS in conjunction with the VISION Project and its consultants.

7) *Estimate the funds required to continue this position:* No funds will be required to continue this consultant position.

The Honorable Mary Jane Wallner, Chairman  
Fiscal Committee of the General Court

Her Excellency, Governor Margaret Wood Hassan  
and the Honorable Council  
September 25, 2013  
Page 3 of 3


Funds are to be budgeted as follows:

**Org 7443 SFY14**

- Class 018 Overtime is to pay DMV staff overtime to assist consultants with testing and preparation for programming changes.
- Class 027 The project is IT-intensive, funds must be transferred to the Department of Information Technology to cover consultant costs for programming and structured testing associated with making the necessary changes to our state's CDL database applications and procedures.
- Class 040 Funds in this class are to pay indirect costs expense.
- Class 041 Funds in this class are to pay audit fund set aside expense.
- Class 046 Funds in this class are to pay for consultants to integrate the medical certificate requirements into a format that is compatible with the new VISION software.
- Class 060 Funds in this class are to pay for benefits associated with the overtime for DMV staff.

Highway Funds or General Funds will not be used should federal funds become unavailable.

Respectfully submitted,

  
John J. Barthelmes  
Commissioner of Safety

Department of Safety  
FFY 2010 CDLIS Data Improvement/Modernization  
Fiscal Situation

Federal Funds Awarded:

US Department of Transportation Federal Motor Carrier Safety Agency Federal Grant amount effective 4/1/2010 through 9/30/2014	\$377,353.00
<b>Total Grant Funds Authorized</b>	<u>\$377,353.00</u>

Prior Fiscal Year(s) Actual Federal Expenditures: Federal Grant spending State Fiscal Year 2013	(\$16,752.74)
<b>Net Grant Funds Remaining as of September 1, 2013 (SFY 2014)</b>	<u>\$360,600.26</u>

Less SFY14 Adjusted Authorized	\$0.00
--------------------------------	--------

<b>Excess grant funds available to appropriate</b>	<u><u>\$360,600.26</u></u>
--	----------------------------

<b>This Request</b>	<b>\$360,599.00</b>
---------------------	---------------------



U.S. Department  
of Transportation

Federal Motor Carrier Safety  
Administration

Delphi PO No.: CM103310000000  
Project Amendment No.: 2

### GRANT AMENDMENT FOR FISCAL YEAR 2013

Between the FEDERAL MOTOR CARRIER SAFETY ADMINISTRATION and the  
NEW HAMPSHIRE DEPARTMENT OF SAFETY


This amendment shall be attached to and become a part of the referenced grant agreement. This agreement is hereby revised for the purpose(s) described below:

This amendment is for the purpose of extending the period of performance; this amendment is not an approval of any request to modify or realign the grant budget or project activities; any budget or activity modification will be approved through a separate document. This amendment does not change the total project costs, Federal, or grantee share of this grant award. The total cost of this grant project remains at \$471,691.00, with a Federal share not to exceed \$377,353.00, and a grantee share of \$94,338.00.

The amended grant project period shall be from April 1, 2010 through August 31, 2014.

All other terms and conditions of this grant remain unchanged.


#### NEW HAMPSHIRE DEPARTMENT OF SAFETY

  
\_\_\_\_\_ Date: 8/26/13

John Barthelmes

Title: Commissioner

#### FEDERAL MOTOR CARRIER SAFETY ADMINISTRATION

  
\_\_\_\_\_ Date: 8/28/13

Name: Randy L. Sechrist

Title: State Programs Manager  
Eastern Service Center



U.S. Department  
of Transportation

Delphi PO#: CM103310000000  
DUNS#: 60340564

Federal Motor Carrier  
Safety Administration

**GRANT AGREEMENT**

This grant agreement between the Federal Motor Carrier Safety Administration (FMCSA) and the New Hampshire Department of Safety is entered into in accordance with the Commercial Motor Vehicle Safety Act of 1986 (CMVSA) and subsequent amendments to 49 USC 31309 and 31311. In accordance with these statutory authorities, the Administrator of FMCSA hereby approves the application of the Department of Safety (here-in-after known as the State) for the Federal grant funding assistance to comply with the requirements of the Commercial Drivers License Program as described in the approved project plan and outlined in the award memorandum.

The total participating cost of the program consisting of the Federal share and the State share is projected to be \$471,691.00. The Federal share will be \$377,353.00. The State share will be \$94,338.00. The Federal share of the approved costs incurred by the State shall not exceed the amount indicated unless otherwise authorized.


The Consolidated Appropriations Act of 2010 provides grant funding for commercial motor vehicle safety programs as authorized under the Safe, Accountable, Flexible, Efficient Transportation Equity Act: A Legacy for Users (SAFETEA-LU). Pub. L. 111-147, 124 Stat. 71 (2010); Pub. L. 109-59, 119 Stat. 1144 (2005). Future funding is subject to availability and any future law or laws extending or reauthorizing surface transportation programs. However, should authorization of motor carrier safety programs and funding not be renewed or lapse for a short period, FMCSA's authority and ability to reimburse recipients may be suspended. The Recipient will be notified if this funding gap occurs and, upon notification, the Recipient agrees not to incur expenses and costs during this period unless authorized to do so.

The State hereby agrees to: (1) carry out the provisions of the Commercial Drivers License Program as described in the application in a manner acceptable to the FMCSA; (2) for each financial quarter of the grant project period, submit to the FMCSA a quarterly Financial Status Report (SF-425) and Performance Progress Reports (SF-PPR & SF-PPR-B) detailing the progress of the project and describing the results and the impact of the project in improving the Federal CDL requirements; (3) maintain accurate and auditable records to support the costs incurred; (4) submit the final claim within 90 days after the project is completed; and (5) comply with the provisions set forth in the assurances form (SF-424B) in the application and the attached Financial Assistance Agreement General Provisions and Assurances dated January 2010.

This agreement is subject to termination by the withdrawal of approval of the State Grant Proposal submitted in accordance with 49 USC 18.43 and 18.44. The State agrees to give FMCSA at least 90 days notice of its intention to terminate this agreement.

The grant project period shall be from April 1, 2010 through July 31, 2012.

New Hampshire Department of Safety

  
\_\_\_\_\_  
(Authorized Representative)

Title: Commissioner Date: 9/7/10

Federal Motor Carrier Safety Administration

  
\_\_\_\_\_  
Kevin Carter or designee

Title: Division Administrator Date: 09/07/10



# TITLE IX

## ACQUISITION OF LANDS BY UNITED STATES; FEDERAL AID

### CHAPTER 124 FEDERAL AID

#### Miscellaneous

#### Section 124:15

##### **124:15 Positions Restricted. –**

I. In addition to the positions authorized by law, no new personnel positions, or consultants, or both may be created by the acceptance of federal moneys or moneys from any other source unless such positions, or consultants, or both are approved by the fiscal committee of the general court; provided, however, that the governor and council may accept all moneys available for any emergency or disaster as defined by the authority awarding such moneys; and provided further that all such moneys available to the general court or to either of its houses may be accepted by the respective presiding officers with the prior approval of the fiscal committee. Nothing herein shall be construed to affect the provisions of RSA 98:17-a.

II. Every board, agency, department or commission receiving such federal or other moneys shall attempt to apply them in whole or in part to the cost of personnel positions authorized by law so as to reduce the obligation of general funds, but if the salaries of such personnel positions cannot be paid out of such moneys then such positions shall be considered as specified in paragraph I.

III. All such moneys which fund personnel positions subject to the restrictions of this section shall be used only for the purposes or programs specified in the application for approval of the positions or as otherwise authorized by law, and all such moneys which are accepted in accordance with law are hereby appropriated.

**Source.** 1983, 469:84, eff. July 1, 1983.



## New Hampshire Liquor Commission

50 Storrs Street, P.O. Box 503  
 Concord, N.H. 03302-0503  
 (603) 230-7026

Joseph W. Mollica  
 Chairman

Michael R. Milligan  
 Deputy Commissioner

September 23, 2013

The Honorable Mary Jane Wallner, Chairman  
 Fiscal Committee of the General Court  
 State House  
 107 North Main Street  
 Concord, New Hampshire 03301

Her Excellency, Governor Margaret Wood Hassan  
 and the Honorable Executive Council  
 State House  
 Concord, New Hampshire 03301

### INFORMATIONAL ITEM

Pursuant to RSA 177:2, Closing of State Stores:

*II. In order to properly reflect the operating expenses of each state store, the commission shall prepare annually an indirect cost allocation plan for all indirect operating expenses of the commission. All such expenses of the commission, with the exception of the enforcement and licensing division operating expenses, shall be included in the plan and allocated to all state stores on a consistent, rational basis. The indirect cost allocation plan for each fiscal year shall be submitted to the fiscal committee and the governor and council for approval, no later than 3 months before the start of each fiscal year.*

The attached spreadsheet shows the Liquor Commission's indirect cost plan for Fiscal Year 2014, based on Fiscal Year 2014 approved budget amounts. On a total budget \$48,393,322, the indirect cost amount to be allocation back to the liquors stores is \$6,136,465 which is allocated to the stores based on each stores percentage of total sales.

**STATE OF NEW HAMPSHIRE  
LIQUOR COMMISSION  
INDIRECT COST ALLOCATION PLAN  
FISCAL YEAR 2014**

<u>BUDGETED OPERATIONAL EXPENSES:</u>	<u>CLASSIFICATION</u>	<u>FY14 BUDGET</u>	<u>OPERATING POOL</u>	<u>INDIRECT POOL</u>	<u>UNALLOWABLE</u>
OFFICE OF THE COMMISSION	INDIRECT	\$763,311	N/A	\$763,311	N/A
INFORMATION TECHNOLOGY	INDIRECT	2,873,436	N/A	2,873,436	N/A
FINANCIAL ACCOUNTING	INDIRECT	2,166,348	N/A	2,166,348	N/A
HUMAN RESOURCES	INDIRECT	333,370	N/A	333,370	N/A
MARKETING AND MERCHANDISING	DIRECT	925,016	925,016	N/A	N/A
PURCHASING	DIRECT	95,440	95,440	N/A	N/A
STORE OPERATIONS - ALL STORES	BASE	34,023,473	N/A	N/A	N/A
STORE OPERATIONS - HQ	DIRECT	694,357	694,357	N/A	N/A
ADVERTISING	DIRECT	2,242,457	2,242,457	N/A	N/A
WAREHOUSE AND TRANSPORTATION	DIRECT	1,000,669	1,000,669	N/A	N/A
ENFORCEMENT, LICENSING, EDUCATION & GRANTS	NOT ALLOWABLE	3,275,455	N/A	N/A	3,275,455
		<b>\$ 48,393,332</b>	<b>\$ 4,957,939</b>	<b>\$ 6,136,465</b>	<b>\$ 3,275,455</b>


**ALLOCATION PLAN FOR INDIRECT EXPENSES:**

Allocation for Stores - indirect expenses (includes the following organizations - Commission, IT, Financial Accounting and Human Resources)

Total of \$6,136,465 to each of the 77 retail store locations based on their respective percentage contribution to total sales.

Allocation to individual stores is based on each stores % of total sales

Respectfully Submitted  
New Hampshire State Liquor Commission



Handwritten signature of Joseph W. Mollica, Chairman, written in cursive over a horizontal line. The signature includes the name 'Mollica' and 'Chairman'.



# New Hampshire Fish and Game Department

FIS 13 211

**HEADQUARTERS:** 11 Hazen Drive, Concord, NH 03301-6500  
(603) 271-3421  
FAX (603) 271-1438

**www.WildNH.com**  
e-mail: info@wildlife.nh.gov  
TDD Access: Relay NH 1-800-735-2964

August 23, 2013

The Honorable Mary Jane Wallner, Chairman  
Fiscal Committee of the General Court  
State House  
Concord, New Hampshire 03301

Her Excellency, Governor Margaret Wood Hassan  
and the Honorable Council  
State House  
Concord, New Hampshire 03301

### REQUESTED ACTION

Pursuant to RSA 215-A:23, IX and RSA 215-C:39, X, authorize the transfer of \$50,000.00 of unexpended funds from Excess Registration Fees, Account Number 20-07500-11830000-009-405928 to the Fish and Game OHRV Fiscal Year 2014 Operating Budget as follows:

03-75-75-752520 Law Enforcement Program  
20-07500-11830000 OHRV Education, Training and Enforcement Fiscal Year 2014

Class	Account	Description	Current Budget	Change	Revised Budget
010	500100	Personal Services - Permanent	\$103,241	\$0	\$103,241
018	500106	Overtime	\$67,000	\$0	\$67,000
019	500105	Holiday Pay	\$48,000	\$0	\$48,000
020	500200	Current Expenses	\$70,000	\$0	\$70,000
022	500255	Rents-Leases Other Than State	\$675	\$0	\$675
026	500251	Organizational Dues	\$400	\$0	\$400
030	500300	Equipment New/Replacement	\$65,000	\$40,000	\$105,000
049	500294	Transfers to Other State Agencies	\$3,409,592	\$0	\$3,409,592
050	500109	Personal Services-Temporary	\$40,000	\$9,235	\$49,235
060	500602	Benefits	\$101,304	\$765	\$102,069
070	500700	In-State Travel	\$30,000	\$0	\$30,000
080	500710	Out-of-State Travel	\$2,400	\$0	\$2,400
102	500731	Contracts for Program Services	\$40,000	\$0	\$40,000
217	502682	Inter-Agency Payments	\$729,265	\$0	\$729,265
		Total	\$4,706,877	\$50,000	\$4,756,877
		REVENUES			
009	405928	Agency Income	\$4,706,877	\$50,000	\$4,756,877
		Total	\$4,706,877	\$50,000	\$4,756,877

### EXPLANATION

Pursuant to RSA 215-A:23 IX, and RSA 215-C:39, X, "Any excess registration fees collected and not expended shall be non-lapsing and shall be retained by the snowmobile and OHRV program for future use." In each year of the biennium, the Fish and Game Department and the Department of Resources and Economic Development may expend the excess fees collected in the same proportion as described in this section with prior approval of the Fiscal Committee and the Governor and Council.

The Department's FY 2014 and FY 2015 budgets for OHRV enforcement, education and training (Accounting Unit 20-07500-11830000) are based upon available revenues to be received on 85,000 OHRV registrations. The average number of OHRV Registrations sold in a year over the last 5 years is 83,656. The Department budgets this amount to insure a level of OHRV fees is available. Fluctuations in activity when the level of sold registrations change from 96,361 in FY 2003 to a level of 71,966 in FY 2007 allow for unexpended OHRV

#### REGION 1

629B Main Street  
Lancaster, NH 03584-3612  
(603) 788-3164  
FAX (603) 788-4823  
email: reg1@wildlife.nh.gov

#### REGION 2

PO Box 417  
New Hampton, NH 03256  
(603) 744-5470  
FAX (603) 744-6302  
email: reg2@wildlife.nh.gov

#### REGION 3

225 Main Street  
Durham, NH 03824-4732  
(603) 868-1095  
FAX (603) 868-3305  
email: reg3@wildlife.nh.gov

#### REGION 4

15 Ash Brook Court  
Keene, NH 03431  
(603) 352-9669  
FAX (603) 352-8798  
email: reg4@wildlife.nh.gov

The Honorable Mary Jane Wallner, Chairman  
Fiscal Committee of the General Court

Her Excellency, Governor Margaret Wood Hassan  
and the Honorable Council

August 23, 2013

Page 2 of 2


fees to be available for subsequent fiscal years. This allows the Department to address fluctuations in the level of activity based on available riding opportunities, which are based on weather conditions. This request is to appropriate OHRV registration fees allocated to the New Hampshire Fish and Game Department. These funds will enable the Department to continue our enhanced snowmobile safety efforts on a statewide basis and to more effectively address the increased ATV Enforcement issues as part of the Conservation Officers' and Deputy Conservation Officers' assigned duties. Equipment purchases will be for the replacement of Law Enforcement Division motor vehicles for Conservation Officers under a four to six year rotation. An analysis of motor vehicle use for OHRV Enforcement purposes has been conducted for the prior five-year period. Traditionally, the Department has used OHRV funds on a limited basis for the purchase of motor vehicles for Conservation Officers. These unexpended revenues will be used for the purchase of one SUV vehicle to recoup some of the costs that have been expended by the department for activities associated with OHRV Enforcement, Education, and Training purposes. Additionally, the department is planning to purchase snowmobiles and ATVs to replace older and high mileage inventoried equipment.

The increase in personal services-temporary is related to part-time costs incurred due to an increase in classes needed to certify youths in OHRV safety programs and costs associated with vacancies in permanent employees.

Respectfully submitted,




Glenn Normandeau  
Executive Director



Kathy Ann LaBonte, Chief  
Business Division

**Fiscal Situation**  
**20-07500-11830000**  
**Fiscal Year 2014**

<b>Beginning Balance Forward July 1, 2013 (Uncommitted)</b>	<b>\$ 97,995.97</b>
<b>Estimated Revenues July 1, 2013 through June 30, 2014</b>	<b>4,706,877.00</b>
<b>Estimated Expenses July 1, 2013 through June 30, 2014</b>	<b><u>4,706,877.00</u></b>
<b>Balance</b>	<b>97,995.97</b>
<b>This Requested Action</b>	<b><u>50,000.00</u></b>
<b>Balance</b>	<b><u>47,995.97</u></b>



STATE OF NEW HAMPSHIRE  
 DEPARTMENT OF CORRECTIONS  
 DIVISION OF ADMINISTRATION

FIS 13 209

William L. Wrenn  
 Commissioner

P.O. BOX 1806  
 CONCORD, NH 03302-1806

Bob Mullen  
 Director

603-271-5610 FAX: 603-271-5639  
 TDD Access: 1-800-735-2964

September 11, 2013

The Honorable Mary Jane Wallner, Chairman  
 Fiscal Committee of the General Court  
 State House  
 Concord, NH 03301

Her Excellency, Governor Margaret Wood Hassan  
 and the Honorable Executive Council  
 State House  
 Concord, NH 03301

**REQUESTED ACTION**

Pursuant to Chapter 144:56, Laws of 2013, Transfers, authorize the NH Department of Corrections to transfer funds in the amount of \$10,403.00 within a budgeted federal grant entitled State Criminal Alien Assistance Program (SCAAP.) This request for transfer of funds will realign appropriated funds that will be utilized by the NH Department of Corrections for correctional purposes, effective upon Fiscal Committee and Governor and Executive Council approval through June 30, 2014. 100% Federal Funds.

Funds are to be transferred in an account entitled, SCAAP, Account Heading: 02-46-46-460510-8344 Department of Corrections, Corrections Grants, SCAAP, as follows:

ACCOUNT	DESCRIPTION	SFY 2014 CURRENT ADJUSTED AUTHORIZED	REQUESTED ACTION TRANSFER	SFY 2014 REVISED ADJUSTED AUTHORIZED
020-500200	Current Expense	\$10,000.00	\$0.00	\$10,000.00
027-582703	Transfer to DOIT	\$0.00	\$10,403.00	\$10,403.00
030-500311	Equipment	\$129,850.00	(\$10,403.00)	\$119,447.00
041-500801	Auit Fund Set Aside	\$150.00	\$0.00	\$150.00
048-500226	Maint. Bldg/Grounds	\$10,000.00	\$0.00	\$10,000.00
	Total	\$150,000.00	\$0.00	\$150,000.00
Source of Funds:				
000-404814	Federal Funds	(\$150,000.00)	\$0.00	(\$150,000.00)

**EXPLANATION**

The United States Department of Justice (USDOJ), Bureau of Justice Assistance (BJA), under the State Criminal Alien Assistance Program (SCAAP), provides assistance to State and local governments that incur costs due to the incarceration of undocumented criminal aliens.



The NH Department of Corrections (NHDOC) applies for and receives funds from this reimbursement program when Federal Funding is made available to the State of New Hampshire, Department of Corrections. Based on the Department of Justice Reauthorization Act of 2005 (Pub. L. 109-162, Title XI) beginning with the FFY 2007 SCAAP awards, SCAAP funds must be used only for correctional purposes.

The NHDOC requests the transfer of \$10,403.00 of budgeted SCAAP appropriations. The purpose of the transfer is to enable NHDOC to purchase computers and software to be installed in a newly designated central area to be utilized by Correctional Counselor/Case Managers (CC/CM) at the New Hampshire State Prison for Men (NHSP/M) in Concord.

The restructuring of the assigned work area of Correctional Counselor/Case Managers within the NH State Prison for Men to a centralized location would better serve the inmate population. Currently, CC/CMs are assigned to specific units within the NHSP/M facility, while inmates are frequently transferred between units, resulting in the assignment of multiple CC/CMs per inmate during incarceration. Instituting a centralized CC/CM location will promote a consistent, one to one, case management approach and enhance the offender's accountability for the required programs and reentry plans.

Although SCAAP is a reimbursement of costs and not a federal grant, the application process is managed through the Internet using the automated Grants Management System (GMS).

Source of funds: 100% Federal Funds

Respectfully Submitted,



William L. Wrenn  
Commissioner

CHAPTER 144  
HB 2-FN-A-LOCAL - FINAL VERSION  
- Page 18 -

1 provider assessments.

2 (b) Evaluating state provider assessment programs in other states to obtain knowledge  
3 of various approaches utilized in other states.

4 (c) Increasing the predictability of future annual Medicaid enhancement tax revenues,  
5 taking into consideration the Medicaid enhancement tax revenue trends of recent years.

6 (d) Simplifying the Medicaid enhancement tax liability calculation.

7 (e) Obtaining input on how the Medicaid enhancement tax statute should be amended to  
8 ensure accurate and consistent application of state and federal requirements.

9 V. The members of the commission shall elect a chairperson from among the legislative  
10 members. The first meeting of the commission shall be called by the first-named house member.  
11 The first meeting of the commission shall be held within 45 days of the effective date of this section.  
12 Six members of the commission shall constitute a quorum.

13 VI. The commission shall report its findings and any recommendations for proposed  
14 legislation to the speaker of the house of representatives, the president of the senate, the house  
15 clerk, the senate clerk, the governor, and the state library on or before November 1, 2013.

16 144:54 Repeal. RSA 84-A:13, relative to the Medicaid enhancement tax study commission, is  
17 repealed.

18 144:55 Department of Corrections; Authority to Fill Unfunded Positions. Notwithstanding any  
19 provision of law to the contrary, the commissioner of corrections may fill unfunded positions during  
20 the biennium ending June 30, 2015, provided that the total expenditure for such positions shall not  
21 exceed the amount appropriated for personal services, permanent, and personal services,  
22 unclassified.


23 144:56 Department of Corrections; Transfers. Notwithstanding any provision of law to the  
24 contrary, and subject to approval of the fiscal committee of the general court and governor and  
25 council, for the biennium ending June 30, 2015, the commissioner of the department of corrections is  
26 authorized to transfer funds within and among all accounting units within the department and to  
27 create accounting units and expenditure classes as required and as the commissioner deems  
28 necessary and appropriate to address present or projected budget deficits, or to respond to changes in  
29 federal law, regulations, or programs, and otherwise as necessary for the efficient management of  
30 the department.

31 144:57 Child Protection Act; Liability of Expenses. Amend RSA 169-C:27, I(f) to read as follows:

32 (f) ~~[Neither]~~ *Notwithstanding any provision of law to the contrary*, the department  
33 ~~[nor the judicial council]~~ shall have ~~[authority]~~ *no responsibility* for the payment of the cost of  
34 assigned counsel for any party under this chapter.

35 144:58 Adequate Representation Costs. Amend RSA 604-A:1-a to read as follows:

36 604-A:1-a Neglected or Abused Children. In cases involving a neglected or abused child, when a



STATE OF NEW HAMPSHIRE  
 DEPARTMENT OF CORRECTIONS  
 DIVISION OF ADMINISTRATION

P.O. BOX 1806  
 CONCORD, NH 03302-1806

603-271-5610 FAX: 603-271-5639  
 TDD Access: 1-800-735-2964

FIS 13 219

William L. Wrenn  
 Commissioner

Bob Mullen  
 Director

September 24, 2013

The Honorable Mary Jane Wallner, Chairman  
 Fiscal Committee of the General Court  
 State House  
 Concord, NH 03301

Her Excellency, Governor Margaret Wood Hassan  
 and the Honorable Executive Council  
 State House  
 Concord, NH 03301

**REQUESTED ACTION**

Pursuant to Chapter 144:56, Laws of 2013, Transfer, authorize the NH Department of Corrections (NHDOC) to transfer funds in the amount of \$48,800.00 within a budgeted sub grant entitled Justice Reinvestment Phase II to provide technical assistance and training for correctional staff in the latest effective approaches to manage re-entering offenders and upgrade data gathering capabilities. This request is effective upon Fiscal Committee and Governor and Executive Council approval through June 30, 2014. 100% Agency Income, (federal funds at origin).

Funds are to be transferred in an account entitled, *Justice Reinvestment Phase II*, Account Heading: 02-46-46-460510-3307 Department of Corrections, Corrections Grants, Justice Reinvestment Phase II, as follows:

ACCOUNT	DESCRIPTION	SFY 2014 CURRENT ADJUSTED AUTHORIZED	REQUESTED ACTION TRANSFER	SFY 2014 REVISED ADJUSTED AUTHORIZED
027-582703	Transfer to DOIT	\$0.00	\$43,100.00	\$43,100.00
066-500545	Employee Training	\$0.00	\$5,700.00	\$5,700.00
102-500731	Contracts for Program Services	\$328,336.00	(\$48,800.00)	\$279,536.00
	Total	\$328,336.00	\$0.00	\$328,336.00
Source of Funds:				
009-407685	Agency Income	(\$328,336.00)	\$0.00	(\$328,336.00)

**EXPLANATION**

The NH Department of Corrections has been awarded a sub grant from the Council of State Governments, a nonprofit organization, providing Justice Reinvestment Technical Assistance for State Governments.

In 2010 criminal justice legislation (SB500) was enacted which was designed to increase public safety and reduce correctional costs. The supporting principles for the policy changes will require the correctional staff to be trained in strategies that will increase offender supervision compliance and program participation during confinement. The NH Department of Corrections will utilize the Justice Reinvestment grant funding for training sessions for Parole/Probation and Community Corrections staff. Additionally, funds will be implemented to upgrade and refine the NHDOC offender database which will enable the collection of reliable data and develop additional reporting capabilities.

The NHDOC requests the transfer of \$48,800.00 of budgeted Justice Reinvestment appropriations. The purpose of this transfer, in part, is to make possible the purchase of the SQL Server 2012 software for the CORIS offender management system and the Data Warehouse. The primary function of the SQL software is to retrieve and store data, with built-in tools to manage the data. Additional software will include MSDN (Microsoft Developer Network) and Microsoft Office 2013, to provide improved usefulness of the data through in-depth data analysis and publication to user end groups.

The transfer of Justice Reinvestment funding will also facilitate Department of Information Technology (DOIT) staff training on the SQL Server 2012. The training will provide the Information Technology developers with an in-depth understanding of the various SQL Server 2012 applications.

Source of Funds: 100% Agency Income.

In the event that these grant funds no longer become available state general funds will not be requested to support this program.

Respectfully Submitted,



William L. Wrenn  
Commissioner

CHAPTER 144  
HB 2-FN-A-LOCAL - FINAL VERSION  
- Page 18 -

1 provider assessments.

2 (b) Evaluating state provider assessment programs in other states to obtain knowledge  
3 of various approaches utilized in other states.

4 (c) Increasing the predictability of future annual Medicaid enhancement tax revenues,  
5 taking into consideration the Medicaid enhancement tax revenue trends of recent years.

6 (d) Simplifying the Medicaid enhancement tax liability calculation.

7 (e) Obtaining input on how the Medicaid enhancement tax statute should be amended to  
8 ensure accurate and consistent application of state and federal requirements.

9 V. The members of the commission shall elect a chairperson from among the legislative  
10 members. The first meeting of the commission shall be called by the first-named house member.  
11 The first meeting of the commission shall be held within 45 days of the effective date of this section.  
12 Six members of the commission shall constitute a quorum.

13 VI. The commission shall report its findings and any recommendations for proposed  
14 legislation to the speaker of the house of representatives, the president of the senate, the house  
15 clerk, the senate clerk, the governor, and the state library on or before November 1, 2013.

16 144:54 Repeal. RSA 84-A:13, relative to the Medicaid enhancement tax study commission, is  
17 repealed.

18 144:55 Department of Corrections; Authority to Fill Unfunded Positions. Notwithstanding any  
19 provision of law to the contrary, the commissioner of corrections may fill unfunded positions during  
20 the biennium ending June 30, 2015, provided that the total expenditure for such positions shall not  
21 exceed the amount appropriated for personal services, permanent, and personal services,  
22 unclassified.

23 144:56 Department of Corrections; Transfers. Notwithstanding any provision of law to the  
24 contrary, and subject to approval of the fiscal committee of the general court and governor and  
25 council, for the biennium ending June 30, 2015, the commissioner of the department of corrections is  
26 authorized to transfer funds within and among all accounting units within the department and to  
27 create accounting units and expenditure classes as required and as the commissioner deems  
28 necessary and appropriate to address present or projected budget deficits, or to respond to changes in  
29 federal law, regulations, or programs, and otherwise as necessary for the efficient management of  
30 the department.

31 144:57 Child Protection Act; Liability of Expenses. Amend RSA 169-C:27, I(f) to read as follows:

32 (f) ~~[Neither]~~ *Notwithstanding any provision of law to the contrary*, the department  
33 ~~[nor the judicial council]~~ shall have ~~[authority]~~ *no responsibility* for the payment of the cost of  
34 assigned counsel for any party under this chapter.

35 144:58 Adequate Representation Costs. Amend RSA 604-A:1-a to read as follows:

36 604-A:1-a Neglected or Abused Children. In cases involving a neglected or abused child, when a



THE STATE OF NEW HAMPSHIRE  
DEPARTMENT OF TRANSPORTATION



CHRISTOPHER D. CLEMENT, SR.  
COMMISSIONER

JEFF BRILLHART, P.E.  
ASSISTANT COMMISSIONER

September 06, 2013  
Bureau of Rail & Transit

The Honorable Mary Jane Wallner, Chairman  
Fiscal Committee of the General Court  
State House  
Concord, New Hampshire 03301

Her Excellency, Governor Margaret Wood Hassan  
and the Honorable Council  
State House  
Concord, New Hampshire 03301

**REQUESTED ACTION**

Pursuant to CH 144:95, Laws of 2013, authorize the Department of Transportation to establish and transfer \$2,002,250 between Bureau of Rail & Transit accounts and classes effective upon Fiscal Committee and the date of Governor and Council approval through June 30, 2014 as follows:

04-096-096-964010-2916			Current Budget 2014	Requested Change	Revised Budget
<b>PUBLIC TRANSPORTATION</b>					
<b>Expenses:</b>					
Class	Expense Account	Description			
010	500100	PERSONAL SERVICES PERM	\$301,748	\$0	\$301,748
018	500106	OVERTIME	3,000	0	3,000
020	500200	CURRENT EXPENSES	5,600	0	5,600
022	500255	RENTS-LEASES OTHER THAN STATE	430	0	430
024	500225	MAINT. OTHER THAN BUILD - GRNDS	0	1,087,500	1,087,500
026	500251	ORGANIZATIONAL DUES	6,950	0	6,950
029	500290	INTRA-AGENCY TRANSFERS	9,060	0	9,060
030	500325	EQUIPMENT NEW REPLACEMENT	25,729	50,000	75,729
035	509035	SHARED SERVICES SUPPORT	4,598	0	4,598
037	500174	TECHNOLOGY- HARDWARE	0	2,500	2,500
039	500188	TELECOMMUNICATIONS	3,900	0	3,900
040	500800	INDIRECT COSTS	6,020	0	6,020
046	500464	CONSULTANTS	2,000	0	2,000
048	500226	CONTRACTUAL MAINT BUILD-GRND	0	860,000	860,000
057	500535	BOOKS PERIODICALS SUBSCRIPTIONS	100	0	100
060	500601	BENEFITS	149,239	0	149,239
067	500557	TRAINING OF PROVIDERS	122,484	0	122,484
070	500704	IN STATE TRAVEL REIMBURSEMENT	500	0	500
072	500575	GRANTS FEDERAL	22,664,795	(2,000,000)	20,664,795
073	500581	GRANTS NON FEDERAL	100,000	0	100,000
081	509081	OUT OF STATE TRAVEL FED REIMB	3,000	0	3,000

404	500880	INTRA INDIRECT COSTS	2,436	0	2,436
TOTAL			\$23,411,589	\$0	\$23,411,589
<b>Source of Funds</b>					
<b>Revenue:</b>					
000		FEDERAL FUNDS	\$23,259,301	\$0	\$23,259,301
005		PRIVATE LOCAL FUNDS	143,488	0	143,488
00000010		GENERAL FUNDS	8,800	0	8,800
TOTAL			\$23,411,589	\$0	\$23,411,589

04-096-096-964010-2931			Current Budget 2014	Requested Change	Revised Budget
<b>RAILROAD</b>					
<b>Expenses:</b>					
<b>Class</b>	<b>Expense Account</b>	<b>Description</b>			
010	500100	PERSONAL SERVICES PERM	\$112,599	\$0	\$112,599
018	500106	OVERTIME	3,000	0	3,000
020	500200	CURRENT EXPENSES	1,400	0	1,400
022	500255	RENTS-LEASES OTHER THAN STATE	1,342	0	1,342
029	500290	INTRA-AGENCY TRANSFERS	15,181	0	15,181
030	500330	EQUIPMENT NEW REPLACEMENT	1,000	(1,000)	0
035	509035	SHARED SERVICES SUPPORT	730	0	730
037	500174	TECHNOLOGY- HARDWARE	0	1,000	1,000
039	500188	TELECOMMUNICATIONS	1,600	0	1,600
040	500800	INDIRECT COSTS	500	0	500
060	500601	BENEFITS	64,269	0	64,269
070	500704	IN STATE TRAVEL REIMBURSEMENT	200	0	200
072	509073	GRANTS FEDERAL	853,855	0	853,855
080	500714	OUT OF STATE TRAVEL REIMBURSEMENT	250	0	250
404	500880	INTRA INDIRECT COSTS	1,045	0	1,045
			\$1,056,971	\$0	\$1,056,971
<b>Source of Funds</b>					
<b>Revenue:</b>					
000		FEDERAL FUNDS	\$792,999	\$0	\$792,999
00000010		GENERAL FUNDS	263,972	0	263,972
TOTAL			\$1,056,971	\$0	\$1,056,971

04-096-096-964015-3030			Current Budget 2014	Requested Change	Revised Budget
<b>RIDESHARE-BIKE-PED PROGRAM</b>					
<b>Expenses:</b>					
Class	Expense Account	Description			
010	500100	PERSONAL SERVICES PERM	\$110,998	\$0	\$110,998
018	500106	OVERTIME	2,200	0	2,200
020	500200	CURRENT EXPENSES	3,000	0	3,000
022	500255	RENTS-LEASES OTHER THAN STATE	(482)	0	(482)
030	500330	EQUIPMENT NEW REPLACEMENT	2,000	(1,250)	750
037	500174	TECHNOLOGY- HARDWARE	0	1,250	1,250
039	500188	TELECOMMUNICATIONS	2,000	0	2,000
047	500240	OWN FORCES MAINT BUILD-GROUNDS	7,500	0	7,500
060	500601	BENEFITS	63,794	0	63,794
070	500704	IN STATE TRAVEL REIMBURSEMENT	500	0	500
080	500714	OUT OF STATE TRAVEL REIMBURSEMENT	1,500	0	1,500
			\$193,010	\$0	\$193,010
<b>Source of Funds</b>					
<b>Revenue:</b>					
00000015		HIGHWAY FUNDS	\$193,010	\$0	\$193,010

### EXPLANATIONS

The Department requests authorization to transfer budgeted account funds among the various accounts in order to pay for services incurred in meeting the State's transportation demands. Specific explanations relating to the Department's spending requests are as follows:

#### **Public Transportation (2916) – 99.4% Federal Funds, 0.6% Private Local**

Class 024 Increase Maintenance Other than Bldg-Grounds by \$1,087,500. This transfer is requested due to recognizing that state owned buses and bus terminals, even those operated under contract, should be Class 024 expenses instead of Class 072 as the funds were originally budgeted. This transfer includes about \$265,000 of contract encumbrances from fiscal year 2013 and \$825,000 of planned projects that were originally budgeted in Class 072 in fiscal year 2014. These projects are upgrades and repairs of state-owned commuter coaches and bus terminals. This transfer will align expenditures to the proper class line per accounting policy.

Class 030 Increase State Equipment New/Replacement by \$50,000 due to approximately \$50,000 of equipment for the New London Park n Ride that was budgeted in Class 72 Federal Grants. Funding for this equipment continues to be 100% Federal. This transfer will align expenditures to the proper class line per accounting policy.

Class 037 Increase Technology - Hardware by \$2,500. This transfer is due to PC desktop replacement funds included in Class 030, instead of the newly established Class 037. This transfer will align expenditures to the proper class line per accounting policy.

Class 048 Increase Contractual Maintenance- Building & Grounds by \$860,000 due to approximately \$400,000 of upgrades and repairs of state-owned bus terminals that were budgeted in Class 72 Federal Grants. An additional \$460,000 of encumbrances from fiscal year 2013 also needs to be transferred for this reason. Funding for these upgrades and repairs continues to be 100% Federal. This transfer will align expenditures to the proper class line per accounting policy.

Class 072 Decrease Grants - Federal by \$2,000,000. This transfer is requested due to recognizing that state owned buses and bus terminals, even those operated under contract, should be Class 024, Class 030 and 048 expenses instead of Class 072 as the funds were originally budgeted. This transfer includes about \$860,000 of contract encumbrances from fiscal year 2013 and over \$1,130,000 of planned projects that were



originally budgeted in Class 072 in fiscal year 2014. These projects are upgrades and repairs of state-owned commuter coaches and bus terminals. This transfer will align expenditures to the proper class line per accounting policy.

**Railroad (2931) – 75% Federal Funds, 25% General Funds**

Class 030 Decrease Equipment New/Replacement by \$1,000. This transfer is due to PC desktop replacement funds included in Class 030 instead of the newly established Class 037. This transfer will align expenditures to the proper class line per accounting policy.

Class 037 Increase Technology - Hardware by \$1,000. This transfer is due to PC desktop replacement funds included in Class 030 instead of the newly established Class 037. This transfer will align expenditures to the proper class line per accounting policy.

**Rideshare-Bike-Ped Program (3030) - 100% Highway Funds**

Class 030 Decrease Equipment New/Replacement by \$1,250. This transfer is due to PC desktop replacement funds included in Class 030, instead of the newly established Class 037. This transfer will align expenditures to the proper class line per accounting policy.


Class 037 Increase Technology - Hardware by \$1,250. This transfer is due to PC desktop replacement funds included in Class 030 instead of the newly established Class 037. This transfer will align expenditures to the proper class line per accounting policy.


The following is provided in accordance with the Budget Officer's instructional memorandum dated April 17, 1985 to support the above requested actions:

1. Does transfer involve continuing programs or one-time projects?  
Transfers are for continuing programs.
2. Is this transfer required to maintain existing program level or will it increase program level?  
Transfers are to maintain existing program levels (no increase in program level).
3. Cite any requirements, which make this program necessary.  
RSA 21-L:2, in part, establishes that the Department will be responsible for planning, developing, and maintaining a state transportation network. This transfer will facilitate the accomplishment of this responsibility.
4. Identify the source of funds on all accounts listed on this transfer.  
Source of funds is Federal (Transit Administration), Private Local, Highway and General Funds.
5. Will there be any effect on revenue if this transfer is approved or disapproved?  
This transfer will have no effect on revenue.
6. Are funds expected to lapse if this transfer is not approved?  
Federal Transit Administration (FTA) funds for Public Transportation projects may lapse if the Department is unable to complete the project implementation as planned. Funds would lapse back to the federal government.
7. Are personal services involved?  
No personnel services are involved.

Your approval of this transfer is respectfully requested.

Sincerely,

  
for Christopher D. Clement, Sr.  
Commissioner



**THE STATE OF NEW HAMPSHIRE**  
DEPARTMENT OF TRANSPORTATION



**CHRISTOPHER D. CLEMENT, SR.**  
COMMISSIONER

**JEFF BRILLHART, P.E.**  
ASSISTANT COMMISSIONER

September 25, 2013  
Project Development Division

The Honorable Mary Jane Wallner, Chairman  
Fiscal Committee of the General Court  
State House  
Concord, New Hampshire 03301

Her Excellency, Governor Margaret Wood Hassan  
and the Honorable Council  
State House  
Concord, New Hampshire 03301

**REQUESTED ACTION**

Pursuant to Chapter 144:95, L2013, authorize the Department of Transportation to establish various non-budgeted classes in various accounting units and to transfer \$116,350 between Highway Fund accounts and classes effective upon Fiscal Committee and the date of Governor and Council approval through June 30, 2014.

04-096-096-962015-3034	Current Budget FY 2014	Requested Change	Revised Budget
<b>Materials and Research Bureau</b>			
<b>Expenses:</b>			
010 500100 Personal Services – Perm	\$2,634,428	\$0	\$2,634,428
017 500147 FT Employees Special Payments	1,681	0	1,681
018 500106 Overtime	125,000	(5,000)	120,000
019 500105 Holiday Pay	1,000	0	1,000
020 500200 Current Expense	27,450	60,100	87,550
022 500255 Rents-Leases Other than State	3,684	0	3,684
024 500225 Maint Other than Build-Grn	1,350	25,150	26,500
028 500000 Transfers to General Service	178,246	0	178,246
030 500311 Equipment New Replacement	34,200	0	34,200
037 500174 Technology- Hardware	1,500	(1,500)	0
038 500175 Technology-Software	4,000	(4,000)	0
039 500180 Telecommunications	18,600	0	18,600
046 500463 Consultants	0	600	600
050 500109 Personal Services – Temp	17,999	0	17,999

057 500535 Books Periodicals Subscription	3,200	0	3,200
060 500601 Benefits	1,512,883	0	1,512,883
070 500704 In-State Travel Reimbursement	16,000	(12,000)	4,000
103 502664 Contracts for Op Services	0	5,000	5,000
Total	\$4,581,221	\$68,350	\$4,649,571
<b>Source of Funds</b>			
<b>Revenue:</b>			
000-409151 Federal Funds	\$3,021,500	\$0	3,021,500
009-405698 Agency Income	110,718	0	110,718
009-405699 Agency Income	430,582	0	430,582
000-000015 Highway Funds	1,018,421	68,350	1,086,771
Total	\$4,581,221	\$68,350	\$4,649,571

<b>04-096-096-962015-3035</b>	<b>Current Budget FY 2014</b>	<b>Requested Change</b>	<b>Revised Budget</b>
<b>Construction Bureau</b>			
<b>Expenses:</b>			
010 500100 Personal Services – Perm	\$5,633,158	\$0	\$5,633,158
018 500106 Overtime	700,000	0	700,000
019 500105 Holiday Pay	22,999	0	22,999
020 500200 Current Expense	30,500	0	30,500
022 500255 Rents-Leases Other than State	10,748	0	10,748
024 500225 Maint Other than Build-Grn	2,000	0	2,000
030 500301 Equipment New Replacement	26,000	0	26,000
037 500174 Technology- Hardware	0	0	0
038 500175 Technology - Software	1,000	0	1,000
039 500180 Telecommunications	19,000	0	19,000
050 500109 Personal Services – Temp	500,000	(68,350)	431,650
057 500535 Books Periodicals Subscription	2,000	0	2,000
060 500601 Benefits	3,255,997	0	3,255,997
070 500704 In-State Travel Reimbursement	255,000	0	255,000
102 500734 Contracts for Program Service	3,000	0	3,000
Total	\$10,461,402	\$(68,350)	\$10,393,052
<b>Source of Funds</b>			
<b>Revenue:</b>			
000-409151 Federal Funds	\$4,220,800	\$0	\$4,220,800
009-405698 Agency Income	226,997	0	226,997
009-405699 Agency Income	845,222	0	845,222
000-000015 Highway Funds	5,168,383	(68,350)	5,100,033
Total	\$10,461,402	\$(68,350)	\$10,393,052

04-096-096-962015-3028	Current Budget FY 2014	Requested Change	Revised Budget
<b>Right of Way Bureau</b>			
<b>Expenses:</b>			
010 500100 Personal Services – Perm	\$1,733,753	\$0	\$1,733,753
018 500106 Overtime	30,000	0	30,000
020 500200 Current Expense	41,025	(500)	40,525
022 500255 Rents-Leases other than State	3,834	0	3,834
026 500251 Organizational Dues	6,000	0	6,000
030 500301 Equipment New Replacement	4,350	0	4,350
037 500174 Technology - Hardware	0	0	0
038 500175 Technology - Software	650	0	650
039 500180 Telecommunications	15,000	0	15,000
050 500109 Personal Services - Temp	67,401	0	67,401
057 500535 Books Periodicals Subscriptions	2,100	0	2,100
060 500601 Benefits	866,333	0	866,333
066 500543 Employee Training	13,000	0	13,000
070 500704 In-State Travel Reimbursement	500	0	500
080 500710 Out of State Travel	690	0	690
401 500876 Land Interest	0	500	500
Total	\$2,784,636	\$0	\$2,784,636
<b>Source of Funds</b>			
<b>Revenue:</b>			
000-409151 Federal Funds	\$930,382	\$0	\$930,382
009-405698 Agency Income	58,723	0	58,723
009-405699 Agency Income	235,449	0	235,449
000-000015 Highway Funds	1,560,082	0	1,560,082
Total	\$2,784,636	\$0	\$2,784,636

04-096-096-960515-3009	Current Budget FY 2014	Requested Change	Revised Budget
<b>Traffic Bureau</b>			
<b>Expenses:</b>			
010 500100 Personal Services – Perm	\$2,801,030	\$0	\$2,801,030
017 500147 FT Employees Special Payments	4,198	0	4,198
018 500106 Overtime	310,000	0	310,000
019 500105 Holiday Pay	501	0	501
020 500200 Current Expense	4,234,925	(25,000)	4,209,925
022 500255 Rents-Leases Other than State	8,773	0	8,773
023 500291 Heat Electricity Water	275,940	0	275,940
024 500225 Maint Other than Build-Grn	56,700	0	56,700
030 500311 Equipment New Replacement	92,650	0	92,650
037 500174 Technology- Hardware	0	0	0
038 500175 Technology-Software	0	0	0
039 500180 Telecommunications	28,650	0	28,650

047 500240 Own Forces Maint Build-Grn	9,000	0	9,000
048 500226 Contractual Maint Build-Grn	137,371	0	137,371
050 500109 Personal Services – Temp	40,000	0	40,000
057 500535 Books Periodicals Subscription	199	0	199
059 500117 Temp Full Time	40,000	0	40,000
060 500601 Benefits	1,701,922	0	1,701,922
066 500543 Employee Training	7,200	0	7,200
070 500704 In-State Travel Reimbursement	16,000	25,000	41,000
103 500103 Contracts for Op Services	66,000	0	66,000
Total	\$9,831,059	\$0	\$9,831,059
<b>Source of Funds</b>			
<b>Revenue:</b>			
000-409151 Federal Funds	\$4,268,321	\$0	\$4,268,321
004-403630 Intra Agency Transfers	440,000	0	440,000
007-402193 Agency Income	26,700	0	26,700
009-405699 Agency Income	175,773	0	175,773
000-000015 Highway Funds	4,920,265	0	4,920,265
Total	\$9,831,059	\$0	\$9,831,059

### EXPLANATION

The Department requests authorization to transfer budgeted account funds among the various accounts in order to pay for services incurred in meeting the State's transportation demands. Specific explanations relating to the Department's spending requests are as follows:

**Materials and Research Bureau (3034) – 65.95% Federal Funds, 11.82% Agency Income, 22.23% Highway Funds**

- Class 018      Decrease Overtime by \$5,000. Overtime requirements will be closely monitored and managed to provide funding for the requested transfer.
  
- Class 020      Increase Current Expenses by \$60,100. This increase is required for necessary expenditures originally anticipated to be covered by a Federal funded project but after further review of Federal eligibility, requires funding from the bureau's operating budget.
  
- Class 024      Increase Maintenance Other Than Building and Grounds by \$25,150 for necessary expenditures originally anticipated to be covered by a Federal funded project but after further review of Federal eligibility, requires funding from the bureau's operating budget.
  
- Class 037      Decrease Technology - Hardware by \$1,500. Technology - Hardware requirements have been reduced since the budget was prepared to provide funding for the requested transfer.

- Class 038      Decrease Technology – Software by \$4,000. Technology – Software requirements have been reduced since the budget was prepared to provide funding for the requested transfer.
- Class 046      Increase Consultants by \$600 in order to move funds for necessary expenditures originally anticipated to be covered by a Federal funded project but after further review of Federal eligibility, requires funding from the bureau’s operating budget.
- Class 070      Decrease In-State Travel Reimbursement by \$12,000. In-State Travel Reimbursement requirements will be closely monitored and managed to provide funding for the requested transfer.
- Class 103      Increase Contracts for Operation Services by \$5,000 for necessary expenditures originally anticipated to be covered by a Federal Funded project but after further review of Federal eligibility, requires funding from the bureau’s operating budget.

**Construction Bureau (3035) 40.35% Federal Funds, 10.25% Agency income, 49.40% Highway Funds**

- Class 050      Decrease Personal Services - Temporary by \$68,350. The need for temporary employees is less as a result of reduced construction projects.

**Right of Way Bureau (3028) 33.41% Federal Funds, 10.57% Agency Income, 56.02% Highway Funds**

- Class 020      Decrease Current Expenses by \$500 in order to allocate funding in correct class. This decrease required to transfer funds into another class for necessary expenditures originally anticipated to be current expenses but after further review of accounting policies required different classification.
- Class 401      Increase Land Interest \$500 in order to allocate funding in correct class to complete required work for right of way and comply with accounting policies.

**Traffic Bureau (3009) 43.42% Federal Funds; 50.05% Highway Funds; 4.47% Intra-Agency Transfers and 2.06% Agency Income.**

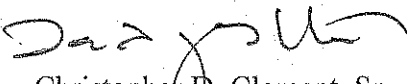
- Class 020      Decrease Current Expenses by \$25,000. This amount is available due to the reduction in pavement marking paint prices.
- Class 070      Increase In-State Travel by \$25,000. This increase will cover additional travel expense required by the existing Pavement Marking traffic control program to locate crews throughout the state based on weather conditions and equipment availability.

The following is provided in accordance with the Budget Officer's instructional memorandum dated April 17, 1985 to support the above requested actions:

1. Does transfer involve continuing programs or one-time projects?  
Transfers are for continuing programs (not one-time).
2. Is this transfer required to maintain existing program level or will it increase program level?  
Transfers are to maintain existing program levels (no increase in program level).
3. Cite any requirements, which make this program necessary.  
RSA 21-L:2, in part, establishes that the Department will be responsible for planning, developing, and maintaining a state transportation network. This transfer will facilitate the accomplishment of this responsibility.
4. Identify the source of funds on all accounts listed on this transfer.  
Source of funds is Highway, Federal, Agency Income and Intra-Agency Transfers.
5. Will there be any effect on revenue if this transfer is approved or disapproved?  
This transfer will have no effect on revenue.
6. Are funds expected to lapse if this transfer is not approved?  
Should funds lapse as a result of not approving this request for project funding, such funds will lapse to their respective account fund balances.
7. Are personal services involved?  
The transfer does not result in any new positions.


Your approval of this resolution is respectfully requested.

Sincerely,

  
for Christopher D. Clement, Sr.  
Commissioner



**THE STATE OF NEW HAMPSHIRE**  
DEPARTMENT OF TRANSPORTATION



**CHRISTOPHER D. CLEMENT, SR.**  
COMMISSIONER

**JEFF BRILLHART, P.E.**  
ASSISTANT COMMISSIONER

The Honorable Mary Jane Wallner, Chairman  
Fiscal Committee of the General Court  
State House  
Concord, New Hampshire 03301

September 11, 2013  
Bureau of Finance

Her Excellency, Governor Margaret Wood Hassan  
and the Honorable Council  
State House  
Concord, New Hampshire 03301

**REQUESTED ACTION**

I.) Pursuant to Chapter 144:95, L2013, authorize the Department of Transportation to establish various non-budgeted classes in various accounting units and to transfer \$306,509 between Highway Fund accounts and classes effective upon Fiscal Committee and the date of Governor and Council approval through June 30, 2014.

II.) Pursuant to RSA 124:15,I authorize the Department of Transportation to establish 3 temporary part-time positions of (2) Audit Technicians, LG 11 and (1) Accountant I, LG 16, to assist in the scanning of invoices, matching and auditing spreadsheets, fielding calls and other associated duties, effective upon Fiscal Committee approval through June 30, 2014.

<b>04-096-096-962015-3032</b>	<b>Current Budget FY 2014</b>	<b>Requested Change</b>	<b>Revised Budget</b>
<b>Environmental Bureau</b>			
<b>Expenses:</b>			
010 500100 Personal Services – Perm	\$878,861	\$0	\$878,861
018 500106 Overtime	42,000	(5,000)	37,000
019 500105 Holiday Pay	201	0	201
020 500200 Current Expense	7,300	0	7,300
022 500255 Rents-Leases Other than State	2,062	0	2,062
030 500301 Equipment New Replacement	2,200	(2,200)	0
037 500174 Technology- Hardware	0	7,200	7,200
038 500175 Technology - Software	300	0	300
039 500180 Telecommunications	13,800	0	13,800
046 500463 Consultants	40,000	50,000	90,000
048 500226 Contractual Maint Build-Grn	5,873	0	5,873
050 500109 Personal Services – Temp	15,000	0	15,000
060 500601 Benefits	463,529	0	463,529



070 500704 In-State Travel Reimbursement	200	0	200
080 500714 Out of State Travel	2,150	0	2,150
400 500870 Construction Repair	156	0	156
401 500876 Land Interest	52,173	(50,000)	2,173
406 500882 Environment Expense	950	0	950
Total	\$1,526,755	\$0	\$1,526,755
<b>Source of Funds</b>			
<b>Revenue:</b>			
000-409151 Federal Funds	\$489,800	\$0	\$489,800
009-405698 Agency Income	33,402	0	33,402
009-405699 Agency Income	126,067	0	126,067
000-000015 Highway Funds	877,486	0	877,486
Total	\$1,526,755	\$0	\$1,526,755

04-096-096-962015-3028	Current Budget FY 2014	Requested Change	Revised Budget
<b>Right of Way Bureau</b>			
<b>Expenses:</b>			
010 500100 Personal Services – Perm	\$1,733,753	\$0	\$1,733,753
018 500106 Overtime	30,000	0	30,000
020 500200 Current Expense	41,025	(13,509)	27,516
022 500255 Rents-Leases other than State	3,834	(700)	3,134
026 500251 Organizational Dues	6,000	1,320	7,320
030 500301 Equipment New Replacement	4,350	(3,150)	1,200
037 500174 Technology - Hardware	0	5,700	5,700
038 500175 Technology - Software	650	1,204	1,854
039 500180 Telecommunications	15,000	3,500	18,500
050 500109 Personal Services - Temp	67,401	0	67,401
057 500535 Books Periodicals Subscriptions	2,100	2,400	4,500
060 500601 Benefits	866,333	0	866,333
066 500543 Employee Training	13,000	0	13,000
070 500704 In-State Travel Reimbursement	500	0	500
080 500710 Out of State Travel	690	0	690
401 500876 Land Interest	0	3,235	3,235
Total	\$2,784,636	\$0	\$2,784,636
<b>Source of Funds</b>			
<b>Revenue:</b>			
000-409151 Federal Funds	\$930,382	\$0	\$930,382
009-405698 Agency Income	58,723	0	58,723
009-405699 Agency Income	235,449	0	235,449
000-000015 Highway Funds	1,560,082	0	1,560,082
Total	\$2,784,636	\$0	\$2,784,636

<b>04-096-096-962015-3025</b>	<b>Current Budget FY 2014</b>	<b>Requested Change</b>	<b>Revised Budget</b>
<b>Highway Design Bureau</b>			
<b>Expenses:</b>			
010 500100 Personal Services – Perm	\$6,611,361	\$0	\$6,611,361
018 500106 Overtime	245,000	0	245,000
020 500200 Current Expense	34,500	0	34,500
022 500255 Rents-Leases other than State	8,500	0	8,500
024 500225 Maint Other than Build-Grn	10,000	0	10,000
026 500251 Organizational Dues	2,000	0	2,000
030 500301 Equipment New Replacement	56,450	(26,450)	30,000
037 500174 Technology - Hardware	0	26,450	26,450
038 500175 Technology - Software	10,000	0	10,000
039 500180 Telecommunications	25,000	0	25,000
050 500109 Personal Services - Temp	35,280	0	35,280
060 500601 Benefits	3,471,319	0	3,471,319
066 500543 Employee Training	25,000	0	25,000
070 500704 In-State Travel Reimbursement	500	0	500
080 500710 Out of State Travel	2,500	0	2,500
102 500734 Contracts for Program Service	4,000	0	4,000
405 500881 Lilac Program	307,992	0	307,992
Total	\$10,849,402	\$	\$10,849,402
<b>Source of Funds</b>			
<b>Revenue:</b>			
000-409151 Federal Funds	\$7,927,954	\$0	\$7,927,954
008-405368 Agency Income	22,272	0	22,272
009-405698 Agency Income	1,081,586	0	1,081,586
009-405699 Agency Income	18,414	0	18,414
000-000015 Highway Funds	1,799,176	0	1,799,176
Total	\$10,849,402	\$0	\$10,849,402

<b>04-096-096-962015-3033</b>	<b>Current Budget FY 2014</b>	<b>Requested Change</b>	<b>Revised Budget</b>
<b>Bridge Design Bureau</b>			
<b>Expenses:</b>			
010 500100 Personal Services – Perm	\$2,048,527	\$0	\$2,048,527
018 500106 Overtime	75,000	0	75,000
020 500200 Current Expense	18,250	0	18,250
022 500255 Rents-Leases Other than State	3,656	0	3,656
026 500251 Organizational Dues	30,000	(30,000)	0
030 500301 Equipment New Replacement	7,100	(6,000)	1,100
037 500174 Technology- Hardware	0	6,000	6,000
038 500175 Technology - Software	15,500	30,000	45,500
039 500180 Telecommunications	11,500	0	11,500
050 500109 Personal Services – Temp	15,000	0	15,000
057 500535 Books Periodicals Subscription	4,000	0	4,000
060 500601 Benefits	1,070,325	0	1,070,325
070 500704 In-State Travel Reimbursement	250	0	250

400 500870 Construction Repair	1,190	0	1,190
Total	\$3,300,298	\$0	\$3,300,298
<b>Source of Funds</b>			
<b>Revenue:</b>			
000-409151 Federal Funds	\$1,123,600	\$0	\$1,123,600
009-405698 Agency Income	69,269	0	69,269
009-405699 Agency Income	271,284	0	271,284
000-000015 Highway Funds	1,836,145	0	1,836,145
Total	\$3,300,298	\$0	3,300,298

<b>04-096-096-962015-3035</b>	<b>Current Budget FY 2014</b>	<b>Requested Change</b>	<b>Revised Budget</b>
<b>Construction Bureau</b>			
<b>Expenses:</b>			
010 500100 Personal Services – Perm	\$5,633,158	\$0	\$5,633,158
018 500106 Overtime	700,000	0	700,000
019 500105 Holiday Pay	22,999	0	22,999
020 500200 Current Expense	30,500	0	30,500
022 500255 Rents-Leases Other than State	10,748	0	10,748
024 500225 Maint Other than Build-Grn	2,000	0	2,000
030 500301 Equipment New Replacement	26,000	(17,500)	8,500
037 500174 Technology- Hardware	0	12,500	12,500
038 500175 Technology - Software	1,000	5,000	6,000
039 500180 Telecommunications	19,000	0	19,000
050 500109 Personal Services – Temp	500,000	0	500,000
057 500535 Books Periodicals Subscription	2,000	0	2,000
060 500601 Benefits	3,255,997	0	3,255,997
070 500704 In-State Travel Reimbursement	255,000	0	255,000
102 500734 Contracts for Program Service	3,000	0	3,000
Total	\$10,461,402	\$0	\$10,461,402
<b>Source of Funds</b>			
<b>Revenue:</b>			
000-409151 Federal Funds	\$4,220,800	\$0	\$4,220,800
009-405698 Agency Income	226,997	0	226,997
009-405699 Agency Income	845,222	0	845,222
000-000015 Highway Funds	5,168,383	0	5,168,383
Total	\$10,461,402	\$0	\$10,461,402

<b>04-096-096-960515-3007</b>	<b>Current Budget FY 2014</b>	<b>Requested Change</b>	<b>Revised Budget</b>
<b>Highway Maintenance Bureau</b>			
<b>Expenses:</b>			
010 500100 Personal Services – Perm	\$24,652,557	\$0	\$24,652,557
018 500106 Overtime	519,610	0	519,610
019 500105 Holiday Pay	8,629	0	8,629
020 500200 Current Expense	4,256,355	(2,500)	4,253,855
022 500255 Rents-Leases Other than State	3,588,280	0	3,588,280

023 500291 Heat Electricity Water	892,395	0	892,395
024 500225 Maint Other than Build-Grn	176,912	0	176,912
030 500301 Equipment New Replacement	366,880	0	366,880
037 500174 Technology-Hardware	10,000	0	10,000
038 500175 Technology-Software	1,000	0	1,000
039 500180 Telecommunications	128,565	0	128,565
047 500240 Own Forces Maint Build-Grn	100,000	0	100,000
048 500226 Contractual Maint Build-Grn	90,325	0	90,325
050 500109 Personal Services – Temp	190,000	0	190,000
057 500535 Books Periodicals Subscription	0	2,500	2,500
060 500601 Benefits	17,537,723	0	17,537,723
066 500543 Employee Training	24,327	0	24,327
070 500704 In-State Travel Reimbursement	139,469	0	139,469
080 500710 Out of State Travel Reimbursement	8,600	0	8,600
103 500103 Contracts for Op Services	166,814	0	166,814
400 500870 Construction Repair Materials	14,215	0	14,215
406 500882 Environment Expense	950	0	950
Total	\$52,873,606	\$0	\$52,873,606
<b>Source of Funds</b>			
<b>Revenue:</b>			
004-403630 Intra Agency Transfers	\$45,000	\$0	\$45,000
009-405699 Agency Income	1,254,779	0	1,254,779
000-000015 Highway Funds	51,573,827	0	51,573,827
Total	\$52,873,606	\$0	\$52,873,606

04-096-096-960515-3009	Current Budget FY 2014	Requested Change	Revised Budget
<b>Traffic Bureau</b>			
<b>Expenses:</b>			
010 500100 Personal Services – Perm	\$2,801,030	\$0	\$2,801,030
017 500147 FT Employees Special Payments	4,198	0	4,198
018 500106 Overtime	310,000	0	310,000
019 500105 Holiday Pay	501	0	501
020 500200 Current Expense	4,234,925	(500)	4,234,425
022 500255 Rents-Leases Other than State	8,773	0	8,773
023 500291 Heat Electricity Water	275,940	0	275,940
024 500225 Maint Other than Build-Grn	56,700	0	56,700
030 500311 Equipment New Replacement	93,362	(10,000)	83,362
037 500174 Technology- Hardware	0	10,000	10,000
038 500175 Technology-Software	0	500	500
039 500180 Telecommunications	28,650	0	28,650
047 500240 Own Forces Maint Build-Grn	9,000	0	9,000
048 500226 Contractual Maint Build-Grn	137,371	0	137,371
050 500109 Personal Services – Temp	40,000	0	40,000
057 500535 Books Periodicals Subscription	199	0	199
059 500117 Temp Full Time	40,000	0	40,000
060 500601 Benefits	1,701,922	0	1,701,922

066 500543 Employee Training	7,200	0	7,200
070 500704 In-State Travel Reimbursement	16,000	0	16,000
103 500103 Contracts for Op Services	66,000	0	66,000
Total	\$9,831,771	\$0	\$9,831,771
<b>Source of Funds</b>			
<b>Revenue:</b>			
000-409151 Federal Funds	\$4,268,321	\$0	\$4,268,321
004-403630 Intra Agency Transfers	440,000	0	440,000
007-402193 Agency Income	26,700	0	26,700
009-405699 Agency Income	176,485	0	176,485
000-000015 Highway Funds	4,920,265	0	4,920,265
Total	\$9,831,771	\$0	\$9,831,771

<b>04-096-096-960515-3048</b>	<b>Current Budget FY 2014</b>	<b>Requested Change</b>	<b>Revised Budget</b>
<b>Maintenance Critical Repair</b>			
<b>Expenses:</b>			
018 500106 Overtime	\$5,000	\$0	\$5,000
020 500200 Current Expense	20,000	0	20,000
022 500255 Rents-Leases Other than State	20,000	0	20,000
024 500225 Maint. Other than Bldg-Grounds	84,703	(70,000)	14,703
030 500311 Equipment	31,100	0	31,100
037 500174 Technology-Hardware	5,000	0	5,000
038 500175 Technology-Software	1,000	0	1,000
039 500180 Telecommunications	1,000	0	1,000
046 500463 Consultants	45,000	0	45,000
047 500240 Own Forces Maint Bldgs & Grnds	112,767	50,000	162,767
048 500226 Contractual Maint Bldgs & Grnds	71,372	20,000	91,372
060 500601 Benefits	989	0	989
400 500870 Construction-Repairs & Materials	7,165	0	7,165
Total	\$405,096	\$0	\$405,096
<b>Source of Funds</b>			
<b>Revenue:</b>			
000-000015 Highway Fund	\$405,096	\$0	\$405,096

<b>04-096-096-960215-3001</b>	<b>Current Budget FY 2014</b>	<b>Requested Change</b>	<b>Revised Budget</b>
<b>Division of Finance</b>			
<b>Expenses:</b>			
010 500100 Personal Services – Perm	\$1,569,592	\$0	\$1,569,592
018 500106 Overtime	13,999	20,000	33,999
020 500200 Current Expense	210,528	(44,000)	166,528
022 500255 Rents-Leases Other than State	137,758	(10,000)	127,758
024 500225 Maint Other than Build-Grn	25,200	0	25,200
030 500301 Equipment New Replacement	400	0	400
037 500174 Technology-Hardware	1,000	3,000	4,000
038 500175 Technology-Software	1,000	1,000	2,000

039 500180 Telecommunications	13,500	0	13,500
050 500109 Personal Services-Temp	0	45,000	45,000
060 500601 Benefits	881,082	0	881,082
068 500561 Remuneration	5,000	0	5,000
069 500567 Promotional Marketing Exp	85,000	(15,000)	70,000
070 500704 In-State Travel Reimbursement	125	0	125
Total	\$2,944,184	\$0	\$2,944,184
<b>Source of Funds</b>			
<b>Revenue:</b>			
004-403630 Federal Funds	\$998,508	\$0	\$998,508
009-405699 Agency Income	63,460	0	63,460
000-000015 Highway Funds	1,882,216	0	1,882,216
Total	\$2,944,184	\$0	\$2,944,184

### EXPLANATIONS

The Department requests authorization to create class lines and transfer budgeted account funds among the various accounts in order to pay for services incurred in meeting the State's transportation demands. Specific explanations relating to the Department's spending requests are as follows:

#### **Environmental Bureau (3032) - 32.13% Federal Funds, 10.32% Agency Income, 57.55% Highway Funds**

- Class 018      Decrease Overtime by \$5,000 to purchase necessary computer hardware. Overtime requirements will be managed to accommodate this request.
- Class 030      Decrease Equipment New/Replacement by \$2,200 to align appropriation to correct class to purchase necessary computer hardware.
- Class 037      Increase Technology - Hardware by \$7,200 to cover the cost of six (6) new computers to replace outdated models that will be unable to run required software. This requirement was determined after the budget was passed.
- Class 046      Increase budgeted Consultants by \$50,000 in order to move necessary funds to the correct class line. This is an existing Statewide Consultant Vendor previously budgeted and paid in another class.
- Class 401      Decrease Land Interest by \$50,000 in order to move necessary funds to the correct class line as a result of Accounting Unit consolidation.

#### **Right of Way Bureau (3028) 33.41% Federal Funds, 10.57% Agency Income, 56.02% Highway Funds**

- Class 020      Decrease Current Expenses by \$13,509 in order to allocate funding in correct classes. This decrease required to transfer funds into other classes for necessary expenditures originally anticipated to be current expenses but after further review of accounting policies required different classifications.
- Class 022      Decrease Rents-Leases other than State by \$700 in order to allocate funding in correct classes. Actual lease costs for OCE Copier lower than originally budgeted.

- Class 026 Increase Organizational Dues by **\$1,320** in order to cover necessary expenditures. This increase is for the Concord Board of Realtors dues initially budgeted in class 020.
- Class 030 Decrease Equipment New/Replacement by **\$3,150** to align appropriation to correct class to purchase necessary computer hardware budgeted in class 030.
- Class 037 Increase Technology - Hardware by **\$5,700** to align appropriation to correct class to purchase necessary computer hardware.
- Class 038 Increase Technology – Software by **\$1,204** to align appropriation to correct class to purchase necessary computer software and licenses.
- Class 039 Increase Telecommunications **\$3,500** in order to allocate funding in correct classes.
- Class 057 Increase Books Periodicals Subscriptions **\$2,400** in order to allocate funding in correct classes.
- Class 401 Increase Land Interest **\$3,235** in order to allocate funding in correct class to complete required work for right of way on expenditures.

**Highway Design Bureau (3025) 73.07% Federal Funds, 10.35% Agency income, 16.58% Highway Funds**

- Class 030 Decrease Equipment New/Replacement by **\$26,450** to align appropriation to correct class to purchase necessary computer hardware.
- Class 037 Increase Technology - Hardware by **\$26,450** to align appropriation to correct class to purchase necessary computer hardware.

**Bridge Design Bureau (3033) 34.05% Federal Funds, 10.32% Agency Income, 55.63% Highway Funds**

- Class 026 Decrease Organizational dues by **\$30,000** to align appropriation to correct class for AASHTOWare software access.
- Class 030 Decrease Equipment New/Replacement by **\$6,000** to align appropriation to correct class to purchase necessary computer hardware.
- Class 037 Increase Technology - Hardware by **\$6,000** to align appropriation to correct class to purchase necessary computer hardware.
- Class 038 Increase Technology – Software by **\$30,000** to align appropriation to correct class for AASHTOWare software access.

**Construction Bureau (3035) 40.35% Federal Funds, 10.25% Agency income, 49.40% Highway Funds**

- Class 030 Decrease Equipment New/Replacement by **\$17,500** to align appropriation to correct class to purchase necessary computer hardware and software.

- Class 037 Increase Technology - Hardware by \$12,500 to align appropriation to correct class to purchase necessary computer hardware.
- Class 038 Increase Technology – Software by \$5,000 to align appropriation to correct class to purchase necessary computer software.

**Highway Maintenance Bureau (3007) 97.54% Highway Funds; 2.37% Agency Income and 0.09% Intra-Agency Transfers**

- Class 020 Decrease Current Expense by \$2,500 to align appropriations to correct class in order to purchase necessary newspaper subscriptions and trade publications.
- Class 057 Increase Books Periodicals Subscriptions by \$2,500. The Districts require funds for newspaper subscriptions and AASHTO publications. Past practice has been to appropriate funds to class 020 Current Expenses. The Department is requesting the transfer to charge expenses to the correct classes based on accounting policies.

**Traffic Bureau (3009) 43.42% Federal Funds; 50.05% Highway Funds; 4.47% Intra-Agency Transfers and 2.06% Agency Income.**

- Class 020 Decrease Current Expenses by \$500 to align appropriation to correct class to purchase necessary computer software.
- Class 030 Decrease Equipment New Replacement by \$10,000 to align appropriation to correct class to purchase necessary computer hardware.
- Class 037 Increase Technology-Hardware by \$10,000 to align appropriation to correct class to purchase necessary computer hardware.
- Class 038 Increase Technology-Software by \$500 to align appropriation to correct class to purchase necessary computer software.

**Maintenance and Critical Repair (3048) 100% Highway Funds.**

- Class 024 Decrease Maintenance Other Than Buildings and Grounds by \$70,000.
- Class 047 Increase Own Forces Maintenance Buildings and Grounds by \$50,000
- Class 048 Increase Contractual Maintenance Buildings and Grounds by \$20,000

The above request is necessitated as a result of critical repairs and priorities changing as things deteriorate or break during the fiscal year. Projects this fiscal year include: furnace replacement, overhead door repair/replacement, rewiring sheds, insulate and stain shed, reconstruct spreader racks, electrical repairs and other unforeseen needs. The requested transfers are to realign the appropriations based on project needs as determined by Division of Operation's management.



**Division of Finance (3001) 63.93% Highway Funds, 33.91% Federal Funds and 2.16% Agency Income**

Class 018 Increase Overtime by \$20,000

Class 037 Increase Technology-Hardware by \$3,000

Class 038 Increase Technology-Software by \$1,000

Class 050 Increase Personal Services Temporary Appointed by \$45,000

To assist in the scanning of invoices, matching and auditing spreadsheets, payroll, year end, vacancy in project programming, fielding calls and other associated duties, The positions have been approved by the Department of Administrative Services, Division of Personnel. Replacement computers are also requested as a result of the transfer.

Class 020 Decrease Current Expense by \$44,000. Purchases of paper, toner and stamps will be closely monitored and managed to provide funding for the requested transfer.

Class 022 Decrease Rents-Leases Other Than State by \$10,000. It is anticipated that a decrease in "overage" charges, as a result of a decline in anticipated construction, will realize a savings in additional lease costs.

Class 069 Decrease Promotional Marketing Expense by \$15,000. With a decline in anticipated construction, it is anticipated that savings will result in media advertising of project bids.

The following information is provided in accordance with the Comptroller's instructional memorandum dated September 21, 1981.


1. List of personnel involved: (2) Audit Technicians, (1) Accountant I
2. Nature, Need, and Duration: The Accounts Payable consolidation, payroll, and year-end fixed assets effort performed by Finance has created a need for both overtime of existing staff and funding of three approved part-time positions to supplement the workload as a result of four full-time positions transferred to the Department of Administrative Services.
3. Relationship to existing agency programs: Continuation of current programs
4. Has a similar program been requested of the legislature and denied? No, a similar program has not been requested and denied.
5. Why wasn't funding included in the agency's budget request? The need was identified after the budget was established.
6. Can portions of the grant fund be utilized? Not applicable, these are not grant funds.
7. Estimate the funds required to continue this position(s): \$45,000 in fiscal year 2014.

The following is provided in accordance with the Budget Officer's instructional memorandum dated April 17, 1985 to support the above requested actions:


1. Does transfer involve continuing programs or one-time projects?  
Transfers are for continuing programs (not one-time).
2. Is this transfer required to maintain existing program level or will it increase program level?  
Transfers are to maintain existing program levels (no increase in program level).
3. Cite any requirements, which make this program necessary.  
RSA 21-L:2, in part, establishes that the Department will be responsible for planning, developing, and maintaining a state transportation network. This transfer will facilitate the accomplishment of this responsibility.
4. Identify the source of funds on all accounts listed on this transfer.  
Source of funds is Highway, Federal, Agency Income and Intra-Agency Transfers.
5. Will there be any effect on revenue if this transfer is approved or disapproved?  
This transfer will have no effect on revenue.
6. Are funds expected to lapse if this transfer is not approved?  
Should funds lapse as a result of not approving this request for project funding, such funds will lapse to their respective account fund balances.
7. Are personal services involved?  
The request to transfer to Personal Services – Temporary will result in three new part-time positions.

Your approval of this resolution is respectfully requested.

Sincerely,



Christopher D. Clement, Sr.  
Commissioner



THE STATE OF NEW HAMPSHIRE  
DEPARTMENT OF TRANSPORTATION



CHRISTOPHER D. CLEMENT, SR.  
COMMISSIONER

JEFF BRILLHART, P.E.  
ASSISTANT COMMISSIONER

August 8, 2013

Karen D. Hutchins, Director  
Division of Personnel  
25 Capitol Street  
Concord, NH 03301

*Approved by DoP  
pos # TMPPT 4248*

Re: Request to Establish a Temporary Position  
Audit Technician, LG 11

Dear Ms. Hutchins:

The Department of Transportation, requests permission to establish a part-time temporary Audit Technician position, LG 11. The position will be located in the Division of Finance.

On May 3, 2013, as part of the Accounts Payable (AP) Consolidation process, the Division transferred to the DAS Shared Services Center the following positions: three Audit Techs (#21286, #21270, #20022) and one Accounting Tech (#20023). The Consolidation has created a temporary need up to 29 hours per week to facilitate this change in process. Specifically, the Division is in need of a part-time staff person to assist in the scanning of vendor invoices, matching and auditing of Department Bureau/District Excel AP spreadsheets, fielding calls, and other associated duties to facilitate the AP Consolidation process.

Funding for this position is available in Account 04 096 096 960015 3038 050 500109.

Attached is a proposed supplemental job description for this temporary position as well as a current/proposed organizational chart for the Division of Finance.


If you need any further information regarding this request, please feel free to contact me at 271-1676. Thank you for your consideration.

Sincerely,

Frances E. Buczynski  
Director of Policy and Administration

Enclosures

Cc: Patrick McKenna, Director of Finance  
Leonard Russell, Administrator, Bureau of Finance and Contracts



THE STATE OF NEW HAMPSHIRE  
DEPARTMENT OF TRANSPORTATION



CHRISTOPHER D. CLEMENT, SR.  
COMMISSIONER

JEFF BRILLHART, P.E.  
ASSISTANT COMMISSIONER

May 14, 2013

Karen D. Hutchins, Director  
Division of Personnel  
25 Capitol Street  
Concord, NH 03301

Approved  
5/14/13  
Work Unit #  
21853

Re: Request to Establish a Temporary Part-Time Position  
Audit Technician, LG 11

Dear Ms. Hutchins:

The Department of Transportation requests permission to establish a part-time temporary Audit Technician position, LG 11. The position will be located in the Division of Finance, Bureau of Finance and Contracts.

On May 3, 2013, as part of the Accounts Payable (AP) Consolidation process, the Division transferred to the DAS Shared Services Center the following positions: three Audit Techs (#21286, #21270, #20022) and one Accounting Tech (#20023). The Consolidation has created a temporary need up to 20 hours per week to facilitate this change in process. Specifically, the Division is in need of a part-time staff person to assist in the scanning of vendor invoices, matching and auditing of Department Bureau/District Excel AP spreadsheets, fielding calls, and other associated duties to facilitate the AP Consolidation process.

Funding for this position is available in Account 04 096 096 960015 3038 050 500109.

Attached is a proposed supplemental job description for this temporary position as well as a current/proposed organizational chart for the Bureau of Finance and Contracts.

If you need any further information regarding this request, please feel free to contact me at 271-8313. Thank you for your consideration.

Sincerely,

Niranjana Patel, Administrator  
Bureau of Human Resources

Enclosures

cc: Patrick McKenna, Director of Finance  
Leonard Russell, Administrator, Bureau of Finance and Contracts



THE STATE OF NEW HAMPSHIRE  
DEPARTMENT OF TRANSPORTATION



CHRISTOPHER D. CLEMENT, SR.  
COMMISSIONER

JEFF BRILLHART, P.E.  
ASSISTANT COMMISSIONER

August 8, 2013

Karen D. Hutchins, Director  
Division of Personnel  
25 Capitol Street  
Concord, NH 03301

Work Unit # 66900  
Approved.

Re: Request to Establish a Temporary Position  
Accountant I, LG 16

Dear Ms. Hutchins:

The Department of Transportation, requests permission to establish a part-time temporary Accountant I position, LG 16. The position will be located in the Division of Finance.

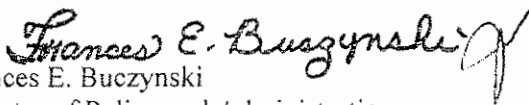
On May 3, 2013, as part of the Accounts Payable (AP) Consolidation process, the Division transferred to the DAS Shared Services Center the following positions: three Audit Techs (#21286, #21270, #20022) and one Accounting Tech (#20023). The Consolidation has created a temporary need up to 29 hours per week to facilitate this change in process. Additionally, this position will provide back-up and support to the Accountant II and III positions responsible for requisition purchasing, contract payments (encumbrances) and assist in maintenance of inventory control records. Specifically, the Division is in need of a part-time staff person to assist in the matching and auditing of Department Bureau/District Excel AP spreadsheets, fielding calls, and other associated duties to facilitate the accounts payable process.

Funding for this position is available in Account 04 096 096 960015 3038 050 500109.

Attached is a proposed supplemental job description for this temporary position as well as a current/proposed organizational chart for the Division of Finance.

If you need any further information regarding this request, please feel free to contact me at 271-1676. Thank you for your consideration.

Sincerely,

  
Frances E. Buczynski  
Director of Policy and Administration

Enclosures

cc: Patrick McKenna, Director of Finance  
Leonard Russell, Administrator, Bureau of Finance and Contracts

Item #	Meeting	Department	Chapter / RSA Reference	General	Federal	Other	Total	Positions Established		Comments
								Full-Time	Part-Time	
Note: This summary does not include additional federal American Recovery and Reinvestment Act (ARRA) revenues.										
<b>FISCAL YEAR 2014</b>										
13-165	July'13	Adjutant General's Department	RSA 14:30-a, VI	-	585,000	-	585,000			
		<b>Adjutant General's Department Total</b>		-	585,000	-	585,000	-	-	
13-163	July'13	Agriculture, Markets and Food, Department of	RSA 14:30-a, VI	-	156,342	-	156,342			
		<b>Agriculture, Markets and Food, Department of Total</b>		-	156,342	-	156,342	-	-	
13-192	July'13	Energy and Planning	RSA 14:30-a, VI	-	-	200,000	200,000			
		<b>Energy and Planning Total</b>		-	-	200,000	200,000	-	-	
13-186	July'13	Justice, Department of	RSA 14:30-a, VI	-	91,014	-	91,014			
		<b>Justice, Department of Total</b>		-	91,014	-	91,014	-	-	
13-167	July'13	Resources & Economic Development	RSA 14:30-a, VI	-	84,772	-	84,772			
13-170	Sept'13	Resources & Economic Development	RSA 14:30-a, VI	-	3,009,272	-	3,009,272			
13-200	Sept'13	Resources & Economic Development	RSA 14:30-a, VI	-	205,800	-	205,800			
		<b>Resources &amp; Economic Development Total</b>		-	3,299,844	-	3,299,844	-	-	
13-177	Sept'13	Safety, Department of	RSA 14:30-a, VI	-	9,543,746	-	9,543,746			
13-178	Sept'13	Safety, Department of	RSA 14:30-a, VI	-	3,271,590	-	3,271,590			
13-179	Sept'13	Safety, Department of	RSA 14:30-a, VI	-	532,223	-	532,223			
13-180	Sept'13	Safety, Department of	RSA 14:30-a, VI	-	811,162	-	811,162			
13-181	Sept'13	Safety, Department of	RSA 14:30-a, VI	-	5,636,571	-	5,636,571			
13-188	Sept'13	Safety, Department of	RSA 14:30-a, VI	-	982,455	-	982,455			
13-189	Sept'13	Safety, Department of	RSA 14:30-a, VI	-	284,000	-	284,000			
		<b>Safety, Department of Total</b>		-	21,061,747	-	21,061,747	-	-	
13-194	Sept'13	Transportation, Department of	RSA 14:30-a, VI	-	-	887,233	887,233			
		<b>Transportation, Department of Total</b>		-	-	887,233	887,233	-	-	
		<b>FY 2014 Total</b>		-	<b>25,193,947</b>	<b>1,087,233</b>	<b>26,281,180</b>	-	-	

AMERICAN RECOVERY AND REINVESTMENT ACT (ARRA)  
STIMULUS FUNDING

Fiscal Committee Approvals Through Meeting of 09/13/13

Item #	Meeting	Department	Chapter / RSA Reference	Federal	Other	Total	Comments	Temporary Positions Established		Position End Date	Audit Fund Set-Aside
								Full-Time	Part-Time		
<b>FISCAL YEAR 2009</b>											
09-124	April'09	Education, Department of	RSA 14:30-a, VI	50,000	-	50,000		-	-		-
09-130	April'09	Education, Department of	RSA 14:30-a, VI	50,000	-	50,000		-	-		-
09-131	April'09	Education, Department of	RSA 14:30-a, VI	1,000,000	-	1,000,000		-	-		-
09-135	April'09	Education, Department of	RSA 14:30-a, VI	1,001,406	-	1,001,406		-	1	12/31/2011	1,001
09-187	May'09	Education, Department of	RSA 14:30-a, VI	50,000	-	50,000		-	-		-
09-188	May'09	Education, Department of	RSA 14:30-a, VI	-	224,945	224,945	funds received from Labor-Workforce Opportunity Council	1	1	6/30/2011	-
		<b>Education, Department of Total</b>		2,151,406	224,945	2,376,351		1	2		1,001
09-230	Jun'09	Employment Security, Office of	RSA 14:30-a, VI	2,242,944	-	2,242,944	FIS 11-088 reallocates funds; FIS 10-159 extended position end dates from 6/30/10 to 6/30/11	6	-	6/30/2011	2,243
09-231	Jun'09	Employment Security, Office of	RSA 14:30-a, VI	1,617,171	-	1,617,171	FIS 10-160 extended position end dates from 6/30/10 to 9/30/10	14	9	9/30/2010	1,617
		<b>Employment Security, Office of Total</b>		3,860,115	-	3,860,115		20	9		3,860
09-095	April'09	Environmental Services, Department of	RSA 14:30-a, VI	1,730,000	-	1,730,000		-	-		1,730
09-162	May'09	Environmental Services, Department of	RSA 14:30-a, VI	1,286,000	-	1,286,000	FIS 11-120 reallocates funds	-	-		1,286
09-184	May'09	Environmental Services, Department of	RSA 14:30-a, VI	395,600	-	395,600		-	-		395
09-198	Jun'09	Environmental Services, Department of	RSA 14:30-a, VI	39,163,900	-	39,163,900	reallocates funds	-	3	12/31/2013	39,164
09-199	Jun'09	Environmental Services, Department of	RSA 14:30-a, VI	19,500,000	-	19,500,000	FIS 11-009 reallocates \$136,786 for better utilization of funds, FIS 12-100 reallocates \$14,700 for better utilization of funds	-	2	10/1/2015	19,500
		<b>Environmental Services, Department of Total</b>		62,075,500	-	62,075,500		-	5		62,075
09-148	May'09	DHHS-Division for Children, Youth & Families	Ch 263:28, II, L'07	1,201,200	-	1,201,200		-	-		1,200
09-185	May'09	DHHS-Division for Children, Youth & Families	Ch 263:28, II, L'07	2,236,379	-	2,236,379		-	-		2,234
		<b>DHHS-Division for Children, Youth &amp; Families Total</b>		3,437,579	-	3,437,579		-	-		3,434
09-139	May'09	DHHS-Division of Community-Based Care	Ch 263:28, II, L'07	634,394	-	634,394		-	-		634
09-140	May'09	DHHS-Division of Community-Based Care	Ch 263:28, II, L'07	452,034	-	452,034		-	-		452
09-145	May'09	DHHS-Division of Community-Based Care	Ch 263:28, II, L'07	282,159	-	282,159		-	-		282
09-146	May'09	DHHS-Division of Community-Based Care	Ch 263:28, II, L'07	6,584,636	-	6,584,636		-	-		6,585
09-147	May'09	DHHS-Division of Community-Based Care	Ch 263:28, II, L'07	433,645	-	433,645		-	-		434
09-186	May'09	DHHS-Division of Community-Based Care	Ch 263:28, II, L'07	4,270,736	-	4,270,736		-	-		4,271
09-193	May'09	DHHS-Division of Community-Based Care	Ch 263:28, II, L'07	20,613,070	-	20,613,070		-	-		19,540
		<b>DHHS-Division of Community-Based Care Total</b>		33,270,674	-	33,270,674		-	-		32,197
09-189	May'09	DHHS-Medicaid and Business Policy	Ch 263:28, II, L'07	16,068,204	-	16,068,204		-	-		16,054
09-190	May'09	DHHS-Medicaid and Business Policy	Ch 263:28, II, L'07	4,308,123	-	4,308,123		-	-		4,304

AMERICAN RECOVERY AND REINVESTMENT ACT (ARRA)  
STIMULUS FUNDING

Fiscal Committee Approvals Through Meeting of 09/13/13

Item #	Meeting	Department	Chapter / RSA Reference	Federal	Other	Total	Comments	Temporary Positions Established		Position End Date	Audit Fund Set-Aside
								Full-Time	Part-Time		
09-191	May'09	DHHS-Medicaid and Business Policy	Ch 263:28,II, L'07	111,277	-	111,277		-	-		111
		<b>DHHS-Medicaid and Business Policy Total</b>		<b>20,487,604</b>	<b>-</b>	<b>20,487,604</b>		<b>-</b>	<b>-</b>		<b>20,469</b>
09-111	April'09	Labor, Department of	RSA 14:30-a, VI	925,806	-	925,806		-	-		926
09-112	April'09	Labor, Department of	RSA 14:30-a, VI	1,876,488	-	1,876,488		-	-		1,876
09-113	April'09	Labor, Department of	RSA 14:30-a, VI	2,188,517	-	2,188,517		-	-		2,188
09-114	April'09	Labor, Department of	RSA 14:30-a, VI	101,044	-	101,044		-	-		101
		<b>Labor, Department of Total</b>		<b>5,091,855</b>	<b>-</b>	<b>5,091,855</b>		<b>-</b>	<b>-</b>		<b>5,091</b>
09-240	Jun'09	Office of Economic Stimulus	RSA 14:30-a, VI	15,700,000	-	15,700,000		5	-	9/30/2011	15,700
09-353	Oct'09	Office of Economic Stimulus	RSA 14:30-a, VI	18,366,514	-	18,366,514		-	-		-
		<b>Office of Economic Stimulus Total</b>		<b>34,066,514</b>	<b>-</b>	<b>34,066,514</b>		<b>5</b>	<b>-</b>		<b>15,700</b>
09-088	March'09	Office of Energy & Planning	RSA 14:30-a, VI	23,218,594	-	23,218,594	FIS 12-254 reallocates \$431,550 between class lines; FIS 13-141 reallocates 41,885 for period ending 9/30/2013	-	-		23,219
09-182	May'09	Office of Energy & Planning	RSA 14:30-a, VI	47,232	-	47,232		2	-	4/30/2012	47
10-204	Jun'10	Office of Energy & Planning	RSA 14:30-a, VI	(18,022,101)	-	(18,022,101)		-	-		(21,260)
		<b>Office of Energy &amp; Planning Total</b>		<b>5,243,725</b>	<b>-</b>	<b>5,243,725</b>		<b>2</b>	<b>-</b>		<b>2,006</b>
09-089 & 09-277	March'09 & Aug'09	Transportation, Department of	RSA 14:30-a, VI	135,740,556	-	135,740,556	FIS 12-195 extends end date of FIS 09-089 from 2/17/12 to 9/30/15; FIS 12-238 moves \$150 from class 72 to class 60	-	-		135,744
09-151	May'09	Transportation, Department of	RSA 14:30-a, VI	1,000,000	-	1,000,000		-	-		-
09-163	May'09	Transportation, Department of	RSA 14:30-a, VI	4,600,000	-	4,600,000		-	-		-
		<b>Transportation, Department of Total</b>		<b>141,340,556</b>	<b>-</b>	<b>141,340,556</b>		<b>-</b>	<b>-</b>		<b>135,744</b>
		<b>FY 2009 Total</b>		<b>\$ 311,025,528</b>	<b>\$ 224,945</b>	<b>\$ 311,250,473</b>		<b>28</b>	<b>16</b>		<b>\$ 281,578</b>
<b>FISCAL YEAR 2010</b>											
09-229	Jun'09	Adjutant General	RSA 14:30-a, VI	5,081,000	-	5,081,000		-	-		5,076
		<b>Adjutant General Total</b>		<b>5,081,000</b>	<b>-</b>	<b>5,081,000</b>		<b>-</b>	<b>-</b>		<b>5,076</b>
09-222	Jun'09	Administrative Services, Department of	RSA 14:30-a, VI	-	215,264	215,264	funds received from Office of Energy & Planning	3	-	4/30/2012	-
09-261	Aug'09	Administrative Services, Department of	RSA 14:30-a, VI	68,405	-	68,405		-	-		-
10-003	Jan'10	Administrative Services, Department of	RSA 14:30-a, VI	67,766	-	67,766		-	-		68



AMERICAN RECOVERY AND REINVESTMENT ACT (ARRA)  
STIMULUS FUNDING

Fiscal Committee Approvals Through Meeting of 09/13/13

Item #	Meeting	Department	Chapter / RSA Reference	Federal	Other	Total	Comments	Temporary Positions Established		Position End Date	Audit Fund Set-Aside
								Full-Time	Part-Time		
10-046	Feb'10	Administrative Services, Department of	RSA 14:30-a, VI	-	5,387	5,387	funds received from Office of Energy & Planning	-	1	6/30/2011	-
		<b>Administrative Services, Department of Total</b>		136,171	220,651	356,822					68
09-223	Jun'09	Cultural Resources, Department of	RSA 14:30-a, VI	255,108	-	255,108		-	-		255
		<b>Cultural Resources, Department of Total</b>		255,108	-	255,108					255
09-124	April'09	Education, Department of	RSA 14:30-a, VI	165,765	-	165,765		-	-		-
09-130	April'09	Education, Department of	RSA 14:30-a, VI	708,156	-	708,156		-	-		-
09-131	April'09	Education, Department of	RSA 14:30-a, VI	21,730,633	-	21,730,633		-	-		-
09-135	April'09	Education, Department of	RSA 14:30-a, VI	14,472,421	-	14,472,421		-	-		14,472
09-187	May'09	Education, Department of	RSA 14:30-a, VI	125,000	-	125,000		-	-		-
09-188	May'09	Education, Department of	RSA 14:30-a, VI	-	1,153,958	1,153,958	funds received from Labor-Workforce Opportunity Council	-	-		-
09-266	Aug'09	Education, Department of	RSA 14:30-a, VI	37,382	-	37,382		-	-		37
09-267	Aug'09	Education, Department of	RSA 14:30-a, VI	85,020	-	85,020		-	-		85
09-330	Oct'09	Education, Department of	RSA 14:30-a, VI	673,359	-	673,359		-	-		673
10-004	Jan'10	Education, Department of	RSA 14:30-a, VI	2,124,026	-	2,124,026	FIS 12-068 transfers funds between class lines, extends end date for fund use and positions, also decreases audit setaside by \$400. FIS 12-296 moves \$361	1	1	12/31/2011, FIS 12-068 changed end date to 6/30/12	1,724
		<b>Education, Department of Total</b>		40,121,762	1,153,958	41,275,720					16,992
10-154	May'10	Employment Security, Office of	RSA 14:30-a, VI	217,500	-	217,500	funds received through State of Vermont (accepted as Federal Funds); funds will support portion of two existing positions in addition to two new positions. FIS 11-316 extends positions, accepts additional funds for FY 2012 (see below) and transfers between classes.	2	-	12/31/2011	218
		<b>Employment Security, Office of Total</b>		217,500	-	217,500					218
09-245	Jul'09	Environmental Services, Department of	RSA 14:30-a, VI	500,000	-	500,000		-	-		500

AMERICAN RECOVERY AND REINVESTMENT ACT (ARRA)  
STIMULUS FUNDING

Fiscal Committee Approvals Through Meeting of 09/13/13

Item #	Meeting	Department	Chapter / RSA Reference	Federal	Other	Total	Comments	Temporary Positions Established		Position End Date	Audit Fund Set-Aside
								Full-Time	Part-Time		
09-312	Sept'09	Environmental Services, Department of	RSA 14:30-a, VI	1,800,000	-	1,800,000	FIS 12-055 transfers \$38,000 between class lines	-	-		-
09-313	Sept'09	Environmental Services, Department of	RSA 14:30-a, VI	2,523,000	-	2,523,000		-	-		-
10-111	April'10	Environmental Services, Department of	RSA 14:30-a, VI	-	400,000	400,000	funds received from Office of Energy & Planning	-	-		-
10-114	April'10	Environmental Services, Department of	RSA 14:30-a, VI	-	-	-	reallocation of ARRA funds accepted in FY 2009 (09-184)	-	-		214
10-196	Jun'10	Environmental Services, Department of	RSA 14:30-a, VI	127,394	-	127,394		-	-		127
		<b>Environmental Services, Department of Total</b>		<b>4,950,394</b>	<b>400,000</b>	<b>5,350,394</b>					<b>841</b>
10-164	May'10	DHHS-Division of Behavioral Health	Ch 144:39,II, L'09	120,696	-	120,696	item also includes additional \$521,338 of other federal funds, and increases audit fund set-aside by \$642.	-	-		-
		<b>DHHS-Division of Behavioral Health Total</b>		<b>120,696</b>	<b>-</b>	<b>120,696</b>					<b>-</b>
09-243	Aug'09	DHHS-Division for Children, Youth & Families	Ch 144:39,II, L'09	3,624,621	-	3,624,621		-	-		1,623
10-099	April'10	DHHS-Division for Children, Youth & Families	Ch 144:39,II, L'09	110,165	-	110,165	item also includes additional \$110 of federal funds for audit fund set-aside	-	-		-
		<b>DHHS-Division for Children, Youth &amp; Families Total</b>		<b>3,734,786</b>	<b>-</b>	<b>3,734,786</b>					<b>1,623</b>
09-241	Jul'09	DHHS-Division of Community-Based Care	Ch 144:39,II, L'09	2,306,161	-	2,306,161		-	-		2,306
09-251	Aug'09	DHHS-Division of Community-Based Care	Ch 144:39,II, L'09	9,203,266	-	9,203,266	item also includes additional \$9,212 of federal funds for audit fund set-aside	-	-		-
09-252	Aug'09	DHHS-Division of Community-Based Care	Ch 144:39,II, L'09	430,735	-	430,735		-	-		431
09-253	Aug'09	DHHS-Division of Community-Based Care	Ch 144:39,II, L'09	21,357,094	-	21,357,094		-	-		18,473
09-253	Aug'09	DHHS-Division of Community-Based Care	Ch 144:39,II, L'09	28,070,516	-	28,070,516		-	-		28,042
09-254	Aug'09	DHHS-Division of Community-Based Care	Ch 144:39,II, L'09	17,073,509	-	17,073,509	item also includes additional \$17,074 of federal funds for audit fund set-aside	-	-		-
09-255	Aug'09	DHHS-Division of Community-Based Care	Ch 144:39,II, L'09	1,719,042	-	1,719,042	item also includes additional \$1,721 of federal funds for audit fund set-aside	-	-		-

AMERICAN RECOVERY AND REINVESTMENT ACT (ARRA)  
STIMULUS FUNDING

Fiscal Committee Approvals Through Meeting of 09/13/13

Item #	Meeting	Department	Chapter / RSA Reference	Federal	Other	Total	Comments	Temporary Positions Established		Position End Date	Audit Fund Set-Aside
								Full-Time	Part-Time		
09-256	Aug'09	DHHS-Division of Community-Based Care	Ch 144:39,II, L'09	546,892	-	546,892	item also includes additional \$547 of federal funds for audit fund set-aside	-	-		-
09-257	Aug'09	DHHS-Division of Community-Based Care	Ch 144:39,II, L'09	948,874	-	948,874	item also includes additional \$959 of federal funds for audit fund set-aside	-	-		-
09-297	Sept'09	DHHS-Division of Community-Based Care	Ch 144:39,II, L'09	4,687,400	-	4,687,400	item also includes additional \$4,692 of federal funds for audit fund set-aside	-	-		-
09-298	Sept'09	DHHS-Division of Community-Based Care	Ch 144:39,II, L'09	1,946,832	-	1,946,832	item also includes additional \$1,949 of federal funds for audit fund set-aside	-	-		-
09-326	Sept'09	DHHS-Division of Community-Based Care	Ch 144:39,II, L'09	700,700	-	700,700		-	-		700
09-394	Dec'09	DHHS-Division of Community-Based Care	Ch 144:39,II, L'09	1,001,000	-	1,001,000		-	-		1,000
10-093	April'10	DHHS-Division of Community-Based Care	Ch 144:39,II, L'09	197,460	-	197,460	item also includes additional \$198 of federal funds for audit fund set-aside	-	-		-
10-094	April'10	DHHS-Division of Community-Based Care	Ch 144:39,II, L'09	498,521	-	498,521	item also includes additional \$499 of federal funds for audit fund set-aside	-	-		-
10-102	April'10	DHHS-Division of Community-Based Care	Ch 144:39,II, L'09	5,861,751	-	5,861,751	item also includes additional \$707,868 of other federal funds, and increases audit fund set-aside by \$6,196.	-	-		-
10-103	April'10	DHHS-Division of Community-Based Care	Ch 144:39,II, L'09	3,427,217	-	3,427,217	item also includes additional \$3,427,217 of other federal funds, and increases audit fund set-aside by \$3,539.	-	-		-
10-104	April'10	DHHS-Division of Community-Based Care	Ch 144:39,II, L'09	1,363,092	-	1,363,092	item also includes additional \$1,365,819 of other federal funds, and increases audit fund set-aside by \$2,727.	-	-		-

LBAO  
09/19/13

AMERICAN RECOVERY AND REINVESTMENT ACT (ARRA)  
STIMULUS FUNDING

Fiscal Committee Approvals Through Meeting of 09/13/13

Item #	Meeting	Department	Chapter / RSA Reference	Federal	Other	Total	Comments	Temporary Positions Established		Position End Date	Audit Fund Set-Aside
								Full-Time	Part-Time		
		<b>DHHS-Division of Community-Based Care Total</b>		101,340,062	-	101,340,062					50,952
09-244	Aug'09	DHHS-Division of Family Assistance	Ch 144:39,II, L'09	3,762,500	-	3,762,500					3,763
09-294	Aug'09	DHHS-Division of Family Assistance	Ch 144:39,II, L'09	588,478	-	588,478					-
10-127	May'10	DHHS-Division of Family Assistance	Ch 144:39,II, L'09	3,654	-	3,654					2
		<b>DHHS-Division of Family Assistance Total</b>		4,354,632	-	4,354,632					3,765
09-258	Aug'09	DHHS-Medicaid Business and Policy	Ch 144:39,II, L'09	40,058,742	-	40,058,742					40,019
10-058	Feb'10	DHHS-Medicaid Business and Policy	Ch 144:39,II, L'09	282,368	-	282,368					-
10-115	April'10	DHHS-Medicaid Business and Policy	Ch 144:39,II, L'09	6,259,499	-	6,259,499	item also includes additional \$6,262,405 of other federal funds, and increases audit fund set-aside by \$7,711.				4,805
10-165	May'10	DHHS-Medicaid Business and Policy	Ch 144:39,II, L'09	110,891	-	110,891	item also includes \$479,039 of other federal funds, and increases audit fund set-aside by \$648.				-
		<b>DHHS-Medicaid Business and Policy Total</b>		46,711,499	-	46,711,499					44,824
10-090	Mar'10	DHHS-Office of Improvement, Integrity, & Info.	Ch 144:39,II, L'09	182,379	-	182,379					182
		<b>DHHS-Office of Improvement, Integrity, &amp; Info. Total</b>		182,379	-	182,379					182
09-315	Sept'09	DHHS-Division of Public Health Services	Ch 144:39,II, L'09	320,414	-	320,414			1	12/31/2011	320
09-325	Sept'09	DHHS-Division of Public Health Services	Ch 144:39,II, L'09	257,785	-	257,785					258
10-092	April'10	DHHS-Division of Public Health Services	Ch 144:39,II, L'09	121,778	-	121,778					123
10-128	May'10	DHHS-Division of Public Health Services	Ch 144:39,II, L'09	1,125	-	1,125					1
		<b>DHHS-Division of Public Health Services Total</b>		701,102	-	701,102					702
09-262	Aug'09	Information Technology, Department of	RSA 14:30-a, VI	-	50,800	50,800	funds received from Office of Economic Stimulus; FIS 11-028 extends effective date from 6/30/11 to 9/30/11				-
		<b>Information Technology, Department of Total</b>		-	50,800	50,800					-
09-225	Jun'09	Justice, Department of	RSA 14:30-a, VI	366,780	-	366,780					366
09-226	Jun'09	Justice, Department of	RSA 14:30-a, VI	60,301	-	60,301					60
09-227	Jun'09	Justice, Department of	RSA 14:30-a, VI	2,396,463	-	2,396,463	FIS 12-215 extends end date from 2/28/13 to 6/30/13; FIS 13-154 reallocates funds between accounts	3		6/30/2012	2,395
09-228	Jun'09	Justice, Department of	RSA 14:30-a, VI	704,906	-	704,906					704
10-038	Feb'10	Justice, Department of	RSA 14:30-a, VI	98,000	-	98,000	FIS 11-111 extends end date to April 30, 2012		1	4/30/2012	-
		<b>Justice, Department of Total</b>		3,626,450	-	3,626,450					3,525
09-111	April'09	Labor, Department of	RSA 14:30-a, VI	154,300	-	154,300					154

AMERICAN RECOVERY AND REINVESTMENT ACT (ARRA)  
STIMULUS FUNDING

Fiscal Committee Approvals Through Meeting of 09/13/13

Item #	Meeting	Department	Chapter / RSA Reference	Federal	Other	Total	Comments	Temporary Positions Established		Position End Date	Audit Fund Set-Aside
								Full-Time	Part-Time		
09-112	April'09	Labor, Department of	RSA 14:30-a, VI	312,748	-	312,748		-	-		313
09-113	April'09	Labor, Department of	RSA 14:30-a, VI	364,754	-	364,754		-	-		385
09-114	April'09	Labor, Department of	RSA 14:30-a, VI	25,262	-	25,262		-	-		25
09-308	Sept'09	Labor, Department of	RSA 14:30-a, VI	558,591	-	558,591		-	-		559
		<b>Labor, Department of Total</b>		<b>1,415,655</b>	<b>-</b>	<b>1,415,655</b>					<b>1,416</b>
09-240	Jun'09	Office of Economic Stimulus	RSA 14:30-a, VI	10,422,000	-	10,422,000		-	-		10,422
09-353	Oct'09	Office of Economic Stimulus	RSA 14:30-a, VI	(8,855,523)	-	(8,855,523)	reallocation of ARRA funds in this item includes an increase of \$500,000 in class 102 for auditing services in addition to audit fund set-aside amounts.	-	-		9,510
10-062	Feb'10	Office of Economic Stimulus	RSA 14:30-a, VI	(68,890)	-	(68,890)		2	-	9/30/2011	
		<b>Office of Economic Stimulus Total</b>		<b>1,497,587</b>	<b>-</b>	<b>1,497,587</b>					<b>19,932</b>
09-182	May'09	Office of Energy & Planning	RSA 14:30-a, VI	24,764,937	-	24,764,937		-	-		24,765
09-345	Oct'09	Office of Energy & Planning	RSA 14:30-a, VI	9,238,636	-	9,238,636	FIS 11-308 transfers \$4,665 between class lines	-	-		9,239
09-346	Oct'09	Office of Energy & Planning	RSA 14:30-a, VI	71,066	-	71,066		1	-	8/14/2012	71
09-384	Dec'09	Office of Energy & Planning	RSA 14:30-a, VI	1,251,817	-	1,251,817		-	-		1,252
10-203	Jun'10	Office of Energy & Planning	RSA 14:30-a, VI	6,459	-	6,459		1	-	5/31/2013	6
10-204	Jun'10	Office of Energy & Planning	RSA 14:30-a, VI	11,696,202	-	11,696,202		-	-		14,114
		<b>Office of Energy &amp; Planning Total</b>		<b>47,029,117</b>	<b>-</b>	<b>47,029,117</b>					<b>49,447</b>
09-389	Dec'09	Public Utilities Commission	RSA 14:30-a, VI	195,487	-	195,487		3	-	12/31/2012	195
10-112	April'10	Public Utilities Commission	RSA 14:30-a, VI	-	280,000	280,000	funds received from Office of Energy & Planning, FIS 12-057 transfers funds between class lines	-	-		280
10-144	May'10	Public Utilities Commission	RSA 14:30-a, VI	-	30,000	30,000	funds received from Office of Energy & Planning	-	-		30
10-145	May'10	Public Utilities Commission	RSA 14:30-a, VI	(77,401)	-	(77,401)		-	-		(77)
11-089	March'11	Public Utilities Commission	RSA 14:30-a, VI	(7,227)	-	(7,227)		-	-		
		<b>Public Utilities Commission Total</b>		<b>110,859</b>	<b>310,000</b>	<b>420,859</b>					<b>428</b>
09-318	Sept'09	Resources & Economic Development	RSA 14:30-a, VI	-	250,000	250,000	funds received from the Office of Economic Stimulus; FIS 12-123 reallocates \$26,000 for best utilization of funds	1	-	6/30/2012	-
09-354	Oct'09	Resources & Economic Development	RSA 14:30-a, VI	-	70,874	70,874	funds received from the Office of Economic Stimulus	1	-	9/30/2010	-

AMERICAN RECOVERY AND REINVESTMENT ACT (ARRA)  
STIMULUS FUNDING

Fiscal Committee Approvals Through Meeting of 09/13/13

Item #	Meeting	Department	Chapter / RSA Reference	Federal	Other	Total	Comments	Temporary Positions Established		Position End Date	Audit Fund Set-Aside
								Full-Time	Part-Time		
		<b>Resources &amp; Economic Development Total</b>		-	320,874	320,874					-
09-290	Aug'09	Safety, Department of	RSA 14:30-a, VI	-	69,755	69,755	funds received	1	-	6/30/2012	-
09-342	Oct'09	Safety, Department of	RSA 14:30-a, VI	-	244,033	244,033	funds received from the Department of Justice; FIS 12-167 extends end date for grant and the 2 positions approved in original item	2	-	6/30/2012	-
09-347	Oct'09	Safety, Department of	RSA 14:30-a, VI	-	87,362	87,362	funds received from the Office of Economic Stimulus; extends the end date for grant and for position approved in original item.	1	-	6/30/2012	-
		<b>Safety, Department of Total</b>		-	401,150	401,150					-
09-371	Dec'09	Transportation, Department of	RSA 14:30-a, VI	310,070	-	310,070		-	-		-
10-121	April'10	Transportation, Department of	RSA 14:30-a, VI	1,304,433	-	1,304,433		-	-		-
		<b>Transportation, Department of Total</b>		1,614,503	-	1,614,503					-
10-010	Jan'10	Treasury Department	RSA 14:30-a, VI	400,000	-	400,000		-	-		-
		<b>Treasury Department Total</b>		400,000	-	400,000					-
		<b>FY 2010 Total</b>		<b>\$ 263,601,262</b>	<b>\$ 2,857,433</b>	<b>\$ 266,458,695</b>		<b>22</b>	<b>4</b>		<b>\$ 200,246</b>
<b>FISCAL YEAR 2011</b>											
09-222	Jun'09	Administrative Services, Department of	RSA 14:30-a, VI	-	220,205	220,205	funds received from Office of Energy & Planning	-	-		-
10-046	Feb'10	Administrative Services, Department of	RSA 14:30-a, VI	-	4,786	4,786	funds received from Office of Energy & Planning	-	-		-
10-300	Oct'10	Administrative Services, Department of	RSA 14:30-a, VI	82,124	-	82,124		-	-		-
		<b>Administrative Services, Department of Total</b>		82,124	224,991	307,115					-
09-223	Jun'09	Cultural Resources, Department of	RSA 14:30-a, VI	37,992	-	37,992		-	-		38
		<b>Cultural Resources, Department of Total</b>		37,992	-	37,992					38
09-241	Jul'09	DHHS-Division of Community-Based Care	Ch 144:39,II, L'09	2,306,161	-	2,306,161		-	-		2,306
09-252	Aug'09	DHHS-Division of Community-Based Care	Ch 144:39,II, L'09	54,265	-	54,265		-	-		54
09-326	Sept'09	DHHS-Division of Community-Based Care	Ch 144:39,II, L'09	1,697,594	-	1,697,594		-	-		1,698
09-394	Dec'09	DHHS-Division of Community-Based Care	Ch 144:39,II, L'09	(1,001,000)	-	(1,001,000)		-	-		(1,000)
11-092	March'11	DHHS-Division of Community-Based Care	Ch 144:39,II, L'09	2,890,497	-	2,890,497	the non-arr fed	-	-		-
11-100	March'11	DHHS-Division of Community-Based Care	Ch 144:39,II, L'09	8,761,984	-	8,761,984		-	-		8,762
11-101	March'11	DHHS-Division of Community-Based Care	Ch 144:39,II, L'09	17,439,803	-	17,439,803		-	-		17,440

AMERICAN RECOVERY AND REINVESTMENT ACT (ARRA)  
STIMULUS FUNDING

Fiscal Committee Approvals Through Meeting of 09/13/13

Item #	Meeting	Department	Chapter / RSA Reference	Federal	Other	Total	Comments	Temporary Positions Established		Position End Date	Audit Fund Set-Aside
								Full-Time	Part-Time		
11-125	March'11	DHHS-Division of Community-Based Care	Ch 144:39,II, L'09	1,901,509	-	1,901,509	Item included non-ARRA federal funds that are accounted for on additional revenues	-	-		-
		<b>DHHS-Division of Community-Based Care Total</b>		34,050,813	-	34,050,813		-	-		29,260
11-036	Jan'11	DHHS-Bureau of Elderly and Adult Services	Ch 144:39,II, L'09	17,241,609	-	17,241,609		-	-		17,224
11-036	Jan'11	DHHS-Bureau of Elderly and Adult Services	Ch 144:39,II, L'09	26,398,707	-	26,398,707		-	-		26,372
11-191	June'11	DHHS-Bureau of Elderly and Adult Services	Ch 144:39,II, L'09	696,933	-	696,933		-	-		697
		<b>DHHS-Bureau of Elderly and Adult Services Total</b>		44,337,248	-	44,337,248		-	-		44,293
09-244	Aug'09	DHHS-Division of Family Assistance	Ch 144:39,II, L'09	1,237,500	-	1,237,500		-	-		1,238
09-294	Aug'09	DHHS-Division of Family Assistance	Ch 144:39,II, L'09	115,404	-	115,404		-	-		-
10-247	Sept'10	DHHS-Division of Family Assistance	Ch 144:39,II, L'09	3,763	-	3,763		-	-		-
		<b>DHHS-Division of Family Assistance Total</b>		1,356,667	-	1,356,667		-	-		1,238
		DHHS-Division for Children, Youth & Families	Ch 144:39,II, L'09	664,277	-	664,277		-	-		-
11-035	Jan'11	DHHS-Division for Children, Youth & Families	Ch 144:39,II, L'09	2,542,054	-	2,542,054		-	-		2,543
11-171	June'11	DHHS-Division for Children, Youth & Families	Ch 144:39,II, L'09	2,472,621	-	2,472,621		-	-		2,543
		<b>DHHS-Division for Children, Youth &amp; Families Total</b>		5,678,952	-	5,678,952		-	-		5,086
10-090	Mar'10	DHHS-Office of Improvement, Integrity, & Info.	Ch 144:39,II, L'09	2,423,494	-	2,423,494		-	-		2,423
		<b>DHHS-Office of Improvement, Integrity, &amp; Info. Total</b>		2,423,494	-	2,423,494		-	-		2,423
09-315	Sept'09	DHHS-Division of Public Health Services	Ch 144:39,II, L'09	341,595	-	341,595		-	-		341
09-325	Sept'09	DHHS-Division of Public Health Services	Ch 144:39,II, L'09	345,818	-	345,818		-	-		346
10-092	April'10	DHHS-Division of Public Health Services	Ch 144:39,II, L'09	536,704	-	536,704		-	-		536
10-128	May'10	DHHS-Division of Public Health Services	Ch 144:39,II, L'09	98,038	-	98,038		-	-		98
		<b>DHHS-Division of Public Health Services Total</b>		1,322,155	-	1,322,155		-	-		1,321
10-287	Oct'10	DHHS-Medicaid Business and Policy	Ch 144:39,II, L'09	212,493	-	212,493		-	-		212
10-345	Nov'10	DHHS-Medicaid Business and Policy	Ch 144:39,II, L'09 Ch 144:212, L'09	10,395,814	-	10,395,814	Uncompensated Care Fund "DSH"	-	-		10,396
11-074	Feb'11	DHHS-Medicaid Business and Policy	Ch 144:39,II, L'09	36,614,605	-	36,614,605		-	-		36,578
		<b>DHHS-Medicaid Business and Policy Total</b>		47,222,912	-	47,222,912		-	-		47,186
09-130	April'09	Education, Department of	RSA 14:30-a, VI	50,000	-	50,000		-	-		-
09-131	April'09	Education, Department of	RSA 14:30-a, VI	1,000,000	-	1,000,000		-	-		-
09-187	May'09	Education, Department of	RSA 14:30-a, VI	15,310	-	15,310		-	-		-
09-188	May'09	Education, Department of	RSA 14:30-a, VI	-	1,016,418	1,016,418	funds received from Labor-Workforce Opportunity Council	-	-		-
09-266	Aug'09	Education, Department of	RSA 14:30-a, VI	42,713	-	42,713		-	-		43
09-267	Aug'09	Education, Department of	RSA 14:30-a, VI	121,457	-	121,457		-	-		122
09-330	Oct'09	Education, Department of	RSA 14:30-a, VI	977,008	-	977,008		-	-		976
10-004	Jan'10	Education, Department of	RSA 14:30-a, VI	1,085,349	-	1,085,349		-	-		3,209
10-202	Jun'10	Education, Department of	RSA 14:30-a, VI	15,473,827	-	15,473,827	FIS 12-026 transfers \$49,811 between class lines; FIS 12-306 extends end date	1	-	9/30/2011	15,474

AMERICAN RECOVERY AND REINVESTMENT ACT (ARRA)  
STIMULUS FUNDING

Fiscal Committee Approvals Through Meeting of 09/13/13

Item #	Meeting	Department	Chapter / RSA Reference	Federal	Other	Total	Comments	Temporary Positions Established		Position End Date	Audit Fund Set-Aside
								Full-Time	Part-Time		
10-237	Jul'10	Education, Department of	RSA 14:30-a, VI	2,645,093	-	2,645,093	FIS 12-283 transfers \$4552 between class lines and extends end date to 6/30/13	2	-	6/30/2012	2,645
11-086	March'11	Education, Department of	RSA 14:30-a, VI	808,155	-	808,155		-	-		-
11-087	March'11	Education, Department of	RSA 14:30-a, VI	23,730,632	-	23,730,632		-	-		-
		<b>Education, Department of Total</b>		45,949,544	1,016,418	46,965,962		3	-		22,469
11-141	May'11	Employment Security, Department of	RSA 14:30-a, VI	-	561,450	561,450	funds received from DRED	-	-		561
		<b>Employment Security, Department of Total</b>		-	561,450	561,450		-	-		561
10-278	Sept'10	Environmental Services, Department of	RSA 14:30-a, VI	78,217	-	78,217		-	-		-
		<b>Environmental Services, Department of Total</b>		78,217	-	78,217		-	-		-
09-262	Aug'09	Information Technology, Department of	RSA 14:30-a, VI	-	25,000	25,000	funds received from the Office of Economic Stimulus	-	-		-
		<b>Information Technology, Department of Total</b>		-	25,000	25,000		-	-		-
09-225	Jun'09	Justice, Department of	RSA 14:30-a, VI	220,220	-	220,220		-	-		220
09-227	Jun'09	Justice, Department of	RSA 14:30-a, VI	2,089,713	-	2,089,713		-	-		2,090
09-228	Jun'09	Justice, Department of	RSA 14:30-a, VI	353,735	-	353,735	FIS 11-085 chang	-	-		354
		<b>Justice, Department of Total</b>		2,663,668	-	2,663,668		-	-		2,664
09-111	April'09	Labor, Department of	RSA 14:30-a, VI	154,300	-	154,300		-	-		154
09-112	April'09	Labor, Department of	RSA 14:30-a, VI	312,748	-	312,748		-	-		313
09-113	April'09	Labor, Department of	RSA 14:30-a, VI	364,754	-	364,754		-	-		365
		<b>Labor, Department of Total</b>		831,802	-	831,802		-	-		832
09-240	Jun'09	Office of Economic Stimulus	RSA 14:30-a, VI	10,421,276	-	10,421,276		-	-		10,420
09-353	Oct'09	Office of Economic Stimulus	RSA 14:30-a, VI	(9,510,991)	-	(9,510,991)		-	-		(9,510)
10-062	Feb'10	Office of Economic Stimulus	RSA 14:30-a, VI	68,890	-	68,890		-	-		-
		<b>Office of Economic Stimulus Total</b>		979,175	-	979,175		-	-		910
09-182	May'09	Office of Energy & Planning	RSA 14:30-a, VI	547,941	-	547,941		-	-		548
		<b>Office of Energy &amp; Planning Total</b>		547,941	-	547,941		-	-		548
09-345	Oct'09	Office of Energy and Planning	RSA 14:30-a, VI	156,393	-	156,393		-	-		156
09-346	Oct'09	Office of Energy and Planning	RSA 14:30-a, VI	102,883	-	102,883		-	-		103
09-384	Dec'09	Office of Energy and Planning	RSA 14:30-a, VI	5,910	-	5,910	FIS 11-140 request to move funds between class lines	-	-		6
10-203	Jun'10	Office of Energy and Planning	RSA 14:30-a, VI	9,616,302	-	9,616,302	FIS 13-051 reallocates \$136,200 between expenditure classes and extends the completion date from 5/31/13 to 9/30/13.	-	-		9,616
10-204	Jun'10	Office of Energy and Planning	RSA 14:30-a, VI	1,396,892	-	1,396,892		-	-		1,403



AMERICAN RECOVERY AND REINVESTMENT ACT (ARRA)  
STIMULUS FUNDING

Fiscal Committee Approvals Through Meeting of 09/13/13

Item #	Meeting	Department	Chapter / RSA Reference	Federal	Other	Total	Comments	Temporary Positions Established		Position End Date	Audit Fund Set-Aside
								Full-Time	Part-Time		
10-265	Sept'10	Office of Energy and Planning	RSA 14:30-a, VI	102,504	-	102,504	FIS 11-134 request to move funds between class lines; FIS 12-255 request to move funds between class lines and extend end date	-	-		-
10-280	Sept'10	Office of Energy and Planning	RSA 14:30-a, VI	-	-	-		2	-	4/30/2012	-
10-323	Nov'10	Office of Energy and Planning	RSA 14:30-a, VI	2,565,000	-	2,565,000	FIS 11-113 reallocates funds in FY 11 and FY 12; FIS 12-054 transfers between class lines and extends end date.	-	-		-
<b>Office of Energy and Planning Total</b>				13,945,884	-	13,945,884		2	-		11,284
09-389	Dec'09	Public Utilities Commission	RSA 14:30-a, VI	299,603	-	299,603		-	-		300
10-112	April'10	Public Utilities Commission	RSA 14:30-a, VI	-	140,000	140,000	funds received from Office of Energy & Planning	-	-		140
10-144	May'10	Public Utilities Commission	RSA 14:30-a, VI	-	350,000	350,000	funds received from Office of Energy & Planning	-	-		350
10-145	May'10	Public Utilities Commission	RSA 14:30-a, VI	22,779	-	22,779		-	-		23
11-089	March'11	Public Utilities Commission	RSA 14:30-a, VI	(22,094)	-	(22,094)		-	-		-
<b>Public Utilities Commission Total</b>				300,288	490,000	790,288		-	-		813
09-318	Sept'09	Resources & Economic Development	RSA 14:30-a, VI	-	250,000	250,000	funds received from the Office of Economic Stimulus	-	-		-
10-266	Sept'10	Resources & Economic Development	RSA 14:30-a, VI	972,474	-	972,474		-	-		-
11-029	Jan'11	Resources & Economic Development	RSA 14:30-a, VI	-	71,041	71,041	funds received from UNH to support broadband director pos	1	-		-
11-141	May'11	Resources & Economic Development	RSA 14:30-a, VI	561,450	-	561,450	FIS 13-010 extends end date for both DRED and DES to March 31, 2013; FIS 13-077 extends end date to 9/30/13.	-	-		-
<b>Resources &amp; Economic Development Total</b>				1,533,924	321,041	1,854,965		1	-		-
09-290	Aug'09	Safety, Department of	RSA 14:30-a, VI	-	92,428	92,428	funds received from the Department of Justice	-	-		-

AMERICAN RECOVERY AND REINVESTMENT ACT (ARRA)  
STIMULUS FUNDING

Fiscal Committee Approvals Through Meeting of 09/13/13

Item #	Meeting	Department	Chapter / RSA Reference	Federal	Other	Total	Comments	Temporary Positions Established		Position End Date	Audit Fund Set-Aside
								Full-Time	Part-Time		
09-342	Oct'09	Safety, Department of	RSA 14:30-a, VI	-	267,533	267,533	funds received from the Department of Justice	-	-		-
09-347	Oct'09	Safety, Department of	RSA 14:30-a, VI	-	98,294	98,294	funds received from the Office of Economic Stimulus, FIS 13-023 reallocates \$29,300 of funds and accepts another \$28,815 of funds from NHDOJ	1	-		-
11-177	June'11	Safety, Department of	RSA 14:30-a, VI	-	350,691	350,691	funds received from UNH to hire 2 temp fulltime microwave techs	-	2		-
		<b>Safety, Department of Total</b>		-	808,946	808,946		1	2		-
10-121	April'10	Transportation, Department of	RSA 14:30-a, VI	3,130,638	-	3,130,638		-	-		-
11-183	June'11	Transportation, Department of	RSA 14:30-a, VI	-	5,510,875	5,510,875	funds received from UNH	-	-		-
		<b>Transportation, Department of Total</b>		-	5,510,875	5,510,875		-	-		-
10-010	Jan'10	Treasury Department	RSA 14:30-a, VI	1,600,000	-	1,600,000		-	-		-
		<b>Treasury Department Total</b>		1,600,000	-	1,600,000		-	-		-
		<b>FY 2011 Total</b>		<b>\$ 208,073,438</b>	<b>\$ 8,958,721</b>	<b>\$ 217,032,159</b>		<b>7</b>	<b>2</b>		<b>\$ 170,926</b>
<b>FISCAL YEAR 2012</b>											
09-222	Jun'09	Administrative Services, Department of	RSA 14:30-a, VI	-	192,889	192,889	funds received from Office of Energy & Planning	-	-		-
		<b>Administrative Services, Department of Total</b>		-	192,889	192,889		-	-		-
09-315	Sept'09	DHHS-Division of Public Health Services	Ch 144:39,II, L'09	75,542	-	75,542		-	-		96
		<b>DHHS-Division of Public Health Services Total</b>		75,542	-	75,542		-	-		96
11-341	Dec'11	DHHS - Office of Information Services	Chapter 224:14, II, Laws of 2011	(494,078)	-	(494,078)		-	-		-
		<b>DHHS - Office of Information Services Total</b>		(494,078)	-	(494,078)		-	-		-
09-267	Aug'09	Education, Department of	RSA 14:30-a, VI	36,436	-	36,436		-	-		36
09-330	Oct'09	Education, Department of	RSA 14:30-a, VI	273,517	-	273,517		-	-		275
10-237	Jul'10	Education, Department of	RSA 14:30-a, VI	5,943,121	-	5,943,121	FIS 13-129 amends by transferring funds between accounts	-	-		5,943
11-255	Sept'11	Education, Department of	RSA 14:30-a, VI	605,624	-	605,624		-	-		-
		<b>Education, Department of Total</b>		6,858,698	-	6,858,698		-	-		6,254
	May'11	Employment Security, Department of	RSA 14:30-a, VI	-	147,000	147,000	funds received from DRED	-	-		147
11-316	Oct'11	Employment Security, Department of	RSA 14:30-a, VI	58,000	-	58,000		-	-		58
		<b>Employment Security, Department of Total</b>		58,000	147,000	205,000		-	-		205
09-227	Jun'09	Justice, Department of	RSA 14:30-a, VI	1,767,579	-	1,767,579		-	-		1,769
		<b>Justice, Department of Total</b>		1,767,579	-	1,767,579		-	-		1,769

AMERICAN RECOVERY AND REINVESTMENT ACT (ARRA)  
STIMULUS FUNDING

Fiscal Committee Approvals Through Meeting of 09/13/13

Item #	Meeting	Department	Chapter / RSA Reference	Federal	Other	Total	Comments	Temporary Positions Established		Position End Date	Audit Fund Set-Aside
								Full-Time	Part-Time		
09-182	May'09	Office of Energy & Planning	RSA 14:30-a, VI	466,891	-	466,891		-	-		467
		<b>Office of Energy &amp; Planning Total</b>		466,891	-	466,891		-	-		467
09-345	Oct'09	Office of Energy and Planning	RSA 14:30-a, VI	156,393	-	156,393		-	-		156
09-346	Oct'09	Office of Energy and Planning	RSA 14:30-a, VI	121,302	-	121,302		-	-		121
09-384	Dec'09	Office of Energy and Planning	RSA 14:30-a, VI	4,273	-	4,273		-	-		4
10-203	Jun'10	Office of Energy and Planning	RSA 14:30-a, VI	183,721	-	183,721	FIS 13-051 reallocates \$136,200 between expenditure classes and extends the completion date from 5/31/13 to 9/30/13.	-	-		184
10-204	Jun'10	Office of Energy and Planning	RSA 14:30-a, VI	4,929,007	-	4,929,007		-	-		5,742
10-265	Sept'10	Office of Energy and Planning	RSA 14:30-a, VI	(87,579)	-	(87,579)		-	-		-
11-309	Oct'11	Office of Energy and Planning	RSA 14:30-a, VI	-	90,000	90,000	FIS 12-164 reallocates \$4,850 between class lines	-	-		-
12-132	April'12	Office of Energy and Planning	RSA 14:30-a, VI	36,644	-	36,644	FIS 12-256 reallocates \$1,200 between class lines. FIS 13-050 reallocates \$16,575 between class lines and extends the grant from 9/30/12 to 9/30/12.	-	-		-
		<b>Office of Energy and Planning Total</b>		5,343,761	90,000	5,433,761		-	-		6,207
09-318	Sept'09	Resources & Economic Development	RSA 14:30-a, VI	-	250,000	250,000	funds received from the Office of Economic Stimulus	-	-		-
11-141	May'11	Resources & Economic Development	RSA 14:30-a, VI	147,000	-	147,000		-	-		-
11-153	June'11	Resources & Economic Development	RSA 14:30-a, VI	-	75,442	75,442	funds received from UNH to support broadband director pos established in FIS 11-029	-	-		-
		<b>Resources &amp; Economic Development Total</b>		147,000	325,442	472,442		-	-		-
09-389	Dec'09	Public Utilities Commission	RSA 14:30-a, VI	217,901	-	217,901		-	-		218
10-112	April'10	Public Utilities Commission	RSA 14:30-a, VI	-	96,000	96,000	funds received from Office of Energy & Planning	-	-		96

AMERICAN RECOVERY AND REINVESTMENT ACT (ARRA)  
STIMULUS FUNDING


Fiscal Committee Approvals Through Meeting of 09/13/13

Item #	Meeting	Department	Chapter / RSA Reference	Federal	Other	Total	Comments	Temporary Positions Established		Position End Date	Audit Fund Set-Aside
								Full-Time	Part-Time		
10-144	May'10	Public Utilities Commission	RSA 14:30-a, VI	-	120,000	120,000	funds received from Office of Energy & Planning	-	-		120
10-145	May'10	Public Utilities Commission	RSA 14:30-a, VI	43,880	-	43,880		-	-		44
11-089	March'11	Public Utilities Commission	RSA 14:30-a, VI	54,143	-	54,143		-	-		-
12-130	April'11	Public Utilities Commission	RSA 14:30-a, VI	-	100,000	100,000	funds received from OEP	-	-		-
		<b>Public Utilities Commission Total</b>		315,924	316,000	631,924		-	-		478
09-290	Aug'09	Safety, Department of	RSA 14:30-a, VI	-	81,947	81,947	funds received from the Department of Justice	-	-		-
09-342	Oct'09	Safety, Department of	RSA 14:30-a, VI	-	174,360	174,360	funds received from the Department of Justice	-	-		-
09-347	Oct'09	Safety, Department of	RSA 14:30-a, VI	-	91,044	91,044	funds received from the Office of Economic Stimulus	-	-		-
		<b>Safety, Department of Total</b>		-	347,351	347,351		-	-		-
		<b>FY 2012 Total</b>		14,539,318	1,418,682	15,958,000		-	-		15,476
<b>FISCAL YEAR 2013</b>											
11-341	Dec'11	DHHS - Office of Information Services	Chapter 224:14, II, Laws of 2011	963,258	-	963,258		-	-		1,194
		<b>DHHS - Office of Information Services Total</b>		963,258	-	963,258		-	-		1,194
11-141	May'11	Employment Security, Department of	RSA 14:30-a, VI	-	35,550	35,550	funds received from DRED	-	-		36
		<b>Employment Security, Department of Total</b>		-	35,550	35,550		-	-		36
11-141	June '13	Environmental Services, Department of	RSA 14:30-a, VI	-	140,000	140,000	funds received from OEP	-	-		36
		<b>Environmental Services, Department of Total</b>		-	140,000	140,000		-	-		36
09-345	Oct'09	Office of Energy and Planning	RSA 14:30-a, VI	42,078	-	42,078		-	-		43
09-346	Oct'09	Office of Energy and Planning	RSA 14:30-a, VI	25,477	-	25,477		-	-		25
10-203	Jun'10	Office of Energy and Planning	RSA 14:30-a, VI	193,518	-	193,518	FIS 13-051 reallocates \$136,200 between expenditure classes and extends the completion date from 5/31/13 to 9/30/13. FIS 13-100 reallocates \$45,000 between classes.	-	-		194
10-265	Sept'10	Office of Energy and Planning	RSA 14:30-a, VI	(14,925)	-	(14,925)		-	-		-
		<b>Office of Energy and Planning Total</b>		246,148	-	246,148		-	-		262
11-141	May'11	Resources & Economic Development	RSA 14:30-a, VI	35,550	-	35,550		-	-		-

AMERICAN RECOVERY AND REINVESTMENT ACT (ARRA)  
STIMULUS FUNDING

Fiscal Committee Approvals Through Meeting of 09/13/13

Item #	Meeting	Department	Chapter / RSA Reference	Federal	Other	Total	Comments	Temporary Positions Established		Position End Date	Audit Fund Set-Aside
								Full-Time	Part-Time		
11-153	June'11	Resources & Economic Development	RSA 14:30-a, VI	-	78,301	78,301	funds received from UNH to support broadband director pos established in FIS 11-029	-	-		-
<b>Resources &amp; Economic Development Total</b>				35,550	78,301	113,851		-	-		-
09-389	Dec'09	Public Utilities Commission	RSA 14:30-a, VI	70,547	-	70,547		-	-		71
10-145	May'10	Public Utilities Commission	RSA 14:30-a, VI	10,742	-	10,742		-	-		10
11-089	March'11	Public Utilities Commission	RSA 14:30-a, VI	(32,049)	-	(32,049)		-	-		
<b>Public Utilities Commission Total</b>				49,240	-	49,240		-	-		81
13-088	April'13	Safety, Department of	RSA 14:30-a, VI	-	12,487	12,487	Funds transferred from DOJ	-	-		-
<b>Safety, Department of Total</b>				-	12,487	12,487		-	-		-
<b>FY 2013 Total</b>				1,294,196	266,338	1,560,534		-	-		1,609
<b>FISCAL YEAR 2014</b>											
13-199	Sept'13	DHHS - Office of Information Services	RSA 14:30-a, VI	672,781	-	-	Allows for the use of consultants	-	-		672
<b>DHHS - Office of Information Services Total</b>				672,781	-	-		-	-		672
<b>FY 2014 Total</b>				672,781	-	-		-	-		672
<b>CUMULATIVE TOTAL</b>				\$ 799,206,522	\$ 13,726,119	\$ 812,259,861		57	22		\$ 670,507



JEFFRY A. PATTISON  
Legislative Budget Assistant  
(603) 271-3161

MICHAEL W. KANE, MPA  
Deputy Legislative Budget Assistant  
(603) 271-3161

## State of New Hampshire

OFFICE OF LEGISLATIVE BUDGET ASSISTANT  
State House, Room 102  
Concord, New Hampshire 03301

RICHARD J. MAHONEY, CPA  
Director, Audit Division  
(603) 271-2785

October 10, 2013

Fiscal Committee of the General Court  
The Honorable Mary Jane Wallner, Chairman  
State House  
Concord, New Hampshire 03301

Dear Representative Wallner and Members of the Committee,

I am writing to inform you of actions taken under the authority granted to me to approve step increases for employees of the LBA Office. I approved step increases as of the increment date for the following employees:


Chris Shea: Effective July 1, 2013, a two-step increase from grade N-6 to N-8.  
Date of hire: July 1, 1996    Date of previous increment: July 1, 2010

Kimberly Bisson: Effective August 5, 2013, a one step increase from grade K-3 to K-4.  
Date of hire: July 9, 2008    Date of previous increment: July 9, 2010

Margaret Denoncourt: Effective August 20, 2013, a one step increase from grade K-4 to K-5.  
Date of hire: June 13, 2005    Date of previous increment: August 20, 2010

Please let me know if you have any questions.

Sincerely,



Jeffrey A. Pattison  
Legislative Budget Assistant

JAP/ttm

JOINT LEGISLATIVE FACILITIES COMMITTEE  
 LEGISLATIVE BRANCH  
 DETAIL OF BALANCE OF FUNDS AVAILABLE  
 FISCAL YEAR 2014  
 As of 9/30/2013

Legislative Branch:	Org/ Class	Balance Forward	Appropriation	Income	Transfers	Expenditures	Encumb rances	Balance Available
<b>Senate:</b>	<b>1170</b>							
Personal srvs. - members	011		6,821.00					6,821.00
Personal srvs. - nonclassi	016		1,703,108.00			341,409.30		1,361,698.70
Current expenses	020		44,308.00			2,640.55		41,667.45
Rents-Leases other than state	022		9,500.00			2,112.94		7,387.06
Equipment	030		1,000.00			275.50		724.50
Telecommunications	039		24,192.00			3,982.74		20,209.26
Legal srvs.& consultants	046		77,000.00			5,000.00		72,000.00
Personal srvs. - temp/app	050		104,919.00			6,749.45		98,169.55
Benefits	060		605,374.00			149,790.39		455,583.61
Employee training	066		100.00					100.00
Travel:								
In state	070		155,000.00			20,411.26		134,588.74
Out of state	080		11,500.00			150.00		11,350.00
President's discretionary fund	285		4,499.00			60.00		4,439.00
Contingency	289		1.00					1.00
<b>Total</b>		0.00	2,747,322.00	0.00	0.00	532,582.13		2,214,739.87

Legislative Branch - continued:	Org/ Class	Balance Forward	Appropriation	Income	Transfers	Expenditures	Encumb rances	Balance Available
<b>House</b>	<b>1180</b>							
Personal srvs. - members	011		2,000.00			200.00		1,800.00
Personal srvs. - nonclassi	016		1,620,378.00			384,882.79		1,235,495.21
Current expenses	020		55,000.00			5,370.14		49,629.86
Rents-Leases Other than State	022		4,200.00			973.56		3,226.44
Maint. Other than bldg/grnd	024		6,000.00					6,000.00
Equipment	030		3,000.00					3,000.00
Telecommunications	039		30,000.00			6,767.46		23,232.54
Consultants	046		80,000.00					80,000.00
Personal srvs. - temp/app	050		260,517.00			21,186.25		239,330.75
Benefits	060		779,846.00			149,816.24		630,029.76
Employee training	066		300.00					300.00
Travel:								
In state	070		1,100,000.00			85,775.96		1,014,224.04
Out of state	080		100,000.00			16,865.04		83,134.96
Speaker's special fund	286		6,000.00			1,251.66		4,748.34
Democratic Leader's Account	287		3,500.00			120.00		3,380.00
Republican Leader's Account	288		3,500.00			430.17		3,069.83
<b>Total</b>		<b>0.00</b>	<b>4,054,241.00</b>	<b>0.00</b>	<b>0.00</b>	<b>673,639.27</b>		<b>3,380,601.73</b>



Legislative Branch - continued:		Balance Forward	Appropriation	Income	Transfers	Expenditures	Encumb rances	Balance Available
<b>Operations</b>	<b>1160</b>							
Personal srvs. - nonclassi	016		202,620.00			47,028.87		155,591.13
Current expenses	020		3,000.00			778.19		2,221.81
Telecommunications	039		9,000.00			1,957.23		7,042.77
Benefits	060		143,526.00			31,911.89		111,614.11
<b>Total</b>		0.00	358,146.00		0.00	81,676.18		276,469.82
<b>Joint Expenses</b>	<b>8677</b>							
Current expenses	020		50,000.00			1,835.29		48,164.71
Rents-Leases Other Than State	022		10,000.00			1,164.91		8,835.09
Organizational Dues	026		126,761.00			126,761.00		0.00
Equipment New/Replacement	030		10,000.00			309.99		9,690.01
Consultants	046		3,000.00					3,000.00
Transfer to Other State Agencies	049		3,000.00					3,000.00
Legislative Printing & Binding	290		285,000.00			11,156.10		273,843.90
Joint Orientation	291		0.00					0.00
<b>Total</b>		0.00	487,761.00	0.00	0.00	141,227.29	0.00	346,533.71
Less estimated Revenue		90.12	-12,000.00	1,212.86	(A)			-10,697.02
<b>Total</b>		90.12	475,761.00	1,212.86	0.00	141,227.29	0.00	335,836.69
<b>Joint Legislative Historical Committee</b>	<b>8870-214</b>	66,475.76	10,000.00			8,495.00		67,980.76

Legislative Branch - continued:		Balance Forward	Appropriation	Income	Transfers	Expenditures	Encumb rances	Balance Available
<b>Visitor's Center:</b>		<b>1229</b>						
Personal svcs. - nonclassi	016		98,260.00			22,618.65		75,641.35
Current Expenses	020		750.00			49.11		700.89
Telecommunications	039		1,100.00			217.04		882.96
Benefits	060		61,711.00			13,620.80		48,090.20
<b>Total</b>		0.00	161,821.00		0.00	36,505.60		125,315.40
<b>Visitor's Ctr. Revolving Fund (G)</b>		<b>1230</b>						
Souvenir Purchases	106	1,166.93	0.00		48,904.00	7,941.39	90.00	42,039.54
Revenue	2016	48,904.22	0.00	8,333.42	(48,904.00)			8,333.64
<b>Total</b>		50,071.15	0.00	8,333.42	0.00	7,941.39	90.00	50,373.18
<b>Legislative Accounting:</b>		<b>1166</b>						
Personal svcs. - nonclassi	016		201,784.00			45,828.00		155,956.00
Current expenses	020		1,500.00			49.99		1,450.01
Telecommunications	039		900.00			167.97		732.03
Benefits	060		103,325.00			23,889.31		79,435.69
<b>Total</b>		0.00	307,509.00		0.00	69,935.27		237,573.73

Legislative Branch - continued:	Org/ Class	Balance Forward	Appropriation	Income	Transfers	Expenditures	Encumb rances	Balance Available
<b>General Court Info. Systems:</b>	<b>4654</b>							
Personal srvs. - nonclassi	016		376,161.00			71,793.75		304,367.25
Current expenses	020		32,000.00			2,746.08		29,253.92
Technology - Hardware	037		80,000.00			2,511.90		77,488.10
Technology - Software	038		90,000.00			3,379.58	473.07	86,147.35
Telecommunications	039		2,500.00			457.67		2,042.33
Benefits	060		176,834.00			29,040.51		147,793.49
<b>Total</b>		0.00	757,495.00		0.00	109,929.49	473.07	647,092.44
<b>Protective Services:</b>	<b>1164</b>							
Personal srvs. - nonclassi	016		361,068.00			81,573.76		279,494.24
Current expenses	020		2,700.00			11.54		2,688.46
Telecommunications	039		4,300.00			1,062.86		3,237.14
Benefits	060		205,406.00			44,445.64		160,960.36
<b>Total</b>		0.00	573,474.00		0.00	127,093.80		446,380.20

Legislative Branch - continued:		Balance Forward	Appropriation	Income	Transfers	Expenditures	Encumb rances	Balance Available
<b>Health Services:</b>	<b>1165</b>							
Current expenses	020		1,500.00			417.45		1,082.55
Telecommunications	039		500.00			116.98		383.02
Personal srvs. - temp/app	050		57,428.00			7,839.48		49,588.52
Benefits	060		4,393.00			599.72		3,793.28
<b>Total</b>		0.00	63,821.00		0.00	8,973.63		54,847.37
<b>Legislative Services:</b>	<b>1270</b>							
Personal srvs. - nonclassi	016		1,538,188.00			341,257.88		1,196,930.12
Current expenses	020		19,300.00			1,811.01		17,488.99
Rents-Leases other than State	022		5,500.00			1,287.00		4,213.00
Telecommunications	039		7,000.00			1,568.92		5,431.08
Personal srvs. - temp/app	050		25,000.00			3,193.57		21,806.43
Benefits	060		692,823.00			149,517.13		543,305.87
Employee training	066		1,500.00					1,500.00
Printing and binding	290		8,000.00			1,108.98		6,891.02
<b>Total</b>		0.00	2,297,311.00		0.00	499,744.49		1,797,566.51
Less estimated revenue	009/2045	-53.32	-1,000.00	65.00	©			-988.32
<b>Total</b>		-53.32	2,296,311.00	65.00 ©	0.00	499,744.49		1,796,578.19

Legislative Branch - continued:		Balance Forward	Appropriation	Income	Transfers	Expenditures	Encumb rances	Balance Available
<b>Budget Division:</b>	<b>1221</b>							
Personal srvs. - nonclassi	016		637,469.00			154,537.95		482,931.05
Current expenses	020		10,967.00			147.71		10,819.29
Rents-Leases other than State	022		6,000.00			1,365.25		4,634.75
Organizational Dues	026		100.00					100.00
Equipment	030		2,500.00			689.00		1,811.00
Telecommunications	039		3,033.00			825.69		2,207.31
Consultants	046		15,000.00					15,000.00
Personal srvs. - temp/app	050		88,055.00		(2,500.00)			85,555.00
Benefits	060		218,925.00			66,930.11		151,994.89
Employee training	066		3,500.00					3,500.00
In state travel	070		500.00					500.00
Out of state travel	080		100.00		2,500.00	900.68		1,699.32
<b>Total</b>		0.00	986,149.00		0.00	225,396.39		760,752.61

**Legislative Budget Assistant:**

<b>Audit Division:</b>	<b>1222</b>							
Personal srvs. - nonclassi	016		2,080,979.00			411,386.77		1,669,592.23
Current expenses	020		12,860.00			2,792.75		10,067.25
Rents-Leases other than State	022		100,000.00			97,524.00		2,476.00
Equipment	030		20,000.00					20,000.00
Telecommunications	039		2,040.00			426.21		1,613.79
Consultants	046		570,000.00			42,000.00		528,000.00
Personal srvs. - temp/app	050		49,948.00			5,836.65		44,111.35
Benefits	060		815,560.00			197,920.89		617,639.11
Employee training	066		40,000.00			1,799.00		38,201.00
In state travel	070		15,000.00			253.45		14,746.55
Out of state travel	080		100.00					100.00
<b>Total</b>		0.00	3,706,487.00	0.00	0.00	759,939.72		2,946,547.28
Less estimated revenue	006/1251	556,382.00	-488,205.00		(D)			68,177.00
<b>Total</b>		556,382.00	3,218,282.00	0.00	0.00	759,939.72		3,014,724.28

<b>Total</b>		672,965.71	16,010,332.00	9,611.28	0.00	3,283,079.65	563.07	13,409,266.27
--------------	--	------------	---------------	----------	------	--------------	--------	---------------

- (A) Proceeds from the sale of legislative subscriptions, advance sheets, permanent journals, and rosters, and royalties from Lexis Law Publishing.
- (B) Pursuant to Chapter 177:151 State House Visitor's Center Revolving Fund established - Proceeds from sales of souvenirs and expenditures from souvenir purchases transferred to V.C. Revolving account effective 10/18/06.
- (C) Proceeds from sales of photocopies and rulemaking registers.
- (D) Auditing fees



# State of New Hampshire

FIS 13 213

DEPARTMENT OF HEALTH AND HUMAN SERVICES

129 PLEASANT STREET, CONCORD, NH 03301-3857

~~603-271-6888~~ FAX: 603-271-4912 TDD ACCESS: 1-800-735-2964

New Number: 603-271-9200

NICHOLAS A. TOUMPAS  
COMMISSIONER

September 5, 2013

The Honorable Mary Jane Wallner, Chairman  
Fiscal Committee of the General Court  
State House  
Concord, NH 03301

*Re: Dashboard – July 2013*

## Information

The Department of Health and Human Services is providing this dashboard report, which provides a status on demand for services in entitlement programs. The purposes of this dashboard are to:

1. Provide summary information on enrollments in several high cost programs,
2. Monitor high level fiscal issues to ensure sufficient funding is available for entitlement programs and for programs intended by the legislature, and to
3. Provide a summary of significant administrative and operations initiatives.

## Explanation

### Mission

The Department's mission is "to join communities and families in providing opportunities for citizens to achieve health and independence." The majority of individuals serviced by the Department fall into three groups, and programs to help these individuals require different approaches with differing objectives.

- Permanently Disabled Individuals include the developmentally disabled, frail elderly and those with mental health issues who require long term care services. The objective is to help them maximize their independence, to allow to the extent it is safe for the individual, to live within a community, while recognizing that for many there will always be a need for long-term services and supports.
- Temporarily Low Income Individuals are those who have exhausted their financial resources due a loss of employment, divorce, or temporary health issues. These individuals have the ability to likely recover their independence when jobs are available or their current crises are overcome with the appropriate interim supports.
- Chronically Low Income Individuals are the most complex. Breaking the cycle of poverty for the chronically low income requires a commitment from public and state leaders to invest in programs that will support a coordinated statewide effort including, not only the Department of Health and Human Services, but also Education, Corrections, and Employment Security.

For the month ended July 2013, the Department provided services to an average of 153,075 individuals per month. This represented a decrease of 2.3% versus the prior year. The largest programs managed by the Department are the food stamp, Medicaid, and FANF programs, which provide supports to low-income individuals. As noted in the following table, growth in caseloads for these programs has slowed from the years of the recession but remain at high, unprecedented levels.

Medicaid caseloads have stabilized but remain at historic highs. A recent forecast developed for the Department project a 1.0% annual increase in caseloads. The budget for SFY14-15 assumes no growth in caseloads. The Department is implementing a managed care program to provide these services, which will not change the eligibility, but will impact how Medicaid services are delivered

<b>Average Enrollment (Persons) Month of July</b>				
	<b>2010</b>	<b>2011</b>	<b>2012</b>	<b>2013</b>
Total Unduplicated Persons	150,572	153,928	156,637	153,075
<i>Pct Increase from Prior Year</i>	7.46%	2.23%	1.76%	-2.27%
Medicaid Persons	118,831	119,814	129,569	129,255
<i>Pct Increase from Prior Year</i>	4.36%	0.83%	-0.20%	-0.24%CHIP Adjusted
Food Stamp Persons	109,131	113,984	117,625	115,691
<i>Pct Increase from Prior Year</i>	25.66%	4.45%	3.19%	-1.64%
FANF Persons	13,920	12,046	8,690	7,926
<i>Pct Increase from Prior Year</i>	4.06%	-13.46%	-27.86%	-8.79%
APTD Persons	8,617	9,031	8,405	7,962
<i>Pct Increase from Prior Year</i>	9.70%	4.80%	-6.93%	-5.27%
Elderly Nursing Services	7,284	7,142	7,225	Not available
<i>Pct Increase from Prior Year</i>	-4.32%	-1.95%	1.16%	

**Funding Issues**

As noted in Table A, the Department is tracking a projected general fund shortfall for the biennium of \$34.8 million and the approve budget assumes another \$47.6 million of lapse from Department appropriations. The Department has historically been proactive in dealing with budget shortfalls and the current budget issues will be addressed in a similar manner. The day the budget was passed, the Department began work on assessing funding shortfalls and options for addressing those shortfalls.

- We have implemented a hiring freeze for all non-direct care positions with an objective of maintaining 250 vacancies.
- We reviewed all of our administrative accounts looking for areas for potential reduction.
- Similar to the LBA process during the Senate phase of the budget, we prepared a list of program areas where significant general funds were added to our budget.

With this information in hand, we are working with the Governor’s office to develop a cost reduction plan to address both the projected shortfall. Since many of the cost reduction initiatives are likely to require changes in legislation, it is expected the plan will be presented to Fiscal Committee at the appropriate time.

**Operations & Administration**

The Department has a number of operations challenges for the current biennium. Several significant changes to service delivery systems and operational infrastructure are in process. These include:



#### Service Delivery

1. Medicaid Care Management for Medical and Long Term Care Services
2. Implementation of Children in Need of Services (CHINS) Voluntary Services
3. Implementation of the 10-Year Mental Health Plan
4. State Innovation Model (SIM) Grant
5. Balanced Incentive Program (BIP) Grant

#### Medicaid Model

6. Development of an 1115 Waiver to restructure the Medicaid program
7. Implementation of authorized elements of the Affordable Care Act (ACA)
  - a. Implementation of the Modified Adjusted Gross Income
  - b. Federally Facilitated Marketplace
  - c. Federally Funded Primary Care Rate Increase

#### Information Technology

8. Medicaid Management Information System
9. Service Delivery System Transformation – Data Repository
10. Health Information Exchange
11. Replace Child Support Information System (NECSSES)
12. Complete the installation of the Medicaid Management Information System (MMIS)
13. Continue the modernization of the eligibility determination system (New HEIGHTS)
14. Implement Electronic Medical Record at New Hampshire Hospital
15. Implement WISDOM Public Health Performance Management System

Additionally, legislation related to medical marijuana and family planning services provided no funding for implementation and will require resources be transferred from other areas of the Department's budget.

These projects and high caseloads are straining the Department's capacity. In July 2008, the Department provided services to 125,236; today the Department provides services to 153,025 individuals, representing an increase of 27,839 (22.2%). In July 2008, the Department had 3,095 filled positions. The number of filled positions has fallen to 2,596, representing a loss of 499 positions. The decline in number of staff is exacerbated by the fact that nearly 12% of the Department's workforce is age 60 with at least 10 years of services and eligible for retirement. This potential drain of experienced staff combined with the organizational downsizing and transformation challenges creates risk to the Department's core competencies.

#### Litigation & Audits

In addition to managing current operations and working toward implementation of the significant transformation initiatives required in the budget for SFY2013, Department resources have become disproportionately directed at and continue to be consumed to addressing audits and litigation including:

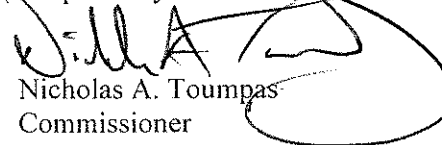
- Litigation involving acute care hospitals
- Litigation involving the Olmstead regulations for the mental health services
- Litigation involving providers of residential care for children
- Managing the disproportionate share program
- Office of Inspector General audits
- Federal review of Title IV-E
- LBA audits such as the recently completed audit of EBT cards NH Hospital and the Sununu Youth Services Center
- State Single Audit

One new issue related to the Medicaid Disproportionate Share (DSH) program for New Hampshire Hospital (NHH). NHH receives approximately \$18 million per year from the DSH program for services for uninsured patients. In 2008, CMS issued rules defining "uninsured" to be more restrictive than the service-specific definition previously employed and applied the definition on an individual-specific basis rather than a service-specific basis. This reduces the costs that can be claimed for DSH since many clients have insurance, but not for the services being rendered by NHH. Numerous states, including New Hampshire, members of Congress, and related stakeholders expressed their concern that the 2008 DSH final rule definition of the uninsured deviated from prior guidance and would have a significant financial impact on States and hospitals. In January 2012 CMS issued a proposed rule, which will reinstate the broader definition. In December 2012, CMS indicated the final rule might be issued in April 2013. This did not occur. NHH has and continues to believe when the final, broader, rule is issued, it will retain DSH federal funding at historical levels and has been budgeting under that assumption.

### Summary

The Department has continually strived to deliver high quality and cost-effective services to individuals requiring support services and to the taxpayers who fund those services and to improve the value of the services delivered. Successful transition to a new business structure, however, is challenged by continuing reduction in resources and resistance from existing delivery systems and stakeholders.

Respectfully submitted,




Nicholas A. Toumpas  
Commissioner

Enclosure

cc: The Honorable Mary Jane Wallner, Chairman, House Finance Committee  
The Honorable Chuck W. Morse, Chairman, Senate Finance Committee  
The Honorable James MacKay, House Health, Human Services & Elderly Affairs Committee  
The Honorable Nancy Stiles, Senate Health, Education & Human Services Committee  
Her Excellency, Governor Margaret Wood Hassan  
The Honorable Raymond S. Burton  
The Honorable Colin Van Ostern  
The Honorable Chris Sununu  
The Honorable Christopher Pappas  
The Honorable Debora B. Pignatelli  
The Honorable Terie Norelli  
The Honorable Peter Bragdon  
Jeffrey A. Pattison, Legislative Budget Assistant  
House Finance Committee

Mary Allen	Richard Barry	Bernard Benn
Thomas Bucu	John Cebrowski	Daniel Eaton
Robert Elliott	Susan Ford	Marilinda Garcia
William Hatch	David Huot	Neal Kurk
Peter Leishman	Alfred Lerandean	Dan McGuire
Sharon Nordgren	Lynne Ober	Katherine Rogers
Cindy Rosenwald	Stephen Spratt	Karen Umberger
Robert Walsh	Kenneth Weyler	Colette Worsman

**DEPARTMENT OF HEALTH AND HUMAN SERVICES**



**OPERATING STATISTICS DASHBOARD**

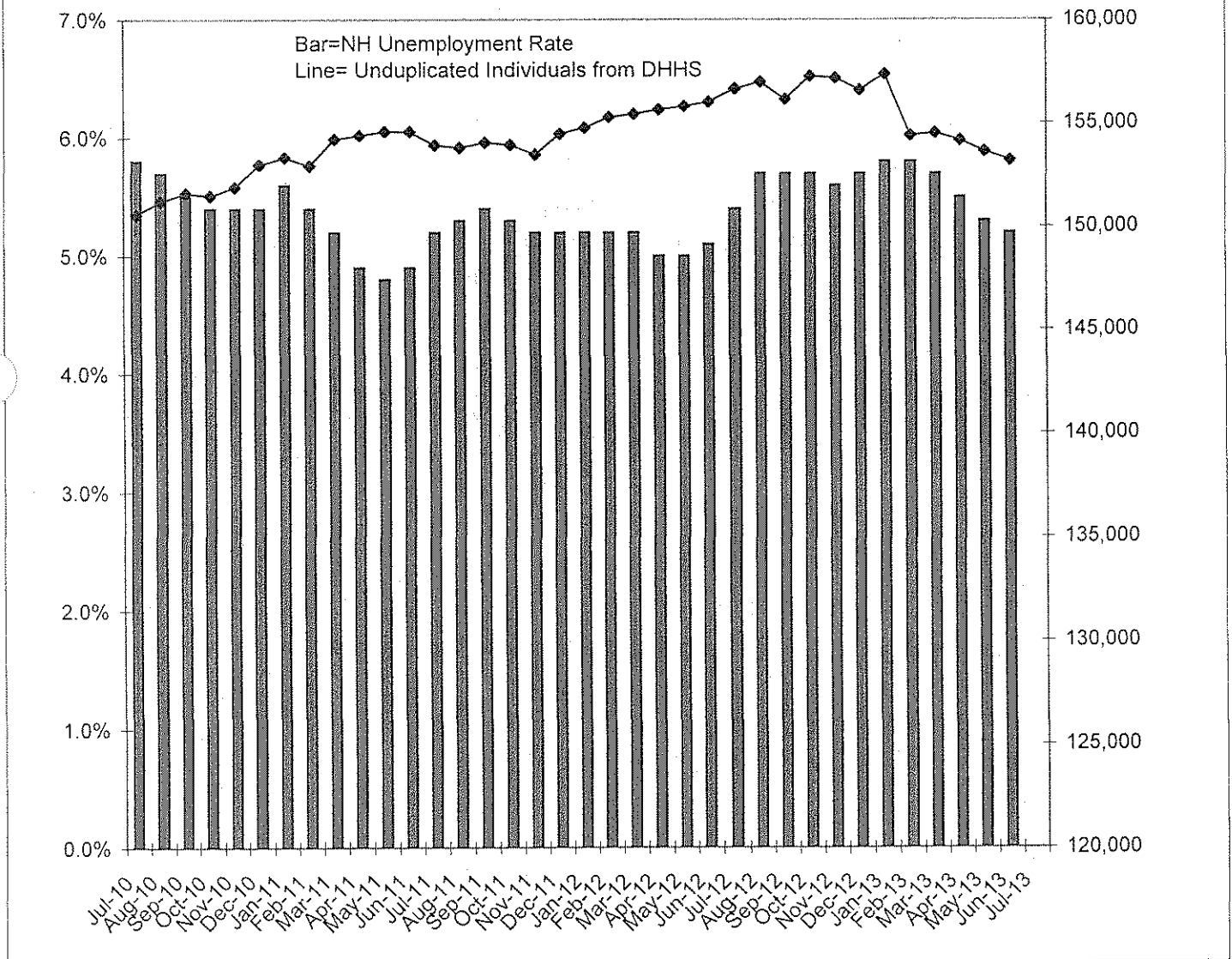
**DATA THROUGH JULY 2013**

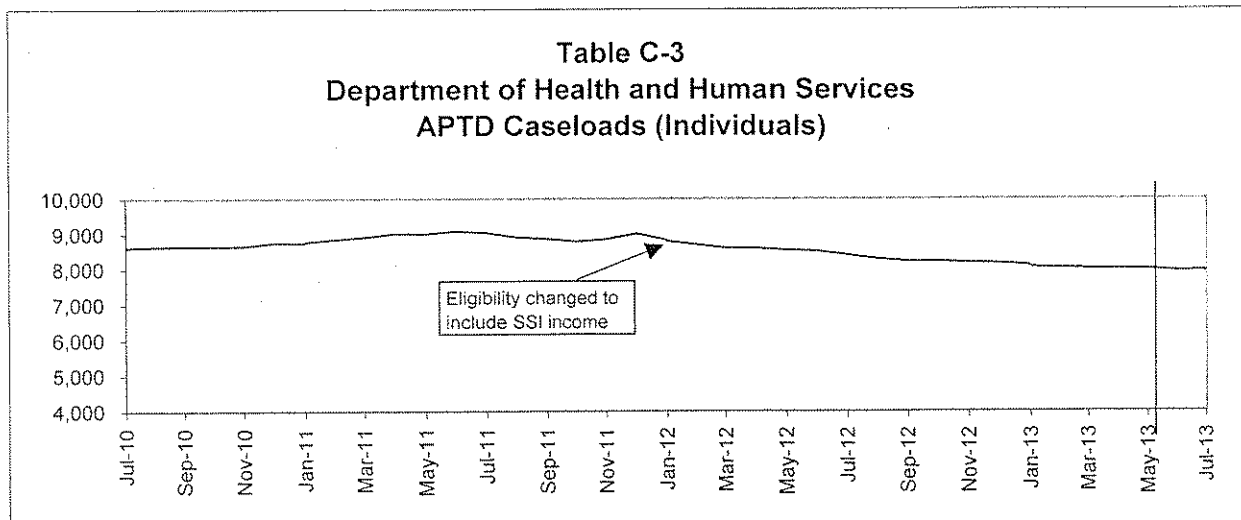
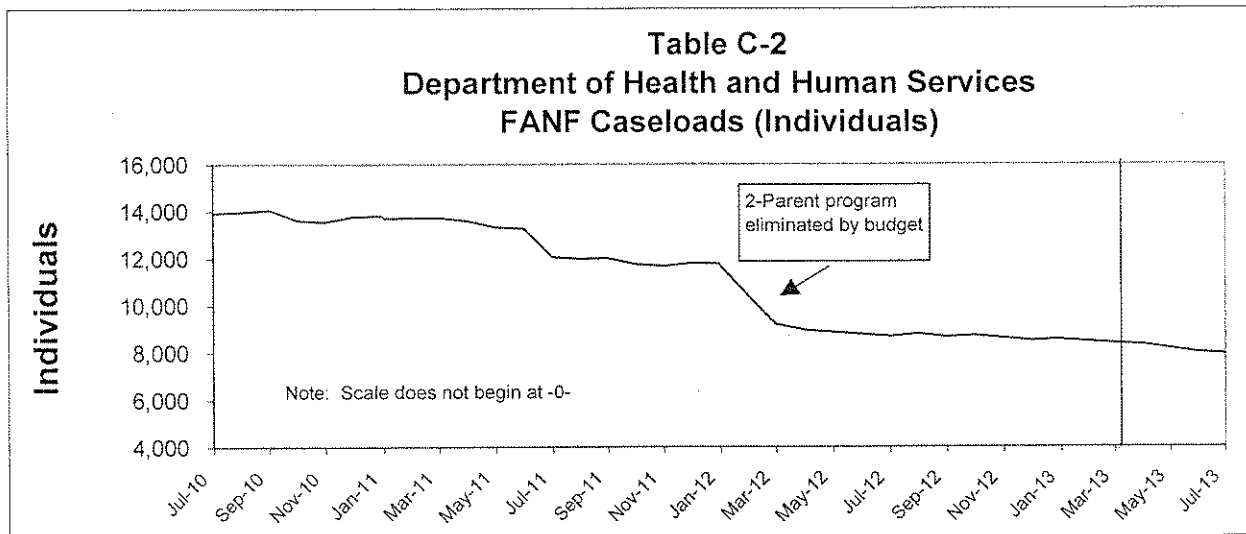
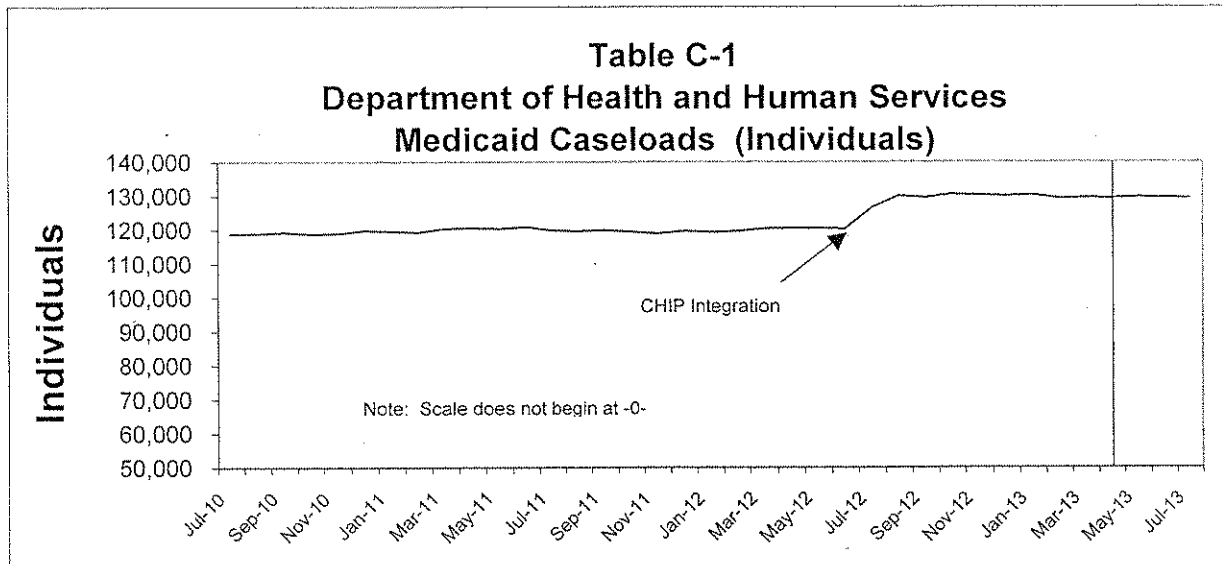
**SFY14**

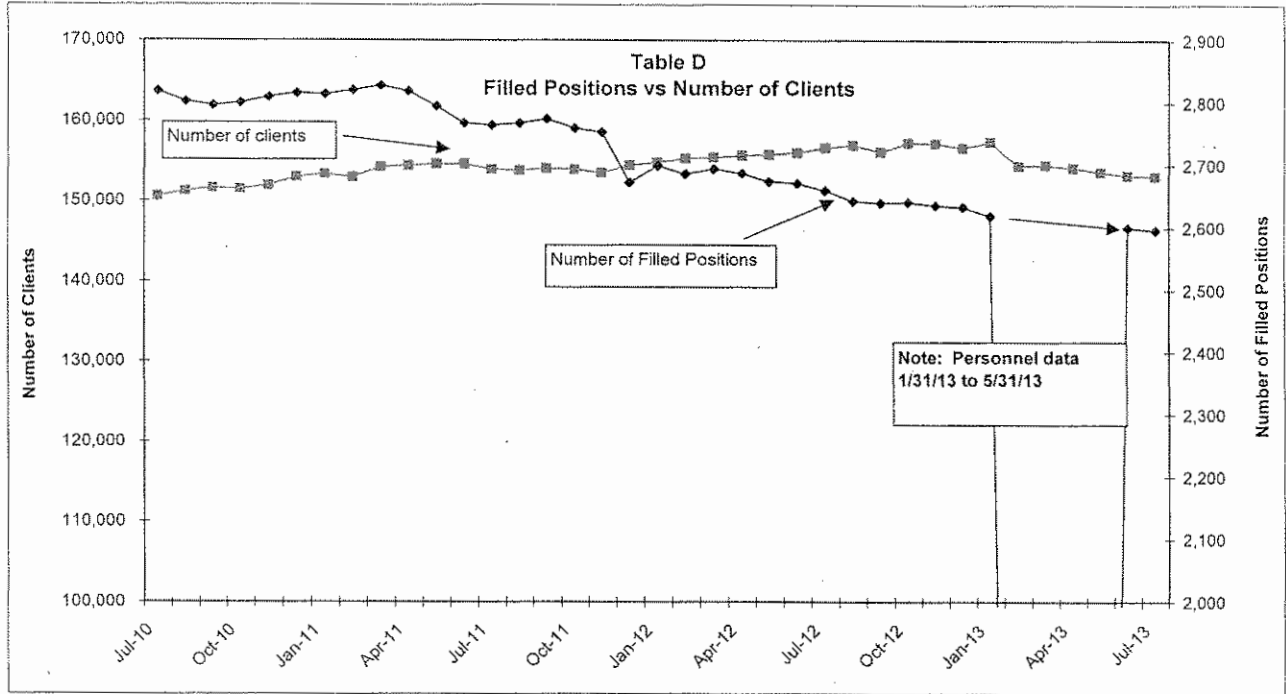
Prepared August 20, 2013

	A	B	C	E	G	H	I
1	<b>TABLE A</b>						
2	<b>Department of Health and Human Services</b>						
3	<b>Budget Planning SFY14-SFY15</b>						
4	<b>As of July 19, 2013</b>						
5							
6	<b>Anticipated Areas of Budget Shortfalls</b>						
7	The budget for SFY14-15 provides insufficient general funds to address the legislative intends for services and obligations that are expected to be incurred. This summary identifies the shortfalls as currently anticipated.						
8							
9	Prepared July 19, 2013						
10			<i>Figures Rounded to \$000</i>	SFY14 General	SFY15 General	Total General	
11							
12	<b>Lapse Estimated in Final Budget</b>						
13			Lapse estimated in final budget-3.63%	\$23,854			
14			Lapse estimated in final budget-3.68%		\$23,785	\$47,639	
15							
16	<b>Known Shortfalls</b>						
17	DHHS		DHHS footnote reduction (HB2:10) (\$7 mil F14-15)	\$3,500	\$3,500		
18	DHHS		DHHS share of Governor's personnel reduction	\$1,745	\$2,623		
19	DHHS		Health Facility Licensing Fees not authorized	\$155	\$173		
20	SYSC		Reduction in SYSC appropriation (HB2:14)	\$500	\$750		
21	DHHS		Anticipated Delay in Managed Care	\$2,033	\$8,460		
22	DHHS		Medicaid To Schools-Transportation	\$500	\$2,000		
23	DHHS		DSH Settlement	\$8,886			
24			<b>Total Known Shortfall</b>	<b>\$17,319</b>	<b>\$17,506</b>	<b>\$34,825</b>	
25							
26	<b>Other Potential Shortfalls</b>						
27	The above list includes only those shortfalls which a) are likely to be incurred and b) for which amounts can be reasonably estimated. There are a number of other issues, not listed, such as caseload increases, for which the risks are less defined. If or when other funding issues arise, they will be appended to the above.						
28							
29							
30							

**Table B**  
**Department of Health and Human Services**  
**Caseload vs Unemployment Rate**







	A	B	C	D	E	F	G	H
1	Table E							
2	Department of Health and Human Services							
3	Operating Statistics							
4	Children in Services							
5								
6		DCYF	DCYF	Family Foster	Residential	Child Care	Child Care	SYSC
7		Referrals	Assessments	Care	Placement	Emplmnt	Wait List	Secure
8				Placement		Related		Census
9		Actual	Actual	Actual	Actual	Actual	Actual	Actual
10								
23	Jul-10	987	638	663	424	5,041	2,386	55
24	Aug-10	1,012	659	646	413	4,903	2,508	53
25	Sep-10	1,182	691	627	400	4,769	2,666	50
26	Oct-10	1,110	651	625	414	4,407	2,505	57
27	Nov-10	1,125	593	626	426	4,487	2,361	64
28	Dec-10	1,072	746	630	410	4,345	1,382	60
29	Jan-11	1,131	831	616	403	4,475	326	59
30	Feb-11	1,076	888	618	394	4,743	0	57
31	Mar-11	1,339	909	619	424	5,083	0	61
32	Apr-11	1,165	805	628	427	5,162	0	73
33	May-11	1,240	810	631	425	5,251	0	80
34	Jun-11	1,237	697	629	423	5,333	0	73
35	Jul-11	963	737	574	351	5,053	0	68
36	Aug-11	1,073	776	583	317	5,055	0	65
37	Sep-11	1,261	674	580	289	5,136	0	61
38	Oct-11	1,197	742	590	302	4,969	0	52
39	Nov-11	1,116	640	602	311	5,047	0	44
40	Dec-11	1,123	777	610	321	5,017	0	48
41	Jan-12	1,289	881	590	309	4,925	0	56
42	Feb-12	1,183	725	596	298	4,869	0	64
43	Mar-12	1,300	767	602	331	4,970	0	62
44	Apr-12	1,223	784	603	332	4,967	0	63
45	May-12	1,477	876	612	350	5,231	0	69
46	Jun-12	1,057	873	613	352	5,274	0	69
47	Jul-12	1,100	681	605	323	5,175	0	60
48	Aug-12	1,050	744	611	317	5,219	0	57
49	Sep-12	1,151	681	619	295	5,050	0	56
50	Oct-12	1,344	898	612	306	5,076	0	60
51	Nov-12	1,098	656	609	321	5,061	0	57
52	Dec-12	1,086	656	601	325	4,995	0	59
53	Jan-13	1,245	715	594	322	5,164	0	54
54	Feb-13	1,072	674	609	318	5,113	0	58
55	Mar-13	1,180	842	619	318	5,231	0	57
56	Apr-13	1,269	852	612	339	5,368	0	60
57	May-13	1,383	852	589	331	5,357	0	69
58	Jun-13	1,147	685	594	332	5,345	0	72
59	Jul-13	1,124	772	571	315	5,568	0	61
60	Aug-13							
61	Sep-13							
62	Oct-13							
63	Nov-13							
64	Dec-13							
65	Jan-14							
66	Feb-14							
67	Mar-14							
68	Apr-14							
69	May-14							
70	Jun-14							
71								
72	<b>Source of Data</b>							
73	Column							
74	B	DCYF SFY Management Database Report: Bridges.						
75	C	DCYF Assessment Supervisory Report: Bridges.						
76	D	Bridges placement authorizations during the month, unduplicated.						
77	E	Bridges placement authorizations during the month, unduplicated.						
78	F	Bridges Expenditure Report, NHB-OAR8-128						
79	G	Child Care Wait List Screen: New Heights						
80	H	Bridges Service Day Query - Bed days divided by days in month						



	A	B	C	D	E	F	G	H	I	J
1	Table F									
2	Department of Health and Human Services									
3	Operating Statistics									
4	Social Services									
5										
6		FANF	APTD	Food	Child Support Cases					
7			Persons	Stamps	Current	Former	Never	Total		
8				Persons	Cases	Cases	Cases	Cases		
9		Actual	Actual	Actual	Actual	Actual	Actual	Actual		
22	Jul-10	13,920	8,617	109,131	5,550	17,304	13,123	35,977		
23	Aug-10	13,981	8,643	109,950	5,758	17,120	13,138	36,016		
24	Sep-10	14,065	8,650	110,588	5,508	17,374	13,072	35,954		
25	Oct-10	13,615	8,656	110,694	5,726	17,177	13,051	35,954		
26	Nov-10	13,553	8,667	111,476	5,645	17,262	13,026	35,933		
27	Dec-10	13,789	8,749	112,293	5,577	17,345	12,986	35,908		
28	Jan-11	13,796	8,740	113,127	5,716	17,142	12,965	35,823		
29	Feb-11	13,705	8,779	112,803	5,654	17,189	12,917	35,760		
30	Mar-11	13,730	8,912	114,023	5,411	17,425	12,942	35,778		
31	Apr-11	13,597	9,019	114,482	5,435	17,379	12,986	35,800		
32	May-11	13,330	9,009	114,611	5,586	17,150	12,961	35,697		
33	Jun-11	13,272	9,088	114,441	5,401	17,296	12,902	35,599		
34	Jul-11	12,046	9,031	113,984	5,302	17,277	12,906	35,485		
35	Aug-11	11,980	8,905	114,285	5,416	17,099	12,842	35,357		
36	Sep-11	12,014	8,864	114,344	5,163	17,225	12,748	35,136		
37	Oct-11	11,756	8,763	114,705	5,365	17,081	12,749	35,195		
38	Nov-11	11,668	8,854	114,371	5,325	17,095	12,728	35,148		
39	Dec-11	11,787	9,006	115,671	5,192	17,184	12,760	35,136		
40	Jan-12	11,781	8,834	117,047	5,360	17,052	12,793	35,205		
41	Feb-12	11,628	8,792	117,293	5,327	17,066	12,836	35,229		
42	Mar-12	9,202	8,600	117,250	4,211	18,113	12,897	35,221		
43	Apr-12	8,950	8,575	117,443	4,308	17,966	12,876	35,150		
44	May-12	8,853	8,541	117,744	4,308	17,881	12,845	35,034		
45	Jun-12	8,774	8,518	117,708	4,139	17,952	12,898	34,989		
46	Jul-12	8,690	8,405	117,625	4,184	17,771	12,928	34,883		
47	Aug-12	8,793	8,296	117,916	4,031	17,760	12,899	34,690		
48	Sep-12	8,657	8,218	117,569	4,038	17,722	12,853	34,613		
49	Oct-12	8,704	8,216	119,101	4,261	17,526	12,865	34,652		
50	Nov-12	8,599	8,181	118,992	4,066	17,650	12,862	34,578		
51	Dec-12	8,493	8,164	118,817	4,051	17,653	12,893	34,597		
52	Jan-13	8,559	8,115	120,153	4,136	17,542	12,836	34,514		
53	Feb-13	8,538	8,059	117,654	4,175	17,545	12,857	34,577		
54	Mar-13	8,378	8,011	117,409	4,041	17,723	13,006	34,770		
55	Apr-13	8,337	8,011	114,147	4,162	17,606	13,054	34,822		
56	May-13	8,169	8,001	119,317	3,973	17,780	13,102	34,855		
57	Jun-13	8,005	7,951	116,087	3,917	17,850	13,146	34,913		
58	Jul-13	7,926	7,962	115,691	4,035	17,724	13,193	34,952		
59	Aug-13									
60	Sep-13									
61	Oct-13									
62	Nov-13									
63	Dec-13									
64	Jan-14									
65	Feb-14									
66	Mar-14									
67	Apr-14									
68	May-14									
69	Jun-14									
70										
71	<b>Source of Data</b>									
72	Column									
73	B	Office of Research & Analysis, Ca								
74	C	Budget Document								
75	D	Budget Document								
76	E-H	DCSS Caseload (Month End Actual from NECSES)								
77										
78	<b>Note</b>	* Effective 3/1/12, SSI or SSP is considered when determining FANF eligibility.								
79		Those child support cases no longer eligible, are now "Former" assistance								
80		cases.								
81										

	A	B	C	D	E	F	G	H	I
1	<b>Table G</b>								
2	<b>Department of Health and Human Services</b>								
3	<b>Operating Statistics</b>								
4	<b>Community Mental Health Center Medicaid</b>								
5									
6		<b>Monthly Cost</b>	<b>YTD Weekly Average Cost</b>						
7		<b>Actual</b>	<b>Actual</b>						
20	Jul-10	\$7,988,373	\$ 1,597,675						
21	Aug-10	\$7,136,649	\$ 1,680,558						
22	Sep-10	\$6,629,711	\$ 1,673,441						
23	Oct-10	\$8,685,885	\$ 1,691,145						
24	Nov-10	\$8,628,997	\$ 1,775,892						
25	Dec-10	\$6,900,690	\$ 1,702,604						
26	Jan-11	\$6,184,140	\$ 1,682,401						
27	Feb-11	\$6,740,043	\$ 1,682,700						
28	Mar-11	\$7,382,305	\$ 1,699,405						
29	Apr-11	\$9,302,312	\$ 1,757,654						
30	May-11	\$7,547,988	\$ 1,731,814						
31	Jun-11	\$7,992,643	\$ 1,752,303						
32	Jul-11	\$7,631,195	\$ 1,526,239	<b>Medicaid Client Trending Report</b>					
33	Aug-11	\$6,879,546	\$ 1,612,305	Current Date:		Note: All figures are year-to-date			
34	Sep-11	\$8,259,497	\$ 1,626,446	<b>ACTUALS - YTD</b>					
35	Oct-11	\$6,551,174	\$ 1,628,967	<b>FISCAL YEAR</b>	<b>QTR 1</b>	<b>QTR 2</b>	<b>QTR 3</b>	<b>QTR 4</b>	
36	Nov-11	\$6,684,985	\$ 1,636,654	2008	11,016	13,553	15,497	17,392	
37	Dec-11	\$8,227,790	\$ 1,638,303	2009	12,014	14,693	16,849	19,206	
38	Jan-12	\$6,020,154	\$ 1,621,108	2010	13,240	16,187	18,580	20,797	
39	Feb-12	\$6,992,712	\$ 1,635,630	2011	13,480	16,390	18,410	20,665	
40	Mar-12	\$8,495,420	\$ 1,643,562	2012	13,358	15,775	17,447	19,925	
41	Apr-12	\$7,164,315	\$ 1,656,972	2013	13,227	15,761	17,460	19,555	
42	May-12	\$7,280,134	\$ 1,670,561	2014					
43	Jun-12	\$8,576,998	\$ 1,674,791						
44	Jul-12	\$6,080,133	\$ 1,520,033	<b>BUDGETED - YTD</b>					
45	Aug-12	\$8,396,227	\$ 1,608,484	<b>FISCAL YEAR</b>	<b>QTR 1</b>	<b>QTR 2</b>	<b>QTR 3</b>	<b>QTR 4</b>	
46	Sep-12	\$6,638,801	\$ 1,624,243	2011	12,541	15,333	17,599	19,699	
47	Oct-12	\$6,557,972	\$ 1,627,831	2012	13,806	16,787	18,856	21,165	
48	Nov-12	\$8,163,038	\$ 1,628,917	2013	14,214	16,786	18,565	21,202	
49	Dec-12	\$6,888,680	\$ 1,643,264	2014	13,957	16,631	18,424	20,635	
50	Jan-13	\$5,678,659	\$ 1,613,450						
51	Feb-13	\$6,844,750	\$ 1,624,949	<b>VARIANCE: BUDGETED TO ACTUAL - YTD</b>					
52	Mar-13	\$9,366,958	\$ 1,656,800	<b>FISCAL YEAR</b>	<b>QTR 1</b>	<b>QTR 2</b>	<b>QTR 3</b>	<b>QTR 4</b>	
53	Apr-13	\$9,806,502	\$ 1,730,738	2012	-448	-1,012	-1,409	-1,240	
54	May-13	\$5,993,645	\$ 1,675,320	2013	-987	-1,025	-1,105	-1,647	
55	Jun-13	\$6,614,944	\$ 1,673,660	2014					
56	Jul-13	\$6,663,858	\$ 1,665,965						
57	Aug-13								
58	Sep-13								
59	Oct-13								
60	Nov-13								
61	Dec-13								
62	Jan-14								
63	Feb-14								
64	Mar-14								
65	Apr-14								
66	May-14								
67	Jun-14								

	A	B	C	D	E	F	G	H	I	J	K	L	M	N
	<b>Table H</b>													
	<b>Department of Health and Human Services</b>													
3	<b>Operating Statistics</b>													
4	<b>Elderly &amp; Adult Long Term Care</b>													
5														
6		<b>Total Nursing Clients</b>		<b>CFI Home Health</b>	<b>CFI Midlevel</b>	<b>Other Nursing</b>	<b>Nursing Home Beds</b>		<b>Pct in NF</b>	<b>APS Clients Assmnts</b>	<b>APS Cases Ongoing</b>	<b>SSBG AIHC Waitlist</b>	<b>Total SSBG AIHC</b>	
7		<b>Actual</b>	<b>Budget</b>			<b>Note 1</b>	<b>3 mo. Avg</b>	<b>Budget</b>						
8														
20	Jul-10	7,284	7,740	2,541	384	36	4,359	4,063	59.8%	250	1,121	5		
21	Aug-10	7,223	7,740	2,494	389	34	4,340	4,063	60.1%	221	1,118	1		
22	Sep-10	7,112	7,740	2,513	365	32	4,234	4,063	59.5%	228	1,104	0	506	
23	Oct-10	7,150	7,740	2,527	387	35	4,236	4,063	59.2%	228	1,080	0		
24	Nov-10	7,237	7,740	2,557	396	28	4,284	4,063	59.2%	221	1,067	3		
25	Dec-10	7,346	7,740	2,530	413	32	4,403	4,063	59.9%	183	1,068	0	614	
26	Jan-11	7,217	7,740	2,468	416	32	4,333	4,063	60.0%	178	1,039	3		
27	Feb-11	7,164	7,740	2,548	385	33	4,231	4,063	59.1%	162	1,040	6		
28	Mar-11	7,127	7,740	2,544	388	32	4,195	4,063	58.9%	203	1,042	3		
29	Apr-11	7,221	7,740	2,511	422	31	4,288	4,063	59.4%	222	1,041	3		
30	May-11	7,079	7,740	2,485	417	34	4,177	4,063	59.0%	207	1,058	8		
31	Jun-11	7,094	7,740	2,436	420	35	4,238	4,063	59.7%	238	1,077	4	740	YTD
32	Jul-11	7,142	7,515	2,499	443	31	4,200	4,400	58.8%	200	1,069	1		
33	Aug-11	7,196	7,515	2,396	456	37	4,344	4,400	60.4%	226	1,083	2		
34	Sep-11	7,174	7,515	2,382	447	32	4,345	4,400	60.6%	236	1,091	2	532	YTD
35	Oct-11	7,053	7,515	2,340	442	33	4,271	4,400	60.6%	253	1,108	2		
36	Nov-11	7,037	7,515	2,350	432	35	4,255	4,400	60.5%	212	1,103	2		
37	Dec-11	7,132	7,515	2,356	446	32	4,330	4,400	60.7%	220	1,095	-	667	YTD
38	Jan-12	7,189	7,515	2,357	439	34	4,393	4,400	61.1%	215	1,077	9		
39	Feb-12	7,312	7,515	2,417	418	33	4,477	4,400	61.2%	215	1,084	9		
40	Mar-12	7,518	7,515	2,530	448	31	4,540	4,400	60.4%	240	1,065	13	740	YTD
41	Apr-12	7,368	7,515	2,450	433	34	4,485	4,400	60.9%	223	1,053	9		
42	May-12	7,343	7,515	2,486	439	33	4,418	4,400	60.2%	223	1,084	5		
43	Jun-12	7,376	7,515	2,554	436	34	4,386	4,400	59.5%	245	1,095	16	786	YTD
44	Jul-12	7,225	7,578	2,401	444	34	4,380	4,422	60.6%	238	1,096	9		
45	Aug-12	7,448	7,578	2,468	471	39	4,509	4,422	60.5%	251	1,087	5		
46	Sep-12	7,281	7,578	2,454	462	37	4,365	4,422	60.0%	209	1,092	6	518	YTD
47	Oct-12	7,293	7,578	2,475	464	35	4,354	4,422	59.7%	243	1,137	1		
48	Nov-12	7,254	7,578	2,478	482	34	4,294	4,422	59.2%	200	1,203	1		
49	Dec-12	7,253	7,578	2,433	484	35	4,336	4,422	59.8%	178	1,186	1	635	YTD
50	Jan-13	7,194	7,578	2,421	461	37	4,312	4,422	59.9%	255	1,201	1		
51	Feb-13	7,092	7,578	2,415	443	33	4,234	4,422	59.7%	159	1,202	1		
52	Mar-13	7,052	7,578	2,487	438	38	4,127	4,422	58.5%	220	1,196	1	705	YTD
53	Apr-13													
54	May-13													
55	Jun-13													
56	Jul-13													
57	Aug-13													
58	Sep-13													
59	Oct-13													
60	Nov-13													
61	Dec-13													
62	Jan-14													
63	Feb-14													
64	Mar-14													
65	Apr-14													
66	May-14													
67	Jun-14													
68														
69		Note 1: These clients are also captured under OMBP Provider Payments												
70		Note : CFI Home Health = CFI Home Support and Home Health Care Waiver Services												
71	Source of Data													
72	Columns													
73														
74	D-F	MDSS monthly client counts												
75	G	3 month Avg of the number of paid bed days in the month/days in prior month												
76		by the number of days in the previous month. MDSS												
77	J	Options Monthly Protective Reports												
78	K	Options Monthly Activity Report												
	L	SSBG Adult In-Home Care verbal report from Adult Protective Services Administrator												
	M	Quarterly Options Paid Claims from Business Systems Unit Manager												

	A	B	C	D	E	F	G	H	I	J
1	<b>Operating Statistics</b>									
2	<b>Developmental Services Long Term Care</b>									
3										
4										
5		<b>BDS Programs served FYTD**</b>	<b>BDS Programs FYTD Unduplicated Count</b>	<b>Early Supports &amp; Services</b>	<b>Special Medical Services</b>	<b>Partners in Health Program</b>	<b>Devl. Serv. Priority #1 DD Waitlist</b>	<b>Devl. Serv. ABD Waitlist</b>		<b>Medicaid to Schools</b>
6					(8-09 to 8-12 Actual)	(8-09 to 8-12 Actual)	Actual*	Actual*		
18	Jul-10	9,505	6,463	1,927	1,652	1,390	40	0		
19	Aug-10	10,574	7,826	2,054	1,690	1,058	13	0		
20	Sep-10	11,107	8,324	2,069	1,730	1,053	9	0		
21	Oct-10	11,667	8,826	2,087	1,767	1,074	21	1		
22	Nov-10	12,438	9,600	2,128	1,768	1,070	19	0		
23	Dec-10	12,732	9,959	2,101	1,667	1,106	19	0		
24	Jan-11	13,152	10,344	1,972	1,659	1,149	19	0		
25	Feb-11	13,567	10,817	2,017	1,613	1,137	19	0		
26	Mar-11	13,900	11,098	2,182	1,651	1,151	20	0		
27	Apr-11	14,201	11,337	2,277	1,695	1,169	30	0		
28	May-11	14,623	11,713	2,339	1,742	1,168	30	0		
29	Jun-11	15,148	12,168	2,344	1,772	1,208	24	4		6,785
30	Jul-11	10,626	7,627	2,248	1,795	1,204	56	6		
31	Aug-11	10,953	7,957	1,799	1,806	1,190	34	8		
32	Sep-11	11,146	8,328	2,329	1,811	1,007	34	10		
33	Oct-11	11,500	8,529	2,668	1,841	1,130	46	9		
34	Nov-11	11,918	9,077	2,917	1,727	1,114	58	9		
35	Dec-11	12,290	9,445	3,057	1,742	1,103	62	0		
36	Jan-12	12,535	9,848	3,274	1,667	1,020	66	0		
37	Feb-12	12,767	10,112	3,468	1,663	992	71	0		
38	Mar-12	13,133	10,455	3,661	1,695	983	78	0		
39	Apr-12	13,510	10,802	3,922	1,702	1,006	81	0		
40	May-12	13,850	11,122	4,154	1,740	988	90	0		
41	Jun-12	14,248	11,513	4,423	1,737	998	94	0		6,419
42	Jul-12	9,742	7,055	1,891	1,689	998	123	0		
43	Aug-12	10,324	7,590	2,083	1,738	996	123	0		
44	Sep-12	11,000	8,156	2,288	1,814	1,030	154	0		
45	Oct-12	11,701	8,774	2,601	1,876	1,051	169	0		
46	Nov-12	12,207	9,209	2,861	1,935	1,063	172	0		
47	Dec-12	12,562	9,502	3,033	1,980	1,080	190	0		
48	Jan-13	13,217	10,065	3,255	2,063	1,089	219	0		
49	Feb-13	13,660	10,438	3,521	2,123	1,099	225	1		
50	Mar-13	14,057	10,694	3,706	2,253	1,110	242	3		
51	Apr-13	14,460	10,992	3,925	2,342	1,126	240	1		
52	May-13	14,863	11,289	4,132	2,430	1,144	265	4		
53	Jun-13	15,205	11,580	4,323	2,460	1,165	288	8		
54	Jul-13	8,995	6,364	1,865	1,646	985	373	15		
55	Aug-13									
56	Sep-13									
57	Oct-13									
58	Nov-13									
59	Dec-13									
60	Jan-14									
61	Feb-14									
62	Mar-14									
63	Apr-14									
64	May-14									
65	Jun-14									
66										
67	Data Sources:	NHLeads	NHLeads	NHLeads	SMSdb	PIHdb	Registry	Registry		
68										
69	*G & *H Represent the number of individuals waiting at least 90-days for DD or ABD									
70	Waiver funding.									
71	** BDS count excludes MTS Students served									
72	E & F	Represents year-to-date total number served								

	A	B	C	D	E	F	G	H	I	J	K
1	<b>Table I</b>										
2	<b>Department of Health and Human Services</b>										
3	<b>Operating Statistics</b>										
4	<b>Shelter &amp; Institutions</b>										
5											
6		<b>NHH</b>				<b>BHHS</b>					<b>Glenciff</b>
7		<b>APS &amp; APC Census</b>	<b>APS &amp; APC Admissions</b>	<b>THS Census</b>		<b>Individual Bednights</b>	<b>% of</b>		<b>Family Bednights</b>	<b>% of</b>	<b>GH Census</b>
8		<b>Actual</b>	<b>Actual</b>	<b>Actual</b>	<b>Capacity</b>	<b>Actual</b>	<b>Capacity</b>	<b>Capacity</b>	<b>Actual</b>	<b>Capacity</b>	<b>Actual</b>
9											
34	Jul-11	142	209	43	10,943	9,368	86%	806	627	78%	113
35	Aug-11	134	192	41	10,943	9,590	88%	806	732	91%	115
36	Sep-11	128	196	41	10,590	9,719	92%	768	744	97%	115
37	Oct-11	149	200	37	10,943	10,781	99%	806	826	102%	117
38	Nov-11	150	193	36	10,590	10,779	102%	780	885	113%	116
39	Dec-11	151	202	36	11,521	11,721	102%	806	877	109%	113
40	Jan-12	153	207	n/a	12,090	12,173	101%	806	883	110%	115
41	Feb-12	153	191	n/a	11,310	11,137	98%	754	770	102%	116
42	Mar-12	153	184	n/a	12,090	11,049	91%	806	837	104%	118
43	Apr-12	153	200	n/a	10,590	9,945	94%	780	817	105%	118
44	May-12	155	208	n/a	10,943	10,510	96%	806	898	111%	117
45	Jun-12	149	187	n/a	10,590	9,845	93%	780	869	111%	119
46	Jul-12	145	161	n/a	10,943	9,568	87%	806	685	85%	118
47	Aug-12	149	193	n/a	10,943	9,573	87%	806	755	94%	118
48	Sep-12	151	162	n/a	9,870	9,304	94%	780	674	86%	119
49	Oct-12	150	178	n/a	10,199	9,826	96%	806	757	94%	119
50	Nov-12	150	161	n/a	9,870	9,369	95%	780	763	98%	117
51	Dec-12	150	125	n/a	10,133	9,420	93%	754	808	107%	117
52	Jan-13	161	173	n/a	11,346	11,433	101%	806	826	102%	117
53	Feb-13	164	135	n/a	9,212	10,544	114%	728	704	97%	118
54	Mar-13	155	149	n/a	9,833	10,995	112%	780	764	98%	119
55	Apr-13	152	173	n/a	9,833	9,313	95%	780	643	82%	119
56	May-13	148	187	n/a	10,162	9,166	90%	806	586	73%	118
57	Jun-13	155	175	n/a	9,833	8,019	82%	780	617	79%	119
58	Jul-13	155	187	n/a	10,199	8,152	80%	806	641	80%	117
59	Aug-13										
60	Sep-13										
61	Oct-13										
62	Nov-13										
63	Dec-13										
64	Jan-14										
65	Feb-14										
66	Mar-14										
67	Apr-14										
68	May-14										
69	Jun-14										
70											
71	<b>Source of Data</b>										
72	Column										
73	B	Daily in-house midnight census averaged per month									
74	C	Daily census report of admissions totalled per month									
75	D	Daily in-house midnight census averaged per month									
76	E	Total number of individual bednights available in emergency shelters									
77	F	Total number of individual bednights utilized in emergency shelters									
78	G	Percentage of individual bednights utilized during month									
79	H	Total number of family bednights available in emergency shelters									
80	I	Total number of family bednights utilized in emergency shelters									
81	J	Percentage of family bednights utilized during month									
82	K	Daily in-house midnight census averaged per month									

	A	B	C	D	E
1	<b>Table J</b>				
2	<b>Department of Health and Human Services</b>				
3	<b>Office of Medicaid Business and Policy</b>				
4	<b>Budget V. Actual Medical Expenditures</b>				
5					
6	<b>Medicaid Provider Payments</b>				
7	<b>(Provider Payments, Outpatient Hospital, Prescription Drugs and CHIP FFS)</b>				
8		<b>Budgeted</b>	<b>Expended</b>	<b>Excess/Shortfall</b>	
9	Jul-13	\$34,256,263	\$29,803,207	\$4,453,057	
10	Aug-13	\$42,820,329	\$50,359,050	(\$7,538,721)	
11	Sep-13	\$34,256,263	\$30,984,448	\$3,271,816	
12	Oct-13	\$34,256,263	\$29,436,131	\$4,820,133	
13	Nov-13	\$42,820,329	\$39,399,393	\$3,420,936	
14	Dec-13	\$34,256,263	\$33,137,819	\$1,118,445	
15	Jan-14	\$34,256,263	\$41,760,995	(\$7,504,731)	
16	Feb-14	\$34,256,263	\$36,101,879	(\$1,845,615)	
17	Mar-14	\$42,820,329	\$34,807,069	\$8,013,260	
18	Apr-14	\$34,256,263	\$35,040,227	(\$783,963)	
19	May-14	\$42,820,329	\$44,373,437	(\$1,553,108)	
20	Jun-14	\$34,256,263	\$32,768,465	\$1,487,798	
21	<b>Total</b>	<b>\$445,331,425</b>	<b>\$437,972,119</b>	<b>\$7,359,306</b>	
22					
23					
24	<b>BCCP</b>				
25	<b>(Provider Payments, Outpatient Hospital, Prescription Drugs)</b>				
26		<b>Budgeted</b>	<b>Expended</b>	<b>Excess/Shortfall</b>	
27	Jul-13	\$324,071	\$336,835	(\$12,764)	
28	Aug-13	\$405,089	\$424,264	(\$19,175)	
29	Sep-13	\$324,071	\$333,032	(\$8,960)	
30	Oct-13	\$324,071	\$333,032	(\$8,960)	
31	Nov-13	\$405,089	\$408,315	(\$3,226)	
32	Dec-13	\$324,071	\$333,032	(\$8,960)	
33	Jan-14	\$324,071	\$348,981	(\$24,909)	
34	Feb-14	\$324,071	\$333,032	(\$8,960)	
35	Mar-14	\$405,089	\$408,315	(\$3,226)	
36	Apr-14	\$324,071	\$333,032	(\$8,960)	
37	May-14	\$405,089	\$408,315	(\$3,226)	
38	Jun-14	\$324,071	\$333,032	(\$8,960)	
39	<b>Total</b>	<b>\$4,212,928</b>	<b>\$4,333,217</b>	<b>(\$120,289)</b>	
40					
41					
42	<b>Notes:</b>				
43	Shaded figures are estimates				


Table K

Department of Health and Human Services  
Caseloads Versus Prior Year & Prior Month

	A	B	C	D	E	F	G	H	I	J	K	L	M	N	O	P	Q	R	S
1																			
2																			
3																			
4																			
5	Unduplicated Persons			Medicaid Persons			Long Term Care-Seniors			FANF Persons			APTD Persons			SNAP Persons			
6	Actual	Vs PY	Vs Pmo	Actual	Vs PY	Vs Pmo	Actual	Vs PY	Vs Pmo	Actual	Vs PY	Vs Pmo	Actual	Vs PY	Vs Pmo	Actual	Vs PY	Vs Pmo	
44	Jul-11	153,928	2.2%	-0.4%	119,814	0.8%	-0.9%	7,142	-1.9%	0.7%	12,046	-13.5%	-9.2%	9,031	4.8%	-0.6%	113,984	4.4%	-0.4%
45	Aug-11	153,803	1.7%	-0.1%	119,628	0.7%	-0.2%	7,196	-0.4%	0.8%	11,980	-14.3%	-0.5%	8,905	3.0%	-1.4%	114,285	3.9%	0.3%
46	Sep-11	154,055	1.6%	0.2%	119,916	0.6%	0.2%	7,174	0.9%	-0.3%	12,014	-14.6%	0.3%	8,864	2.5%	-0.5%	114,344	3.4%	0.1%
47	Oct-11	153,942	1.6%	-0.1%	119,437	0.6%	-0.4%	7,053	-1.4%	-1.7%	11,756	-13.7%	-2.1%	8,793	1.6%	-0.8%	114,705	3.6%	0.3%
48	Nov-11	153,484	1.0%	-0.3%	118,901	0.0%	-0.4%	7,037	-2.8%	-0.2%	11,668	-13.9%	-0.7%	8,854	2.2%	0.7%	114,371	2.6%	-0.3%
49	Dec-11	154,470	1.0%	0.6%	119,626	-0.2%	0.6%	7,132	-2.9%	1.4%	11,787	-14.5%	1.0%	9,006	2.9%	1.7%	115,671	3.0%	1.1%
50	Jan-12	154,765	0.9%	0.2%	119,338	-0.2%	-0.2%	7,189	-0.4%	0.8%	11,781	-14.6%	-0.1%	8,834	1.1%	-1.9%	117,047	3.5%	1.2%
51	Feb-12	155,274	1.5%	0.3%	119,553	0.2%	0.2%	7,312	2.1%	1.7%	11,628	-15.2%	-1.3%	8,792	0.1%	-0.5%	117,293	4.0%	0.2%
52	Mar-12	155,424	0.8%	0.1%	120,382	0.0%	0.7%	7,518	5.5%	2.8%	9,202	-33.0%	-20.9%	8,600	-3.5%	-2.2%	117,250	2.8%	0.0%
53	Apr-12	155,639	0.8%	0.1%	120,538	0.0%	0.1%	7,368	2.0%	-2.0%	8,950	-34.2%	-2.7%	8,595	-4.7%	-0.1%	117,443	2.6%	0.2%
54	May-12	155,789	0.8%	0.1%	120,520	0.1%	0.0%	7,343	3.7%	-0.3%	8,853	-33.6%	-1.1%	8,541	-5.2%	-0.6%	117,744	2.7%	0.3%
55	Jun-12	156,002	0.9%	0.1%	120,335	-0.4%	-0.2%	7,376	4.0%	0.4%	8,774	-33.9%	-0.9%	8,518	-6.3%	-0.3%	117,708	2.9%	0.0%
56	Jul-12	156,637	1.8%	0.4%	129,569	Eff. 7/1/12 CHIP included		7,225	1.2%	-2.0%	8,690	-27.9%	-1.0%	8,405	-6.9%	-1.3%	117,625	3.2%	-0.1%
57	Aug-12	156,966	2.1%	0.2%	129,951	n/a	0.3%	7,448	3.5%	3.1%	8,793	-26.6%	1.2%	8,296	-6.8%	-1.3%	114,916	0.6%	-2.3%
58	Sep-12	156,144	1.4%	-0.5%	129,479	n/a	-0.4%	7,281	1.5%	-2.2%	8,657	-27.9%	-1.5%	8,218	-7.3%	-0.9%	117,569	2.8%	2.3%
59	Oct-12	157,243	2.1%	0.7%	130,393	n/a	0.7%	7,293	3.4%	0.2%	8,704	-26.0%	0.5%	8,216	-6.6%	0.0%	119,101	3.8%	1.3%
60	Nov-12	157,170	2.4%	0.0%	130,110	n/a	-0.2%	7,254	3.1%	-0.5%	8,599	-26.3%	-1.2%	8,181	-7.6%	-0.4%	118,992	4.0%	-0.1%
61	Dec-12	156,588	1.4%	-0.4%	130,001	n/a	-0.1%	7,253	1.7%	0.0%	8,493	-27.9%	-1.2%	8,164	-9.3%	-0.2%	118,817	2.7%	-0.1%
62	Jan-13	157,348	1.7%	0.5%	130,239	n/a	0.2%	7,194	0.1%	-0.8%	8,559	-27.3%	0.8%	8,115	-8.1%	-0.6%	120,153	2.7%	1.1%
63	Feb-13	154,386	-0.6%	-1.9%	129,200	n/a	-0.8%	7,092	-3.0%	-1.4%	8,538	-26.6%	-0.2%	8,059	-8.3%	-0.7%	117,654	0.3%	-2.1%
64	Mar-13	154,504	-0.6%	0.1%	129,413	n/a	0.2%	7,052	-6.2%	-0.6%	8,378	-9.0%	-1.9%	8,011	-6.8%	-0.6%	117,409	0.1%	-0.2%
65	Apr-13	154,159	-1.0%	-0.2%	129,346	n/a	-0.1%				8,337	-6.8%	-0.5%	8,011	-6.8%	0.0%	117,147	-0.3%	-0.2%
66	May-13	153,625	-1.4%	-0.3%	129,598	n/a	0.2%				8,169	-7.7%	-2.0%	8,001	-6.3%	-0.1%	119,317	1.3%	1.9%
67	Jun-13	153,197	-1.8%	-0.3%	129,353	n/a	-0.2%				8,005	-8.8%	-2.0%	7,951	-6.7%	-0.6%	116,087	-1.4%	-2.7%
68	Jul-13	153,075	-2.3%	-0.1%	129,255	-0.2%	-0.1%				7,926	-8.8%	-1.0%	7,962	-5.3%	0.1%	115,691	-1.6%	-0.3%
69	Aug-13																		
70	Sep-13																		
71	Oct-13																		
72	Nov-13																		
73	Dec-13																		
74	Jan-14																		
75	Feb-14																		
76	Mar-14																		
77	Apr-14																		
78	May-14																		
79	Jun-14																		

	A	B	C	D	E	F	G	H	I	J	K	L	M	N	O	P	Q
1	DATA TABLES FOR CHARTS																
2																	
3	Caseloads Vs Unemployment			Caseloads-Actual					Personnel Vacancy Rate								
4		NH Unempl. Rate	Unduplicated Persons		FANF Persons Actual	APTD Actual	Medicaid Persons Actual		Authorized	Filled	Vacant	PCT		Caseload	Staff		
5																	
43	Jul-10	5.8%	150,572	Jul-10	13,920	8,617	118,831	Jul-10	3,344	2,818	526	15.7%	Jul-10	150,572	2,818		
44	Aug-10	5.7%	151,231	Aug-10	13,981	8,643	118,841	Aug-10	3,344	2,802	542	16.2%		151,231	2,802		
45	Sep-10	5.5%	151,609	Sep-10	14,065	8,650	119,213	Sep-10	3,344	2,795	549	16.4%		151,609	2,795		
46	Oct-10	5.4%	151,486	Oct-10	13,615	8,656	118,770	Oct-10	3,341	2,800	541	16.2%	Oct-10	151,486	2,800		
47	Nov-10	5.4%	151,906	Nov-10	13,553	8,667	118,882	Nov-10	3,344	2,809	535	16.0%		151,906	2,809		
48	Dec-10	5.4%	152,991	Dec-10	13,789	8,749	119,845	Dec-10	3,348	2,815	533	15.9%		152,991	2,815		
49	Jan-11	5.6%	153,338	Jan-11	13,796	8,740	119,554	Jan-11	3,348	2,813	535	16.0%	Jan-11	153,338	2,813		
50	Feb-11	5.4%	152,942	Feb-11	13,705	8,779	119,255	Feb-11	3,348	2,820	528	15.8%		152,942	2,820		
51	Mar-11	5.2%	154,218	Mar-11	13,730	8,912	120,395	Mar-11	3,348	2,827	521	15.6%		154,218	2,827		
52	Apr-11	4.9%	154,397	Apr-11	13,597	9,019	120,532	Apr-11	3,348	2,818	530	15.8%	Apr-11	154,397	2,818		
53	May-11	4.8%	154,589	May-11	13,330	9,009	120,353	May-11	3,348	2,794	554	16.5%		154,589	2,794		
54	Jun-11	4.9%	154,572	Jun-11	13,272	9,088	120,867	Jun-11	3,348	2,767	581	17.4%		154,572	2,767		
55	Jul-11	5.2%	153,928	Jul-11	12,046	9,031	119,814	Jul-11	2,995	2,764	231	7.7%	Jul-11	153,928	2,764		
56	Aug-11	5.3%	153,803	Aug-11	11,980	8,905	119,628	Aug-11	2,995	2,767	228	7.6%		153,803	2,767		
57	Sep-11	5.4%	154,055	Sep-11	12,014	8,864	119,916	Sep-11	2,995	2,774	221	7.4%		154,055	2,774		
58	Oct-11	5.3%	153,942	Oct-11	11,756	8,793	119,437	Oct-11	2,997	2,759	238	7.9%	Oct-11	153,942	2,759		
59	Nov-11	5.2%	153,484	Nov-11	11,668	8,854	118,901	Nov-11	2,997	2,753	244	8.1%		153,484	2,753		
60	Dec-11	5.2%	154,470	Dec-11	11,787	9,006	119,626	Dec-11	2,898	2,672	226	7.8%		154,470	2,672		
61	Jan-12	5.2%	154,765	Jan-12	11,781	8,834	119,338	Jan-12	2,898	2,699	199	6.9%	Jan-12	154,765	2,699		
62	Feb-12	5.2%	155,274	Feb-12	11,628	8,792	119,553	Feb-12	2,898	2,686	212	7.3%		155,274	2,686		
63	Mar-12	5.2%	155,424	Mar-12	9,202	8,600	120,382	Mar-12	2,898	2,694	204	7.0%		155,424	2,694		
64	Apr-12	5.0%	155,639	Apr-12	8,950	8,595	120,538	Apr-12	2,898	2,687	211	7.3%	Apr-12	155,639	2,687		
65	May-12	5.0%	155,789	May-12	8,853	8,541	120,520	May-12	2,898	2,674	224	7.7%		155,789	2,674		
66	Jun-12	5.1%	156,002	Jun-12	8,774	8,518	120,335	Jun-12	2,897	2,671	226	7.8%		156,002	2,671		
67	Jul-12	5.4%	156,637	Jul-12	8,690	8,405	126,569	Jul-12	2,897	2,660	237	8.2%	Jul-12	156,637	2,660		
68	Aug-12	5.7%	156,966	Aug-12	8,793	8,296	129,951	Aug-12	2,897	2,643	254	8.8%		156,966	2,643		
69	Sep-12	5.7%	156,144	Sep-12	8,657	8,218	129,479	Sep-12	2,897	2,640	257	8.9%		156,144	2,640		
70	Oct-12	5.7%	157,243	Oct-12	8,704	8,216	130,393	Oct-12	2,897	2,641	256	8.8%	Oct-12	157,243	2,641		
71	Nov-12	5.6%	157,170	Nov-12	8,599	8,181	130,110	Nov-12	2,897	2,636	261	9.0%		157,170	2,636		
72	Dec-12	5.7%	156,588	Dec-12	8,493	8,164	130,001	Dec-12	2,897	2,633	264	9.1%		156,588	2,633		
73	Jan-13	5.8%	157,348	Jan-13	8,559	8,115	130,239	Jan-13	2,898	2,619	279	9.6%	Jan-13	157,348	2,619		
74	Feb-13	5.8%	154,386	Feb-13	8,538	8,059	129,200	Feb-13	2,898	2,625	273	9.4%		154,386	n/a		
75	Mar-13	5.7%	154,504	Mar-13	8,378	8,011	129,413	Mar-13						154,504	n/a		
76	Apr-13	5.5%	154,159	Apr-13	8,337	8,011	129,346	Apr-13					Apr-13	154,159	n/a		
77	May-13	5.3%	153,625	May-13	8,169	8,001	129,598	May-13						153,625	n/a		
78	Jun-13	5.2%	153,197	Jun-13	8,005	7,951	129,353	Jun-13	2,888	2,600	288	10.0%		153,197	2,600		
79	Jul-13		153,075	Jul-13	7,926	7,962	129,255	Jul-13	2,898	2,596	302	10.4%	Jul-13	153,075	2,596		
80	Aug-13			Aug-13				Aug-13									
81	Sep-13			Sep-13				Sep-13									
82	Oct-13			Oct-13				Oct-13					Oct-13				
83	Nov-13			Nov-13				Nov-13									
84	Dec-13			Dec-13				Dec-13									
85	Jan-14			Jan-14				Jan-14					Jan-14				
86	Feb-14			Feb-14				Feb-14									
87	Mar-14			Mar-14				Mar-14									
88	Apr-14			Apr-14				Apr-14					Apr-14				
89	May-14			May-14				May-14									
90	Jun-14			Jun-14				Jun-14									





John T. Beardmore  
Commissioner

State of New Hampshire  
Department of Revenue Administration

109 Pleasant Street  
PO Box 457, Concord, NH 03302-0457  
Telephone 603-230-5005  
[www.nh.gov/revenue](http://www.nh.gov/revenue)



September 3, 2013

The Honorable Mary Jane Wallner, Chairman  
Fiscal Committee of the General Court  
State House  
Concord, New Hampshire 03301

Re: Refund Report

Dear Representative Wallner:

Pursuant to RSA 21-J:45, enclosed is the Department of Revenue Administration's refund report for August 2013.

Please contact me with any questions or concerns.

Sincerely,

A handwritten signature in black ink, appearing to read "John T. Beardmore".

John T. Beardmore  
Commissioner of Revenue

Enclosure

Department of Revenue Administration  
 Refund Report for August 2013  
 As Required by RSA 21-J:45

	Count	August Refunds Issued	Count	August Current Claims Refunds Pending	Count	August taxpayer requested refund
CORPORATE BPT	214	\$ 1,482,337				
PROPRIETORSHIP BPT	189	\$ 176,401				
PARTNER FID BPT	73	\$ 217,077				
TOTAL BPT	476	\$ 1,875,815			96	\$ 454,454
BPT/BET Refunds Under Audit Review			17	\$ 386,500		
BPT/BET Refunds			306	\$ 941,048		
BUSINESS ENTERPRISE	110	\$ 90,376				\$ 5,346
TOTAL BPT & BET	586	\$ 1,966,191				
INTEREST & DIVIDENDS	858	\$ 411,414	776	\$ 810,036	97	\$ 104,358
	Section 1		Section 2		Section 3	

**Section 1 Refunds Issued This Month**

This section is generated from the Lawson Financial System. It is the refunds processed by the Department of Revenue in the calendar month in question. (When looking at cash flow the actual refund for August will be sent out in a subsequent month.)

**Section 2 Current Claims Pending This Month**

This is all refunds pending that have not been processed. A pending refund can be the result of any of the following: a taxpayer request, system generated, or audit findings.

- a.) Taxpayer Requested Refunds: These are only refunds initiated by taxpayers received and data entered in the month reported on. These refunds can be from original or amended returns. Does not necessarily mean they will be granted.
- b.) System Generated Refunds: The DRA computer system identifies out of balance accounts and all of those out of balance accounts that favor taxpayers will appear as 'system refunds'. Most of these system generated refunds are resolved without actual refunds being paid. Example: an estimate credited to the wrong year would generate a system tax notice in one year and a system refund in another correctly transferring the estimate. The estimate resolves both the refund and the tax notice.
- c.) Refunds as a Result of Audit: Some audits result in refunds because evaluation of taxpayer records subsequent to an audit in August will result in the identification of a legitimate refund.

**Section 3 Taxpayer Requested Refunds This Month**

These are only refunds initiated by taxpayers received and data entered in the month reported on. These refunds can be from original or amended returns.



## New Hampshire Liquor Commission

50 Storrs Street, P.O. Box 503  
 Concord, N.H. 03302-0503  
 (603) 230-7026

Joseph W. Mollica  
 Chairman

Michael R. Milligan  
 Deputy Commissioner

September 23, 2013

The Honorable Mary Jane Wallner, Chairman  
 Fiscal Committee of the General Court  
 State House  
 107 North Main Street  
 Concord, New Hampshire 03301

### INFORMATIONAL ITEM

Pursuant to RSA 176:16, Funds:

*V. The commission may transfer funds totaling up to 5 percent of the operating budget in any fiscal year for any specific purposes to funds for other purposes within and among the appropriations for the operation of the commission. The commission shall report annually 60 days after the close of each fiscal year to the fiscal committee of the general court all transfers accomplished under the provisions of this section. The provisions of this section shall not be subject to RSA 9:16-a, RSA 9:17-a, and RSA 9:17-c.*

For the period from July 1, 2012 to June 30, 2013, the Liquor Commission transferred \$897,820 in appropriated funds within and among organizational units, (approximately 2% of our FY2013 adjusted authorized budget). An outline of the transfers is provided below:

#### Salaries and Benefits, \$459,820:

Transfers were performed within and among existing salaries and benefits budget lines across the agency as a result of reorganizations.

#### Equipment, \$178,000:

Transfers were performed into the equipment accounts for Enforcement and Store Operations as listed below:

In the Enforcement budget a transfer of \$146,000 was required for two new vehicles to replace aging, unsafe vehicles in need of major repairs, and for the replacement of nonfunctioning outdated radios with new portable radios for the life safety of the law enforcement employees. Funding for the transfers was available as a result of surpluses in the rents-leases account within the enforcement budget and also from the current expense accounts within the Store Operations budget.

In the Store Operations budget \$32,000 was transferred to cover the shelving and fixture expenses related to the relocation and rehabilitation of various retail store locations throughout the State including Concord. Funding for the transfer was available as a result of surplus in the current expense accounts within the Store Operations budget.

**Maintenance, \$105,000:**

Transfers into the Store Operations Maintenance accounts were performed to cover repairs and renovations of various retail store locations throughout the State. Funding was available as a result of surplus in the current expense accounts within the Store Operations budget

**Grants, \$73,000:**

Transfers were required within our Grant budgets to adjust for the difference between actual amounts received from Grantors and those budgeted for during the biennial budget process.

Listed below are the transfer authorized by the Grantors:

- A total of \$19,000 in Salary and Benefits accounts with in a number or grants.
- \$44,000 within Drug Recognition Expert grant for out of state travel and overtime for certification classes.
- \$8,000 within Alcohol Drug Prevention grant for current expenses for compliance checks.
- \$2,000 within Underage Drinking Initiative grant for current expenses for promotional items.

**Current Expense, \$52,000:**

Transfers were performed into the current expense accounts for Enforcement and Marketing and Merchandising as listed below:

A transfer of \$47,000 was performed within the Enforcement budget from the in-state travel and utilities accounts to support the rising cost in fuel, maintenance and repair expenses associated with the enforcement cruisers.

A transfer of \$5,000 into the Marketing and Merchandising budget from the Store Operations current expense account was performed to cover the increased cost in supplies, printing and telecommunications.


**In State Travel, \$20,000:**

A transfer was required in the Office of the Commission in state travel account to cover increased expenses related to private car mileage reimbursements. A surplus in the utility account within the Office of the Commission budget provided for the transfer.

**Out of State Travel, \$10,000:**


A transfer performed from the in state travel account to the out of state travel account within the Marketing and Merchandising budget to fund travel for educational wine conferences and seminars, and to arrange for special wine purchases direct from the wineries which result in exceptional selections at discounted prices.

Respectfully Submitted  
New Hampshire State Liquor Commission

---

Joseph W. Mollica, Chairman

 Deputy Commissioner



# New Hampshire Fish and Game Department

FIS 13 228

11 Hazen Drive, Concord, NH 03301-6500  
Headquarters: (603) 271-3421  
Web site: www.WildNH.com

TDD Access: Relay NH 1-800-735-2964  
FAX (603) 271-1438  
E-mail: info@wildlife.nh.gov

Glenn Normandeau  
Executive Director

September 25, 2013

The Honorable Mary Jane Wallner, Chairman  
Fiscal Committee of the General Court  
State House  
107 North Main Street  
Concord, NH 03301

Dear Chairman Wallner;

In accordance with RSA 214:1-f.X., Annual Report: Wildlife Habitat Fund, the Department is submitting the following report for Fiscal Year 2013:

## 020-075-21550000 Wildlife Habitat Account

Balance forward from Fiscal Year 2012	\$1,182,365.51
Plus: Revenue – Fiscal Year 2013	+ \$ 481,153.16
Federal Funds	\$294,901.80
CT Lakes Endowment	\$ 25,000.00
Stamps and Prints	\$159,044.12
Interest	\$ 2,207.24
Less: Expenditures – (see detail following)	- \$1,107,425.10
Less: Encumbrances	- \$ 47,930.00
Account Balance available June 30, 2013:	\$ 508,163.57
Less: Funds committed but not encumbered	
Small Grants Program (FY 09 – 13)	- \$ 28,543.00
Less: Granite Reliable Power mitigation funds	
Restricted use per SEC permit conditions	- \$ 102,200.00
Actual Balance available June 30, 2013:	\$ 377,420.57

Respectfully submitted,



Glenn Normandeau  
Executive Director

**A summary of expenditures by expense class for the Wildlife Habitat Account (Org. 2155) during fiscal year 2013.**

<u>020-075-2155</u>	<u>Wildlife Habitat Account</u>		<u>FY 2013</u>
2155-010	Personnel	\$	36,410.00
2155-020	Current Expenses	\$	197.86
2155-030	Equipment New/Replacement	\$	361.96
2155-041	Audit Fund Set Aside	\$	68.00
2155-060	Benefits	\$	13,992.33
2155-070	In-State Travel	\$	00.00
2155-073	Grants Non Federal	\$	28,014.90
2155-080	Out- of- State Travel	\$	234.52
2155-217	Inter Agency Payments	\$	16,617.83
2155-304	Research and Management	\$	112,214.86
2155-305	Acquisition and Management	\$	899,312.84
	<b>Total FY 2013 Expenditures</b>	<b>\$</b>	<b>1,107,425.10</b>

## Account Class 304 Expenditures

### Public Lands Habitat Restoration & Management

Habitat Projects	\$25,080.12
Infrastructure	\$70,465.29
Gates, Signs, & Kiosks	\$ 8,284.22
Supplies and Repairs	\$ 2,877.63

### Other Expenditures

Young Forest educational initiative	\$ 82.30
Bellamy WMA archaeological survey	\$ 5,250.00
Miscellaneous	\$ 175.30

**TOTAL** **\$112,214.86**

Habitat projects included invasive exotic plant control projects on numerous Seacoast properties and the Webster Lake WMA, old field reclamation at the Brentwood Game Farm WMA, and millet and buckwheat planting at the Bellamy WMA (waterfowl and songbird food during migration). Much of the expense associated with invasive plant control on the Seacoast properties was reimbursed through a Wetlands Reserve Program grant from the USDA-Natural Resources Conservation Service. Habitat project costs don't include the commercial timber sales that are completed each year, which do not cost money to implement (other than salary of NH Division of Forest & Lands foresters that we cost share), but provide excellent wildlife habitat.

Infrastructure projects included a new access road and parking area at the Dumpling Brook WMA, repair of an access road at the LaRoche Brook WMA, brushing back access roads at the Deer Hill WMA, and repairing and improving access roads and bridges on the Connecticut Lakes Natural Area.

Gates are installed to control motorized access on WMA access roads that have had illegal dumping, partying, or unauthorized access by OHRVs, and to replace existing ineffective blockades (e.g., rotting logs and cables). Gates were installed at Hackett Hill WMA (Tamworth), Cocheco River WMA (Dover), LaMontagne WMA (Deerfield), Sergeant Lot 4 WMA (Newton), Dumpling Brook WMA (Merrimack) and Glenn Lake WMA (Goffstown).

State lands and facilities construction and lands staff built and installed 20 WMA signs at 18 sites. A new addition to many of these signs is the department logo, which will be on every new WMA sign in the future. State lands habitat staff also worked with department public affairs staff and facilities construction and lands staff to design an eye appealing but economical kiosk for properties that have consistent public use. The kiosks will include a property map and information, WMA rules, credit to funding organizations, photos of representative habitats or other significant resources, and other information. A final design was completed during the last grant segment and implemented on the Muchyedo Banks WMA (Canterbury). Information panels were also developed for kiosks to be built for the Bellamy WMA (Dover) and Deer Hill WMA (Brentwood) during the next grant segment.

Supplies and repairs covered parts and services for the tractor and brush hog used to maintain 10-150 acres of old fields annually, as well as chainsaw repairs.

Archaeological survey at Bellamy WMA involved review of historic maps and documents, and field investigations to identify important historic and prehistoric sites. According to the NH Division of Historic Resources (NHDHR), the property has high potential to contain early European settlement and Native American sites that could potentially be disturbed by on-going and proposed vegetation management activities. This cost of the survey is being reimbursed 100% via a grant awarded by NHDHR.



### FY 13 Class 305 Expenditures

Expense Item	Group	Encumbered	Expended	Unexpended
Habitat Research	Cooperative Extension	39,590.00		39,590.00
Boundary Survey Dumping Brook WMA	Boundary Maintenance		7,450.00	
Boulanger Licensed S	Boundary Maintenance			
Appraisal Uniform Sta	Appraisal	4,000.00	4,000.00	
Land Conservation Endowment	Easement Monitoring	3,000.00	1,800.00	1,200.00
Land Conservation Endowment	Easement Monitoring		5,000.00	
John Dupuis (Bronto work CLNA)	Management Activity		10,000.00	
Partial Fund 934 acre	Acquisition		5,000.00	
Conduct DGPS survey	Boundary Maint.	575,000.00	575,000.00	
Provide Funds SPNHF	Pass-thru grant	6,700.00	6,700.00	
Appraisal (Marquis)	Appraisal	60,000.00	60,000.00	
Add to Conduct DGPS survey	Boundary Maint.	3,400.00	2,200.00	1,400.00
Conduct Appraisal R	Appraisal	1,500.00	1,500.00	
Conservation Easement - Ausbon	Pass-thru grant	2,240.00	800.00	1,440.00
Grant SPNHF Land ACQU	Acquisition	30,000.00	30,000.00	
Acquisition Fee title	Acquisition	104,500.00	100,000.00	4,500.00
Recording Fee (Harmon)	Acquisition	85,000.00	85,000.00	
RPF Environmental	Due Diligence	81.84	81.84	
Transfer from 2289	Appraisal		981.00	
Transfer from 2289 102	Appraisal (Review)		3,000.00	
<b>TOTALS</b>		<b>922,461.84</b>	<b>899,312.84</b>	<b>48,130.00</b>

<b>WILDLIFE HABITAT ACCOUNT EXPENDITURES (\$)</b>						
<b>FISCAL YEARS 2009-2013</b>						
<b>CLASS</b>	<b>FY 2009</b>	<b>FY 2010</b>	<b>FY 2011</b>	<b>FY 2012</b>	<b>FY 2013</b>	<b>FY 2014 BUDGET</b>
010 Personnel Costs	00.00	32,336.70	34,953.60	37,685.25	36,410.00	88,117
020 Current Expense	514.16	785.89	866.38	1,000.00	197.86	1,000
030 Equipment	00.00	00.00	00.00	9,117.00	361.96	1,000
033 Land Acquisition	42,136.56	4,939.55	00.00	00.00	00.00	00.00
041 Audit Funds	13.00	24.00	24.00	68.00	68.00	145.00
049 Easement Monitor Fee	00.00	00.00	00.00	00.00	00.00	33,000
050 Temporary Staff	3,217.59	00.00	00.00	00.00	00.00	1,000
060 Benefits	246.15	11,964.49	13,175.10	13,410.56	13,992.33	41,676
070 In State Travel	00.00	00.00	00.00	00.00	00.00	500
073 Nonfederal Grants Issued	3,325.00	35,556.85	39,531.00	34,875.50	28,014.90	20,000
080 Out of State Travel	636.22	1,609.40	987.67	485.00	234.52	1,500
217 Dept. Administrative Fee	11,504.00	27,704.00	13,614.34	24,142.85	16,617.83	20,000
304 Research & Management	46,700.38	50,387.10	59,366.11	70,182.31	112,214.86	186,974
305 Acquisition & Manage	00.00	225,368.09	30,042.44	440,814.95	899,312.84	250,000
<b>SUM</b>	<b>113,918.06</b>	<b>390,676.02</b>	<b>195,560.64</b>	<b>631,781.42</b>	<b>1,107,425.10</b>	<b>632,414</b>

<b>Habitat Stamp Revenue</b>	<b>212,435</b>	<b>151,729</b>	<b>136,143</b>	<b>218,845</b>	<b>159,044</b>	<b>Pending</b>
<b>Total Revenue</b>	<b>284,097</b>	<b>306,240</b>	<b>1,168,202</b>	<b>350,062</b>	<b>481,153</b>	<b>Pending</b>
<b>Habitat Acct. Ending Balance</b>	<b>409,611</b>	<b>474,443</b>	<b>1,432,979</b>	<b>1,178,866</b>	<b>508,164</b>	<b>Pending</b>
<b>Total Expenditure</b>	<b>113,918.06</b>	<b>390,676.02</b>	<b>195,560.64</b>	<b>631,781.42</b>	<b>1,107,425.10</b>	<b>Pending</b>

**NHF&G Land Conservation Investments by Funding Source, by Fiscal Year, by Dollars Invested for FY 2009 – 2013.**

Fiscal Year	Acreage Protected	Total Project Cost (\$)¹	Total F&G Expense (\$)²	Wildlife Habitat Stamp Expense (\$)³	Fisheries Habitat Funds Expended (\$)	Partner Investment (\$)
2009	1,572.67	4,614,239	467,246	5,000	0	4,146,993
2010	3,350.37	968,545	377,211	0	30,000	591,334
2011	4,014.59	9,298,910	424,432	0	0	8,874,477
2012	2,414.19	4,332,187	132,750	21,000	20,000	4,199,437
2013	1,617.42	4,340,894	1,000,150	140,000	100,000	3,340,744
<b>TOTAL</b>	<b>12,969.24</b>	<b>23,554,775</b>	<b>2,401,789</b>	<b>166,000</b>	<b>150,000</b>	<b>21,152,985</b>

1. "Total Project Cost" Includes project costs from both Fish and Game and Partners, combined.
2. "Total F&G Expense" includes stamp revenue, federal revenue and other revenue including mitigation monies and grants, combined. No general department revenue is used in this account.
3. The "Wildlife Habitat Stamp Expense" is stamp revenue exclusively.

**NHF&G Land Conservation Investments by Funding Source, by Fiscal Year, by Percentage of Total Cost for FY 2009-2013.**

Fiscal Year	Acreage Protected	Total Project Cost (\$)¹	Total F&G Expense²	Wildlife Habitat Stamp Expense³	Fisheries Habitat Funds Expended	Partner Investment
2009	1,572.67	4,614,239	10.1%	1.0%	0.0%	89.9%
2010	3,350.37	968,545	38.9%	0.0%	3.1%	61.1%
2011	4,014.59	9,298,910	4.6%	0.0%	0.0%	95.4%
2012	2,414.19	4,332,187	3.1%	0.5%	0.5%	96.9%
2013	1,617.42	4,340,894	23.0%	3.2%	2.3%	77.0%
<b>TOTAL</b>	<b>12,969.24</b>	<b>23,554,775</b>	<b>10.2%</b>	<b>0.7%</b>	<b>0.6%</b>	<b>89.8%</b>

Superscripts 1-3 described above under previous table.

**Benefits:** Land conservation projects protect critical wildlife habitats and maintain land access for New Hampshire hunters, anglers and wildlife watchers and photographers. According to the U.S. Fish and Wildlife Service 2011 National Survey of Fishing, Hunting, and Wildlife-Associated Recreation, 786 thousand New Hampshire residents and nonresidents 16 years old and older fished, hunted, or wildlife watched in New Hampshire in 2011. Of the total number of participants, 228 thousand fished, 56 thousand hunted, and 630 thousand participated in wildlife-watching activities. During the same year, state residents and non-residents spent \$554 million on wildlife recreation in New Hampshire. Of that total, trip-related expenditures were \$287 million and equipment purchases totaled \$189 million. The remaining \$78 million was spent on licenses, contributions, land ownership and leasing, and other items. Residents and nonresident hunters and anglers enjoyed a combined 5.8 million days afield in New Hampshire during 2011. Clearly, wildlife habitat and the recreation that it facilitates, is a significant benefactor of New Hampshire's economy. Equally important, New Hampshire's cultural fabric and quality of life is inextricably linked to the health, diversity and abundance of our habitat-dependent wildlife resources.



# New Hampshire Fish and Game Department

FIS 13 229

HEADQUARTERS: 11 Hazen Drive, Concord, NH 03301-6500  
(603) 271-3421  
FAX (603) 271-1438

[www.WildNH.com](http://www.WildNH.com)  
e-mail: [info@wildlife.nh.gov](mailto:info@wildlife.nh.gov)  
TDD Access: Relay NH 1-800-735-2964

September 30, 2013

The Honorable, Mary Jane Wallner, Chairman  
Fiscal Committee of the General Court  
State House  
Concord, New Hampshire 03301

and

The Honorable, Benjamin Lefebvre  
Chair, House Fish and Game and Marine Resources Committee

and

The Honorable, Russell Prescott  
Chair, Senate Energy and Natural Resources Committee

In accordance with RSA 214:1-g VII, Annual Report: Fisheries Habitat Account. The Department is submitting the following report for fiscal year 2013:

20-07500-21270000 Fisheries Habitat Account

Balance forward from fiscal year 2012	\$707,063.22
Plus: Revenue – Fiscal year 2013	+143,452.30
Habitat fees: 141,789.00	
Interest: 1,663.30	
Federal Funds 0.00	
Less: Expenditures (see detail following)	-164,983.94
Less: Encumbrances 06/30/2013	-35,000.00
Balance available 06/30/13	<u>\$ 650,531.58</u>

Respectfully Submitted,

Glenn Normandean  
Executive Director

Detail of expenditures:

Land Conservation (Greenough Ponds)	\$100,00.00
Nash Stream Restoration Project Implementation	29,672.68
Administrative Fee	14,335.12
Dam Registration Fees	9,975.00
McQuesten Brook Project	9,000.00
Brook Trout Habitat Research	1,922.00
Harrisville Pond Project	79.14
<hr/>	
Total Expenditures FY 2013	\$164,983.94

1

Summary of public benefits derived from the disbursements from the Fisheries Habitat Account:

**Land Conservation (Greenough Ponds):** The Trust for Public Land (TPL) is nearing completion of the Androscoggin Headwaters Conservation Initiative that will permanently conserve 31,377 acres owned by Plum Creek Maine Timberlands, LLC. This complex and expensive (\$18,410,000) project was designed to be accomplished in 5 phases. Phases I and II have been completed and ownership of 7,452 acres conveyed to the Umbagog National Wildlife Refuge. Phases III and IV, totaling 22,991 acres, will remain in Plum Creek ownership subject to a Forest Legacy conservation easement held by the NH Division of Forests and Lands when completed by years-end . The acquisition of Phase V has been completed and 934 acres conveyed to the NH Fish and Game Department. This property will serve as the non-federal match for the Forest Legacy funds for Phases III and IV. Phase V included the undeveloped Greenough Ponds, two of only a few ponds in the state with naturally reproducing populations of wild brook trout.

The appraised value of the Greenough Ponds tract is \$2,475,000. TPL secured grants for Phase V from the Land and Community Heritage Investment Program (LCHIP), the DES Aquatic Resources Mitigation Fund, the Open Space Institute, and the Tillotson Fund. NHFG contribute \$525,000 from the Granite Reliable Power wind project mitigation funds, and additional funds from the fisheries and wildlife habitat accounts.

**Nash Stream Restoration Project:** Nash Stream was once renowned as a high quality native brook trout stream that provided exceptional angling opportunities. It is also former Atlantic salmon habitat. The river and its tributaries still contain native brook trout, but not in the numbers once seen due to historic log drives, impassable culverts and a catastrophic dam breach. The watershed has been a working forest since the mid 1800s. A railroad for logging was built in 1852. In 1870, the Nash Stream Improvement Company was incorporated for the purpose of clearing the stream of boulders and snags and building a series of dams for log drives. The largest of these, the Nash Bog Dam, was completed in 1900. The 236-acre impoundment created by the dam stored water for driving the logs. In the 1930s, haul roads were built to carry logs from the forest and the river drives ended. The dam at Nash Bog Pond was

maintained to support seasonal camps that were built around the impoundment. In 1969 the dam failed, sending a torrent of water akin to the 500-year flood down Nash Stream, destroyed what fish habitat still persisted, and certainly killed every fish along nine miles of Nash Stream. As a result of the dam breach, much of the instream and riparian habitat was altered to the detriment of brook trout and other native fish species. This included the loss of over-story canopy which resulted in higher water temperatures. It also limited the suitability of mainstem habitat for all life stages of salmonids. Subsequent bulldozing further affected the river corridor and channel morphology by eliminating pools, widening the channel, and limiting Nash Stream's access to its floodplain. The result was more homogenous water with limited habitat and spawning value. Poorly designed culverts along old logging roads compounded matters by blocking or impeding fish passage to critical tributary habitat. Such tributaries fulfill an essential need within a typical river system in terms of providing cold water and thermal refuge, and in this case critical spawning habitat, particularly for brook trout. Although many of these tributaries were relatively healthy, the inability of the fish to access them exacerbated the decline of the fishery. As a result, Nash Stream no longer supports a robust, wild brook trout fishery. Activities will continue to focus on restoring the instream and riparian habitat along Nash Stream and removing impassable barriers (culverts) to the spawning and rearing areas in the tributaries. In Fiscal Year 2013, we conducted additional instream restoration in Nash Stream from the confluence with Emerson Brook downstream to the confluence with Pond Brook, including the construction of several engineered log jams and the strategic placement of about thirty whole trees. We also replaced an undersized road/stream crossing on Horseshoe Brook with a larger culvert that provides fish passage. This restoration project will continue for approximately three more years, at which time we intend to replace several more road/stream crossings to make them passable by fish and conduct instream restoration for another five miles of Nash Stream and up to ten miles of its tributaries.

**Dam Registration Fees:** Some dams maintain water levels in many NH trout ponds and provide important benefits to fish populations as well as providing angling opportunities. These dams require annual inspections and the Fisheries Habitat Account was used to pay for these inspections (through an annual registration fee), which are conducted by New Hampshire Department of Environmental Services.


**McQuesten Brook Project:** In 2010, staff from NH Fish and Game documented a robust population of wild brook trout living in a small stream that flows through Manchester and Bedford. Despite being situated in an intensely urbanized area with multiple habitat impacts associated with heavy residential and commercial development, multiple age class of wild brook trout are still being supported. In order to generate interest, a partnership between NH Fish and Game, NH Rivers Council, NH Department of Environmental Services, the cities of Bedford and Manchester, Anheuser Busch, Ducks Unlimited, Manchester Fly Fishers Association, Merrimack River Valley Trout Unlimited, and the Manchester Urban Pond Restoration Program was developed. To maintain interest, annual litter clean up days have occurred over the last three years.

In 2010, a \$9000 appropriation from the fish habitat account and a grant from the Samuel P Hunt Foundation were used to leverage the funding of an EPA 319 Fund to create a restoration plan for the McQuesten Brook watershed. The plan (still in draft form), delineates the watershed, prioritizes and provides a cost benefit analysis of restoration actions, as well as a geomorphic, habitat, and fluvial erosion hazard assessments. Since then, an additional EPA Section 319 grant was awarded to the watershed in order to begin to address the prioritized restoration actions identified in the restoration plan. This particular funding will be used to remove three dams, increase and improve stream habitat for wild brook trout, and improve documented water quality impairments. Efforts by NHFG staff in defining potential grants and grant application has minimized the need to request more money from the fish habitat account. In total, the fish habitat account has contributed 4% of the current \$203,613 current total project cost.

**Brook Trout Habitat Research:** Fisheries Habitat Account funds were used to purchase supplies to conduct research on wild brook trout in three tributaries (Emerson, Johnson and Slide Brooks) in the Nash Stream Watershed. The research is being conducted with the USFWS and the United States Geological Survey, Conte Anadromous Fish Research Laboratory in Turners Falls, Massachusetts, and was 100% funded through the USFWS from 2007-2012, which provided funds for seasonal employees and equipment. The USFWS grants totaled more than \$235,000, a portion of which went to the Department. The Fisheries Habitat Account funded \$1,922.00 in 2013 for the necessary equipment to continue the research through 2015. To date, we have successfully tracked migrating wild brook trout in four streams in the Watershed, and plan to also analyze the data to quantitatively determine the habitat attributes that are most important to wild brook trout. This work is needed for the Department and its many partners to better inform restoration work that will benefit anglers. As part of this project, the USFWS obligated \$42,000 to replace two existing culverts on these brooks with stream crossings that are passable by fish. One of those culverts was replaced during September 2008, and the other was replaced in June 2009.

**Harrisville Pond Project Implementation:** The fish community of Harrisville Pond in Harrisville was surveyed by our Warmwater Project Leader several times between 2005 and 2011, and found to contain relatively small numbers of largemouth bass, which also seemed to grow more slowly than those in other similar ponds. After a thorough habitat survey was conducted, we determined that the fish habitat of the pond had been degraded, mostly by the removal of large trees that naturally fall into ponds over decades. The objective of the proposed work is to restore the health of the warmwater fish community by restoring necessary habitat elements to Harrisville Pond, in this case, in-lake wood, using two to three trees will be tied to a single concrete block (each about 1.5 square feet), and placed into groups of about 10-15 trees, for a total of 30-45 trees. The trees were placed in water depths of about 10-15 feet in June 2013 so that they are far away from boaters and swimmers while still in water depths that have suitable dissolved oxygen (water quality data from Harrisville Pond, collected by New Hampshire Department of Environmental Services, document that dissolved oxygen is not suitable for fish below about 15 feet deep during the summer). Additionally, to keep the trees away from any potential swimmers, we placed the trees on the north side of the pond, far from any dwellings. During several meetings with the Harrisville Pond Association between 2006 and 2011, and during our July 12, 2011 Public Meeting, held in the Harrisville Town Offices, the Public made it clear that swimming occurs in other areas of the pond, but not in the north end. A Wetlands Permit was issued in 2012 and we placed the trees into the pond in June 2013. We will monitor the use of the trees by fish for at least several years and plan to use this information in the design of similar work in other ponds and lakes in New Hampshire. Fisheries Habitat Account expenses in Fiscal Year 2013 (\$79.14) were for the necessary supplies to hold the trees together and at the locations in the pond where they were placed.

Information on the Inland Fisheries 2013 Master Operational Plan is at:  
[http://www.wildlife.state.nh.us/Fishing/Fishing\\_PDFs/Fisheries\\_Op\\_Plan.pdf](http://www.wildlife.state.nh.us/Fishing/Fishing_PDFs/Fisheries_Op_Plan.pdf)



STATE OF NEW HAMPSHIRE **FIS 13 230**  
DEPARTMENT of RESOURCES and ECONOMIC DEVELOPMENT  
OFFICE of the COMMISSIONER

172 Pembroke Road P.O. Box 1856 Concord, New Hampshire 03302-1856

603-271-2411  
FAX: 603-271-2629

September 24, 2013

The Honorable Mary Jane Wallner, Chairman  
Fiscal Committee of the General Court  
State House  
Concord, New Hampshire 03301

**INFORMATIONAL ITEM**

The Department of Resources and Economic Development (DRED) is providing a Progress Report on the status of addressing eight (8) observations and associated recommendations from an Internal Control Review of DRED's Communication Program ("revenue-bearing rental space for antenna facilities") by the Office of the Legislative Budget Assistant (LBA) for the audit period of July 1, 2012 through February 28, 2013. LBA made an initial report of findings to the Fiscal Committee on June 7, 2013.


Of the eight (8) observations for which there were 22 recommendations, the completion status as of September 23, 2013, is as follows:

- 5 items – fully completed
- 3 items – substantially completed
- 10 items – partially completed
- 4 items – open

The LBA review was helpful to the Department and provided a roadmap for improvement.

Please contact me if you have any questions.

Respectfully submitted,

  
\_\_\_\_\_  
Jeffrey J. Rose  
Commissioner

JJR/bc

- C: Brad Simpkins, Interim Director – Division of Forests and Lands  
Richard Mahoney, Director of Audits  
Thomas Martin, Business Administrator  
Bill Carpenter, Communications Program Administrator



STATE OF NEW HAMPSHIRE  
 COMMUNICATIONS PROGRAM:  
 INTERNAL CONTROL REVIEW OBSERVATIONS/RECOMMENDATIONS  
 As of September 23, 2013

Completion Status: Open •  
 Partial ••  
 Substantial •••  
 Full ••••

#	OBSERVATION	RECOMMENDATION	ACTION	COMPLETION STATUS
1	Administrative Rules Should be Adopted	<ul style="list-style-type: none"> <li>➤ The Department should adopt administrative rules to support its program for the rental of space on Department property for antenna facilities.</li> <li>➤ Critical aspects of the Program, including determination of rates, should be subject to administrative rule procedure.</li> </ul>	<ul style="list-style-type: none"> <li>➤ Draft "CHAPTER Res 6500 RULES FOR DRED COMMUNICATION FACILITIES PROGRAM" have been completed for review by upper management, and will be submittal to Joint Legislative Committee on Administrative Rules by December 31, 2013</li> <li>➤ Rental rates are determined from the impact of installed equipment at a given site. The draft rules require the completion of an application, including a detailed inventory of all housed and towered equipment, from which a fair market annual rent can be negotiated by the Department.</li> </ul>	••
2	Controls Ensuring All Agreements Are Current, Documented, and Approved Should be Established	<ul style="list-style-type: none"> <li>➤ The Department should establish controls to ensure that all agreements, including any amendments, allowing entities to maintain and operate antennae facilities on Department property are documented by contracts or other legal documents</li> <li>➤ The Department creates and maintains current documentation of all lease agreements, special use permits, and memorandums of agreements. Negotiations to renew lease agreements should be held in a timely manner to prevent lapses in lease periods. The Department should maintain current documentation supporting all agreements, including current insurance certificates, when required.</li> </ul>	<ul style="list-style-type: none"> <li>➤ The Department has written a "Communications Program Manual", wherein protocols are established to assure that no entity occupies a Department facility without first entering into a legal contract with the Department</li> <li>➤ In May 2012, the Department invested in "ComSite Manager", a database designed especially for inventory and accountability of communication sites occupied by multiple tenants. Per protocols set in the Program Manual, a tenant record shall be maintained in ComSite as well as a hard-copy file. ComSite includes a pop-up indicator when a contract needs renewing. Program staff are working at assuring all tenants have current contracts with adequate electronic and paper files.</li> </ul>	•••

STATE OF NEW HAMPSHIRE  
 COMMUNICATIONS PROGRAM:  
 INTERNAL CONTROL REVIEW OBSERVATIONS/RECOMMENDATIONS  
 As of September 23, 2013

Completion Status: Open •  
 Partial ••  
 Substantial •••  
 Full ••••

#	OBSERVATION	RECOMMENDATION	ACTION	COMPLETION STATUS
		<ul style="list-style-type: none"> <li data-bbox="418 346 824 613">➤ The Department subjects lease renewals to the same contracting controls as initial agreements whereby comprehensive agreement documents are drafted and subject to management review and approval controls prior to execution.</li> <li data-bbox="418 739 824 1012">➤ Agreements provide sufficient detail to accurately describe the scope of use allowed. If the intended scope of use changes during the term of the original agreements or the renewal agreements, the terms of those agreements should be appropriately modified.</li> <li data-bbox="418 1222 824 1369">➤ All original and renewal agreements meeting criteria in RSA 227-H:9 are submitted for Governor and Council approval prior to enactment.</li> <li data-bbox="418 1642 824 1852">➤ Leases meeting criteria in RSA 227-H:10 are recorded in the respective registry of deeds. The Department should periodically monitor to ensure that leases are recorded in accordance with statute.</li> </ul>	<ul style="list-style-type: none"> <li data-bbox="852 346 1312 613">➤ The "Contracting" chapter of the Program Manual establishes an 8-step process which requires review by the Department of Justice and upper management, and approval by G&amp;C where necessary, for new and renewal tenant contracts. As contracts are renewed, the new process will be applied</li> <li data-bbox="852 739 1312 1117">➤ The scope of use allowed is determined by the equipment to be installed. All tenant agreements now require a completed "Equipment Inventory Worksheet" for each piece of requested housed and tower-mounted equipment from which the specific use and annual rent to be charged can be determined. Any change in equipment inventory triggers an examination of the current contract for possible modification.</li> <li data-bbox="852 1222 1312 1558">➤ The "Contracting" chapter of the Program Manual establishes an 8-step process which requires review by the Department of Justice and upper management, and approval by G&amp;C where necessary, for new and renewal tenant contracts. All contracts extending for a period of more than 3 years or for more than an annual consideration of more than \$2,500 shall be approved by G&amp;C</li> <li data-bbox="852 1642 1312 1915">➤ At the request of the registries and at the direction of the Department of Justice, in lieu of the requirements of RSA 227-H:10, the Department requires that, pursuant to RSA 477:7-a,a "Notice of Lease" is recorded for all Leases and a copy of the recording is provided to the Department by the Lessee.</li> </ul>	<p style="text-align: center;">• •• ••• ••••</p> <p style="text-align: center;">• •• ••• ••••</p>

STATE OF NEW HAMPSHIRE  
 COMMUNICATIONS PROGRAM:  
 INTERNAL CONTROL REVIEW OBSERVATIONS/RECOMMENDATIONS  
 As of September 23, 2013

Completion Status: Open •  
 Partial ••  
 Substantial •••  
 Full ••••

#	OBSERVATION	RECOMMENDATION	ACTION	COMPLETION STATUS
		<ul style="list-style-type: none"> <li>➤ Tenants remit rents in accordance with contracted due dates and delinquent rents are pursued timely.</li> </ul>	<ul style="list-style-type: none"> <li>➤ All tenant contracts are entered into the state's billing system – LAWSON. The "Billing" chapter of the Program Manual establishes billing and payment verification procedures. Verification of payments received is performed on a monthly basis between the Business Office and the Communications Program staff.</li> </ul>	<p style="text-align: right;">••••</p>
3	<p><b>Policies And Procedures Controlling Free Use Of Department Property Should Be Established</b></p>	<ul style="list-style-type: none"> <li>➤ The Department should establish controls, including written policies and procedures, for determining what entities should be charged for operating antenna facilities on Department property and what entities, if any, should be allowed free use of Department property.</li> <li>➤ The policies and procedures should incorporate a review and approval control for all program activities, including ensuring determinations to provide free or unpaid use of Department property is in accordance with statute, rule, and Department policy.</li> <li>➤ The Department should review with legal counsel whether it has the authority to enter into quid-pro-quo agreements for the receipt of services in lieu of revenue for the use of space for antenna facilities.</li> </ul>	<ul style="list-style-type: none"> <li>➤ Prior to and as the internal control review played out, the Department produced a Communications Program Manual. The "Contracting" chapter of the Manual includes a definition of tenant categories and the basis for determining annual rent for each category. It remains Department policy that all NH State Government entities shall be allowed use of Department managed sites at a no-rent/quid-pro-quo basis.</li> <li>➤ Since January 2011, the Department "Communications Team", made up of Program leadership and Agency directors, including the Commissioner, meets monthly to review and direct Program activities. In addition, the Program Policy has been updated, and new program rules have been drafted and being processed.</li> <li>➤ A request has been sent to the NH Department of Justice to set up a meeting to address this recommendation.</li> </ul>	<p style="text-align: right;">••</p> <p style="text-align: right;">••</p> <p style="text-align: right;">•</p>

STATE OF NEW HAMPSHIRE  
 COMMUNICATIONS PROGRAM:  
 INTERNAL CONTROL REVIEW OBSERVATIONS/RECOMMENDATIONS  
 As of September 23, 2013

Completion Status: Open •  
 Partial ••  
 Substantial •••  
 Full ••••

#	OBSERVATION	RECOMMENDATION	ACTION	COMPLETION STATUS
4	<p><b>Policies And Procedures For Setting Rental Rates Should Be Established</b></p>	<ul style="list-style-type: none"> <li>➤ The Department should continue in its efforts to establish controls, including comprehensive policies and procedures, for setting and monitoring rates for the rental of space for antenna facilities on Department property.</li> <li>➤ The Department should consider contracting with a consultant with appropriate knowledge and experience to assist in determining and structuring fair market rates that best support the Department's objectives for this activity.</li> <li>➤ All rates and rate adjustment formulas, including contract escalators, should be fully documented in agreements that are formally reviewed and approved by Department management. The application of the rate escalators should be monitored to ensure they are accurately applied.</li> </ul>	<ul style="list-style-type: none"> <li>➤ This forever challenge of negotiating a "fair market rent" for each tenant is addressed in the Department's Policy update where specific criteria is identified to be used in determining the rent. In addition, the Program Manual sets in protocol a "Pricing Matrix" and requires a "Pricing Worksheet" be completed for every tenant contract, including quid-pro-quo arrangements with other NH state agencies.</li> <li>➤ The Department is in process of appraising its communication leases at Mt Washington. If found worthy and affordable, the Department is considering extending the appraisal work to other sites and tenant groups.</li> <li>➤ Thanks to the State's new billing system – LAWSON, and protocols that are set in the recently produced "Communications Program Manual", all contract rents and associated escalators are carefully reviewed and administered. The Program Manual identifies an 8 step process whereby all contracts and contract renewals are reviewed by Department management prior to signing.</li> </ul>	<p style="text-align: center;">•••</p> <p style="text-align: center;">•</p> <p style="text-align: center;">•••••</p>
5	<p><b>Policies And Procedures For Maintaining Complete And Current Inventory Of Antenna Facilities Should Be Established</b></p>	<ul style="list-style-type: none"> <li>➤ The Department should fully implement controls to ensure that it maintains a complete and perpetually current record of all antennas, communications equipment, towers, and buildings in place on its properties. While the use of the newly acquired communications site management software can support this goal, it will require significant effort to determine, accumulate, verify, and enter the relevant data. While certain information may currently exist in the Department's files,</li> </ul>	<ul style="list-style-type: none"> <li>➤ In May 2012, the Department invested in "ComSite Manager", a database designed especially for inventory and accountability of communication sites occupied by multiple tenants. Pursuant to Program Manual protocol, tenant contacts and renewals require a full inventory of equipment to be housed and/or tower-mounted. To date, 15 of 20 department-managed, state-owned communication sites have been inventoried. The Department's goal is to inventory all 20 sites by October 31, 2013.</li> </ul>	<p style="text-align: center;">••</p>

STATE OF NEW HAMPSHIRE  
 COMMUNICATIONS PROGRAM:  
 INTERNAL CONTROL REVIEW OBSERVATIONS/RECOMMENDATIONS  
 As of September 23, 2013


Completion Status: Open •  
 Partial ••  
 Substantial •••  
 Full ••••

#	OBSERVATION	RECOMMENDATION	ACTION	COMPLETION STATUS
		<p>certain additional information, including full descriptions, owners, and relevant agreements for all of the equipment on the Department's sites will need to be established prior to recording that information in the database.</p> <ul style="list-style-type: none"> <li>➤ Pending the Department's opportunity to physically inventory each site, the Department should consider requesting that each tenant provide a detailed listing and description of antenna facilities maintained at Department sites.</li> <li>➤ The Department should establish policies and procedures for periodic reviews of the inventory to ensure the inventory remains current and comprehensive.</li> </ul>	<ul style="list-style-type: none"> <li>➤ A two-page "Inventory Worksheet" is now required for every requested piece of equipment at the time of execution of a new tenant contract, or renewal contract. Regarding tenants where inventories are not current, the Department is implementing the inventory worksheet into the invoice mailing.</li> <li>➤ The Department is realizing that its communication sites need to be inspected on a regular basis. This is a considerable time/travel requirement for a Communications Technician. The Department has upgraded its Program Assistant II position to a Communications Technician II. Ground-truthing tenant activities, verifying inventory, and facilitating site maintenance will be a primary job requirement of the updated position. Due to a recent vacated and subsequent reclassification, the Department is currently recruiting.</li> </ul>	<p>••</p> <p>••</p>
6	<p><b>Controls Over The Recording Of Revenue Should Be Improved</b></p>	<ul style="list-style-type: none"> <li>➤ The Department should establish an effective review and approval control over the identification and recording of revenues to reasonably ensure that revenues are recorded and reported in the correct accounts.</li> </ul>	<ul style="list-style-type: none"> <li>➤ All tenant contracts are entered into the state's billing system – LAWSON, where the appropriate income account is identified. The "Billing" chapter of the Program Manual establishes billing and payment verification procedures. Verification of payments received is performed on a monthly basis between the Business Office and the Communications Program staff.</li> </ul>	<p>••••</p>

STATE OF NEW HAMPSHIRE  
 COMMUNICATIONS PROGRAM:  
 INTERNAL CONTROL REVIEW OBSERVATIONS/RECOMMENDATIONS  
 As of September 23, 2013

Completion Status: Open •  
 Partial ••  
 Substantial •••  
 Full ••••

#	OBSERVATION	RECOMMENDATION	ACTION	COMPLETION STATUS
7	Department Should Exercise Its Authority Over A Tenant-Operated Department Site	<ul style="list-style-type: none"> <li>➤ The Department should not allow the use of Department property without properly approved rental agreements. The Department should review with legal counsel its options for exercising ownership authority for the site.</li> </ul>	<ul style="list-style-type: none"> <li>➤ Following a discussion with the AG's Office confirming the Department's legal authority, DRED entered into a one year Special Use Permit with the tenant.</li> <li>➤ The Department met on site with the tenant to verify equipment at the site.</li> <li>➤ The parties have met and worked out an acceptable long term solution. A Special Use Permit has been prepared and is being executed for one year ending 6/30/2014. The tenant is pursuing a long term lease with a base rate and a revenue sharing agreement to be in place by July 1, 2014. If the tenant is successful, the new lease would be forwarded to Governor and Council for approval if the lease term is greater than 3 years or requires a rent greater than \$2,500. The Tenant has also agreed to clean up the site and remove all the old unused antennas on the tower.</li> </ul>	<p>•••••</p> <p>••••</p> <p>••</p>
8	Agreement Covering The Current And Future Use Of The Cannon Mountain Communications Facility Should Be Negotiated	<ul style="list-style-type: none"> <li>➤ The Department's senior management should negotiate the agreement covering the current and future use of the Cannon Mountain facility.</li> <li>➤ The Department should ensure the agreement is submitted for Governor and Council approval. vendors.</li> </ul>	<ul style="list-style-type: none"> <li>➤ The Department and the tenant have recently met multiple times on site resulting in a resolution of the long-standing issues.</li> <li>➤ A current Lease is now being negotiated by the parties, which will be submitted to Governor and Council for approval, once a fair market rent has been negotiated.</li> </ul>	<p>••••</p> <p>••</p>



# State of New Hampshire

DEPARTMENT OF HEALTH AND HUMAN SERVICES

129 PLEASANT STREET, CONCORD, NH 03301-3857

~~603-271-4906~~ FAX: 603-271-4912 TDD ACCESS: 1-800-735-2964

New Number: 603-271-9200

NICHOLAS A. TOUMPAS  
COMMISSIONER

September 25, 2013

The Honorable Mary Jane Wallner, Chairman  
Fiscal Committee of the General Court  
State House  
Concord, NH 03301

*Re: Dashboard – August 2013*

## Information

The Department of Health and Human Services is providing this dashboard report, which provides a status on demand for services in entitlement programs. The purposes of this dashboard are to:

1. Provide summary information on enrollments in several high cost programs,
2. Monitor high level fiscal issues to ensure sufficient funding is available for entitlement programs and for programs intended by the legislature, and to
3. Provide a summary of significant administrative and operations initiatives.

## Explanation

### Mission

The Department's mission is "to join communities and families in providing opportunities for citizens to achieve health and independence." The majority of individuals serviced by the Department fall into three groups, and programs to help these individuals require different approaches with differing objectives.

- Permanently Disabled Individuals include the developmentally disabled, frail elderly and those with mental health issues who require long term care services. The objective is to help them maximize their independence, to allow to the extent it is safe for the individual, to live within a community, while recognizing that for many there will always be a need for long-term services and supports.
- Temporarily Low Income Individuals are those who have exhausted their financial resources due a loss of employment, divorce or temporary health issues. These individuals have the ability to likely recover their independence when jobs are available or their current crises are overcome with the appropriate interim supports.
- Chronically Low Income Individuals are the most complex. Breaking the cycle of poverty for the chronically low income requires a commitment from public and state leaders to invest in programs that will support a coordinated statewide effort including, not only the Department of Health and Human Services, but also Education, Corrections and Employment Security.

For the month ended August 2013, the Department provided services to an average of 153,065 individuals per month. This represented a decrease of 2.5% versus the prior year. The largest programs managed by the Department are the food stamp, Medicaid and FANF programs, which provide supports to low-income individuals. As noted in the following table, the number of people receiving Medicaid and food stamps has declined slightly from the prior year, but remain at high, unprecedented levels. The number of people receiving Financial Assistance to Needy Families and Aid to the Permanently and Totally Disabled continues to decline.

	Average Enrollment (Persons) Months of July & August			
	2011	2012	2013	2014
Total Unduplicated Persons	150,902	153,866	156,802	153,070
<i>Pct Increase from Prior Year</i>	7.2%	2.0%	1.9%	-2.4%
Medicaid Persons	118,836	119,721	129,760	129,159
<i>Pct Increase from Prior Year</i>	4.3%	0.7%	8.4%	-0.5%
Food Stamp Persons	109,541	114,135	116,271	115,595
<i>Pct Increase from Prior Year</i>	24.4%	4.2%	1.9%	-0.6%
FANF Persons	13,951	12,013	8,742	7,924
<i>Pct Increase from Prior Year</i>	3.8%	-13.9%	-27.2%	-9.4%
APTD Persons	8,630	8,968	8,351	7,959
<i>Pct Increase from Prior Year</i>	9.3%	3.9%	-6.9%	-4.7%
Elderly Nursing Services	7,254	7,169	7,337	7,219
<i>Pct Increase from Prior Year</i>	-2.9%	-1.2%	2.3%	-1.6%

Medicaid caseloads have stabilized but remain at historic highs. A recent forecast developed for the Department project a 1.0% annual increase in caseloads. The budget for SFY14-15 assumes no growth in caseloads. The Department is implementing a managed care program to provide these services, which will not change the eligibility but will impact how Medicaid services are delivered

#### **Funding Issues**

As noted in Table A, the Department is tracking a projected general fund shortfall for the biennium of \$34.8 million and the approved budget assumes another \$47.6 million of lapse from Department appropriations. The Department has historically been proactive in dealing with budget shortfalls and the current budget issues will be addressed in a similar manner. The day the budget was passed, the Department began work on assessing funding shortfalls and options for addressing those shortfalls.

- We have implemented a hiring freeze for all non-direct care positions with an objective of maintaining 250 vacancies.
- We reviewed all of our administrative accounts looking for areas for potential reduction.
- Similar to the LBA process during the Senate phase of the budget, we prepared a list of program areas where significant general funds were added to our budget.

With this information in hand, we are working with the Governor's office to develop a cost reduction plan to address the projected shortfall. Since many of the cost reduction initiatives are likely to require changes in legislation, it is expected the plan will be presented to the Fiscal Committee at the appropriate time.

#### **Operations & Administration**

The Department has a number of operations challenges for the current biennium. Several significant changes to service delivery systems and operational infrastructure are in process. These include:

##### **Service Delivery**

1. Medicaid Care Management for Medical and Long Term Care Services
2. Implementation of Children in Need of Services (CHINS) Voluntary Services
3. Implementation of the 10-Year Mental Health Plan
4. State Innovation Model (SIM) Grant
5. Balanced Incentive Program (BIP) Grant



#### Medicaid Model

6. Development of an 1115 Waiver to restructure the Medicaid program
7. Implementation of authorized elements of the Affordable Care Act (ACA)
  - a. Implementation of the Modified Adjusted Gross Income
  - b. Federally Facilitated Marketplace
  - c. Federally Funded Primary Care Rate Increase

#### Information Technology

8. Medicaid Management Information System
9. Service Delivery System Transformation – Data Repository
10. Health Information Exchange
11. Replace Child Support Information System (NECSES)
12. Complete the installation of the Medicaid Management Information System (MMIS)
13. Continue the modernization of the eligibility determination system (New HEIGHTS)
14. Implement Electronic Medical Record at New Hampshire Hospital
15. Implement WISDOM Public Health Performance Management System

Additionally, legislation related to medical marijuana and family planning services provided no funding for implementation and will require resources be transferred from other areas of the Department's budget.

These projects and high caseloads are straining the Department's capacity. In July 2008, the Department provided services to 125,236; today the Department provides services to 153,025 individuals, representing an increase of 27,839 (22.2%). In July 2008, the Department had 3,095 filled positions. The number of filled positions has fallen to 2,596, representing a loss of 499 positions. The decline in number of staff is exacerbated by the fact that nearly 12% of the Department's workforce is age 60 with at least 10 years of services and eligible for retirement. This potential drain of experienced staff, combined with the organizational downsizing and transformation challenges, creates risk to the Department's core competencies.

#### Litigation & Audits

In addition to managing current operations and working toward implementation of the significant transformation initiatives required in the budget for SFY2013, Department resources have become disproportionately directed at and continue to be consumed to addressing audits and litigation including:

- Litigation involving acute care hospitals
- Litigation involving the Olmstead regulations for the mental health services
- Litigation involving providers of residential care for children
- Managing the disproportionate share program
- Office of Inspector General audits
- Federal review of Title IV-E
- LBA audits such as the recently completed audit of EBT cards NH Hospital and the Sununu Youth Services Center
- State Single Audit


One new issue related to the Medicaid Disproportionate Share (DSH) program for New Hampshire Hospital (NHH). NHH receives approximately \$18 million per year from the DSH program for services for uninsured patients. In 2008, CMS issued rules defining "uninsured" to be more restrictive than the service-specific definition previously employed and applied the definition on an individual-specific basis rather than a service-specific basis. This reduces the costs that can be claimed for DSH since many clients have insurance, but not for the services being rendered by NHH. Numerous states, including New Hampshire,

members of Congress, and related stakeholders expressed their concern that the 2008 DSH final rule definition of the uninsured deviated from prior guidance and would have a significant financial impact on states and hospitals. In January 2012 CMS issued a proposed rule, which will reinstate the broader definition. In December 2012, CMS indicated the final rule might be issued in April 2013. This did not occur. NHH has and continues to believe when the final, broader, rule is issued, it will retain DSH federal funding at historical levels and has been budgeting under that assumption.

### Summary

The Department has continually strived to deliver high quality and cost-effective services to individuals requiring support services and to the taxpayers who fund those services and to improve the value of the services delivered. Successful transition to a new business structure, however, is challenged by continuing reduction in resources and resistance from existing delivery systems and stakeholders.

Respectfully submitted,

  
Nicholas A. Toumpas  
Commissioner

Enclosure

cc: The Honorable Mary Jane Wallner, Chairman, House Finance Committee  
The Honorable Jeanie Forrester, Chairman, Senate Finance Committee  
The Honorable Chuck W. Morse, President of the Senate  
The Honorable James MacKay, House Health, Human Services & Elderly Affairs Committee  
The Honorable Nancy Stiles, Senate Health, Education & Human Services Committee  
Her Excellency, Governor Margaret Wood Hassan  
The Honorable Terie Norelli, Speaker of the House  
Jeffrey A. Pattison, Legislative Budget Assistant

#### Executive Council

Raymond S. Burton	Colin Van Ostern	Chris Sununu
Christopher Pappas	Debora B. Pignatelli	


#### House Finance Committee

Mary Allen	Richard Barry	Bernard Benn
Thomas Buco	John Cebrowski	Daniel Eaton
Robert Elliott	Susan Ford	Marilinda Garcia
William Hatch	David Huot	Neal Kurk
Peter Leishman	Alfred Lerandean	Dan McGuire
Sharon Nordgren	Lynne Ober	Katherine Rogers
Cindy Rosenwald	Stephen Spratt	Karen Umberger
Robert Walsh	Kenneth Weyler	Colette Worsman

#### Senate Finance Committee

Peter Bragdon	Lou D'Allesandro
Sylvia Larsen	Bob Odell

**DEPARTMENT OF HEALTH AND HUMAN SERVICES**



**OPERATING STATISTICS DASHBOARD**

**DATA THROUGH JULY 2013**

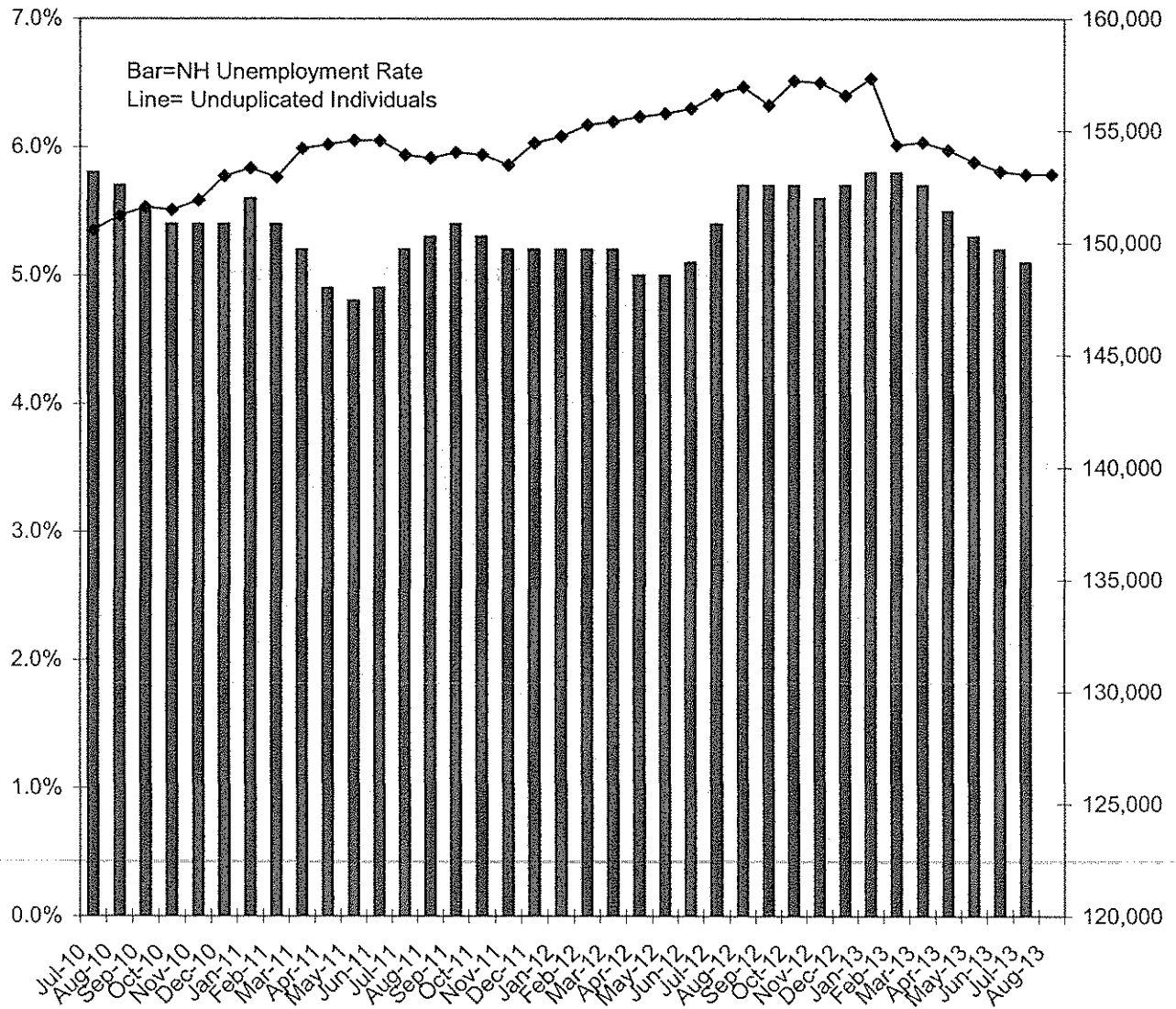
**SFY14**

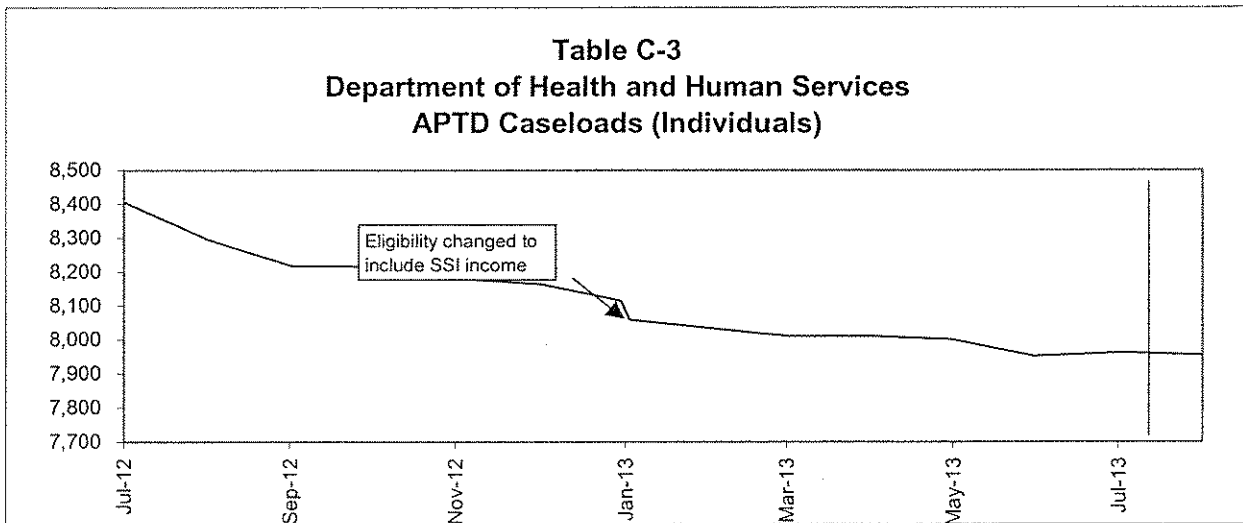
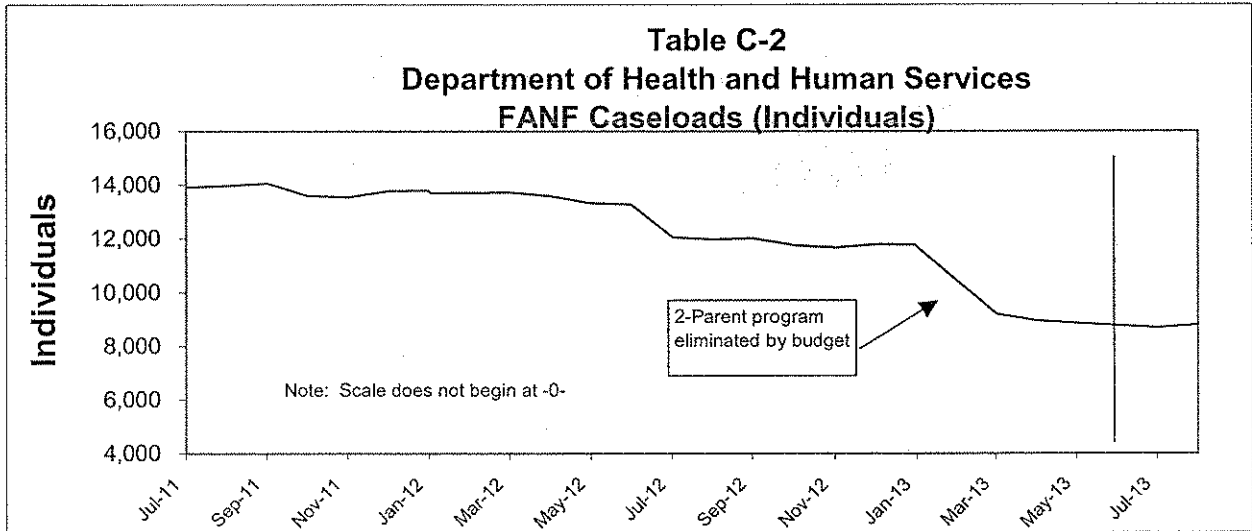
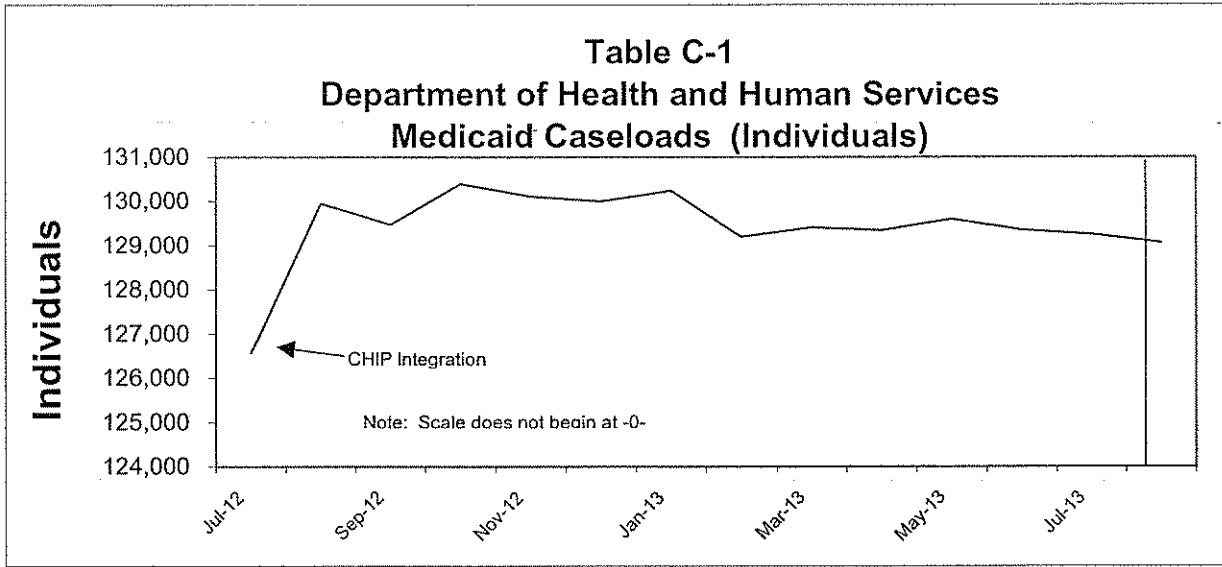
---

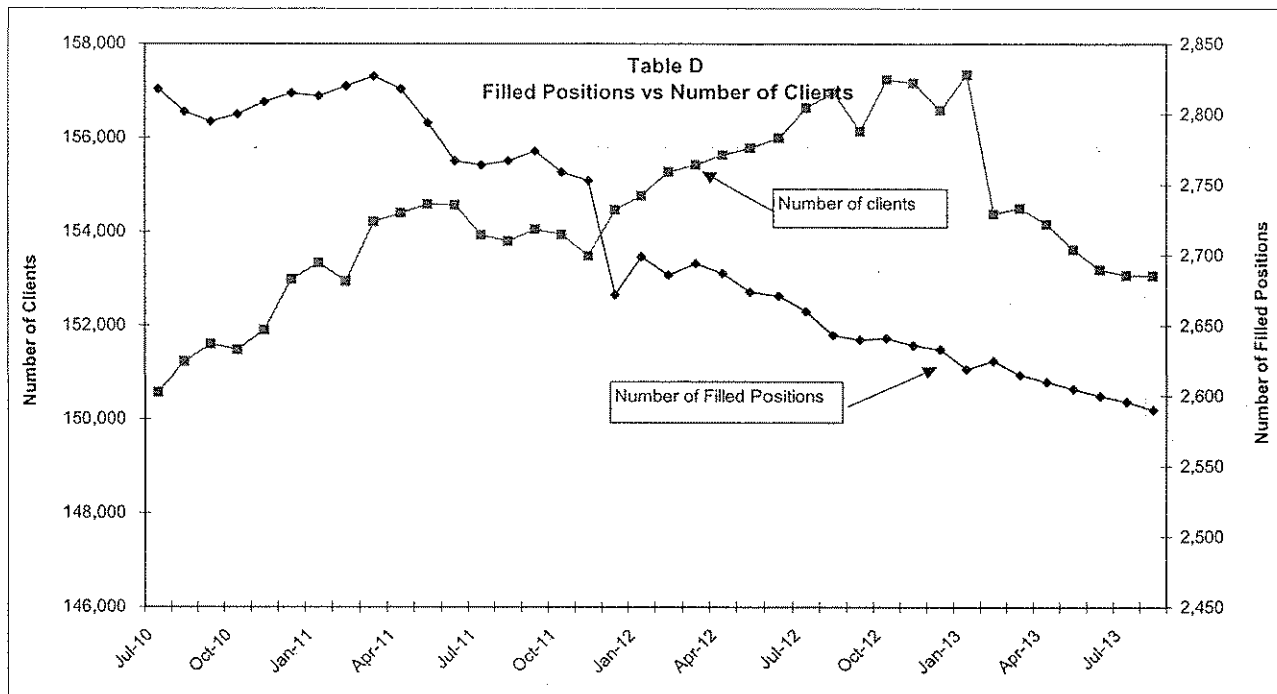
Prepared September 13, 2013

	A	B	C	E	G	H	I
1	<b>TABLE A</b>						
2	<b>Department of Health and Human Services</b>						
3	<b>Budget Planning SFY14-SFY15</b>						
4	<b>As of July 19, 2013</b>						
5							
6	<b>Anticipated Areas of Budget Shortfalls</b>						
7	The budget for SFY14-15 provides insufficient general funds to address the legislative intends for services and obligations that are expected to be incurred. This summary identifies the shortfalls as currently anticipated.						
8							
9	Prepared July 19, 2013						
10			<i>Figures Rounded to \$000</i>	SFY14 General	SFY15 General	Total General	
11							
12	<b>Lapse Estimated in Final Budget</b>						
13			Lapse estimated in final budget-3.63%	\$23,854			
14			Lapse estimated in final budget-3.68%		\$23,785	\$47,639	
15							
16	<b>Known Shortfalls</b>						
17	DHHS		DHHS footnote reduction (HB2:10) (\$7 mil F14-15)	\$3,500	\$3,500		
18	DHHS		DHHS share of Governor's personnel reduction	\$1,745	\$2,623		
19	DHHS		Health Facility Licensing Fees not authorized	\$155	\$173		
20	SYSC		Reduction in SYSC appropriation (HB2:14)	\$500	\$750		
21	DHHS		Anticipated Delay in Managed Care	\$2,033	\$8,460		
22	DHHS		Medicaid To Schools-Transportation	\$500	\$2,000		
23	DHHS		DSH Settlement	\$8,886			
24			<b>Total Known Shortfall</b>	<b>\$17,319</b>	<b>\$17,506</b>	<b>\$34,825</b>	
25							
26	<b>Other Potential Shortfalls</b>						
27	The above list includes only those shortfalls which a) are likely to be incurred and b) for which amounts can be reasonably estimated. There are a number of other issues, not listed, such as caseload increases, for which the risks are less defined. If or when other funding issues arise, they will be appended to the above.						
28							
29							
30							

**Table B**  
**Department of Health and Human Services**  
**Caseload vs Unemployment Rate**







	A	B	C	D	E	F	G	H
1	Table E							
2	Department of Health and Human Services							
3	Operating Statistics							
4	Children In Services							
5								
6		DCYF	DCYF	Family Foster	Residential	Child Care	Child Care	SYSC
7		Referrals	Assessments	Care	Placement	Emplmnt	Wait List	Secure
8				Placement		Related		Census
9		Actual	Actual	Actual	Actual	Actual	Actual	Actual
10								
23	Jul-10	987	638	663	424	5,041	2,386	55
24	Aug-10	1,012	659	646	413	4,903	2,508	53
25	Sep-10	1,182	691	627	400	4,769	2,666	50
26	Oct-10	1,110	651	625	414	4,407	2,505	57
27	Nov-10	1,125	593	626	426	4,487	2,361	64
28	Dec-10	1,072	746	630	410	4,345	1,382	60
29	Jan-11	1,131	831	616	403	4,475	326	59
30	Feb-11	1,076	888	618	394	4,743	0	57
31	Mar-11	1,339	909	619	424	5,083	0	61
32	Apr-11	1,165	805	628	427	5,162	0	73
33	May-11	1,240	810	631	425	5,251	0	80
34	Jun-11	1,237	697	629	423	5,333	0	73
35	Jul-11	963	737	574	351	5,053	0	68
36	Aug-11	1,073	776	583	317	5,055	0	65
37	Sep-11	1,261	674	580	289	5,136	0	61
38	Oct-11	1,197	742	590	302	4,969	0	52
39	Nov-11	1,116	640	602	311	5,047	0	44
40	Dec-11	1,123	777	610	321	5,017	0	48
41	Jan-12	1,289	881	590	309	4,925	0	56
42	Feb-12	1,183	725	596	298	4,869	0	64
43	Mar-12	1,300	767	602	331	4,970	0	62
44	Apr-12	1,223	784	603	332	4,967	0	63
45	May-12	1,477	876	612	350	5,231	0	69
46	Jun-12	1,057	873	613	352	5,274	0	69
47	Jul-12	1,100	681	605	323	5,175	0	60
48	Aug-12	1,050	744	611	317	5,219	0	57
49	Sep-12	1,151	681	619	295	5,050	0	56
50	Oct-12	1,344	898	612	306	5,076	0	60
51	Nov-12	1,098	656	609	321	5,061	0	57
52	Dec-12	1,086	656	601	325	4,995	0	59
53	Jan-13	1,245	715	594	322	5,164	0	54
54	Feb-13	1,072	674	609	318	5,113	0	58
55	Mar-13	1,180	842	619	318	5,231	0	57
56	Apr-13	1,269	852	612	339	5,368	0	60
57	May-13	1,383	852	589	331	5,357	0	69
58	Jun-13	1,147	685	594	332	5,345	0	72
59	Jul-13	1,124	772	571	315	5,568	0	61
60	Aug-13	1,045	591	570	323	5,517	0	60
61	Sep-13							
62	Oct-13							
63	Nov-13							
64	Dec-13							
65	Jan-14							
66	Feb-14							
67	Mar-14							
68	Apr-14							
69	May-14							
70	Jun-14							
71								
72	<b>Source of Data</b>							
73	Column							
74	B	DCYF SFY Management Database Report: Bridges.						
75	C	DCYF Assessment Supervisory Report: Bridges.						
76	D	Bridges placement authorizations during the month, unduplicated.						
77	E	Bridges placement authorizations during the month, unduplicated.						
78	F	Bridges Expenditure Report, NHB-OAR8-128						
79	G	Child Care Wait List Screen: New Heights						
80	H	Bridges Service Day Query - Bed days divided by days in month						



	A	B	C	D	E	F	G	H	I	J
1	<b>Table F</b>									
2	<b>Department of Health and Human Services</b>									
3	<b>Operating Statistics</b>									
4	<b>Social Services</b>									
5										
6		<b>FANF</b>	<b>APTD Persons</b>	<b>Food Stamps Persons</b>	<b>Child Support Cases</b>					
7					<b>Current Cases</b>	<b>Former Cases</b>	<b>Never Cases</b>	<b>Total Cases</b>		
8										
9		<b>Actual</b>	<b>Actual</b>	<b>Actual</b>	<b>Actual</b>	<b>Actual</b>	<b>Actual</b>	<b>Actual</b>		
22	Jul-10	13,920	8,617	109,131	5,550	17,304	13,123	35,977		
23	Aug-10	13,981	8,643	109,950	5,758	17,120	13,138	36,016		
24	Sep-10	14,065	8,650	110,588	5,508	17,374	13,072	35,954		
25	Oct-10	13,615	8,656	110,694	5,726	17,177	13,051	35,954		
26	Nov-10	13,553	8,667	111,476	5,645	17,262	13,026	35,933		
27	Dec-10	13,789	8,749	112,293	5,577	17,345	12,986	35,908		
28	Jan-11	13,796	8,740	113,127	5,716	17,142	12,965	35,823		
29	Feb-11	13,705	8,779	112,803	5,654	17,189	12,917	35,760		
30	Mar-11	13,730	8,912	114,023	5,411	17,425	12,942	35,778		
31	Apr-11	13,597	9,019	114,482	5,435	17,379	12,986	35,800		
32	May-11	13,330	9,009	114,611	5,586	17,150	12,961	35,697		
33	Jun-11	13,272	9,088	114,441	5,401	17,296	12,902	35,599		
34	Jul-11	12,046	9,031	113,984	5,302	17,277	12,906	35,485		
35	Aug-11	11,980	8,905	114,285	5,416	17,099	12,842	35,357		
36	Sep-11	12,014	8,864	114,344	5,163	17,225	12,748	35,136		
37	Oct-11	11,756	8,763	114,705	5,365	17,081	12,749	35,195		
38	Nov-11	11,668	8,854	114,371	5,325	17,095	12,728	35,148		
39	Dec-11	11,787	9,006	115,671	5,192	17,184	12,760	35,136		
40	Jan-12	11,781	8,834	117,047	5,360	17,052	12,793	35,205		
41	Feb-12	11,628	8,792	117,293	5,327	17,066	12,836	35,229		
42	Mar-12	9,202	8,600	117,250	4,211	18,113	12,897	35,221		*
43	Apr-12	8,950	8,575	117,443	4,308	17,966	12,876	35,150		
44	May-12	8,853	8,541	117,744	4,308	17,881	12,845	35,034		
45	Jun-12	8,774	8,518	117,708	4,139	17,952	12,898	34,989		
46	Jul-12	8,690	8,405	117,625	4,184	17,771	12,928	34,883		
47	Aug-12	8,793	8,296	117,916	4,031	17,760	12,899	34,690		
48	Sep-12	8,657	8,218	117,569	4,038	17,722	12,853	34,613		
49	Oct-12	8,704	8,216	119,101	4,261	17,526	12,865	34,652		
50	Nov-12	8,599	8,181	118,992	4,066	17,650	12,862	34,578		
51	Dec-12	8,493	8,164	118,817	4,051	17,653	12,893	34,597		
52	Jan-13	8,559	8,115	120,153	4,136	17,542	12,836	34,514		
53	Feb-13	8,538	8,059	117,654	4,175	17,545	12,857	34,577		
54	Mar-13	8,378	8,011	117,409	4,041	17,723	13,006	34,770		
55	Apr-13	8,337	8,011	114,147	4,162	17,606	13,054	34,822		
56	May-13	8,169	8,001	119,317	3,973	17,780	13,102	34,855		
57	Jun-13	8,005	7,951	116,087	3,917	17,850	13,146	34,913		
58	Jul-13	7,926	7,962	115,691	4,035	17,724	13,193	34,952		
59	Aug-13	7,922	7,955	115,499	3,866	17,901	13,180	34,947		
60	Sep-13									
61	Oct-13									
62	Nov-13									
63	Dec-13									
64	Jan-14									
65	Feb-14									
66	Mar-14									
67	Apr-14									
68	May-14									
69	Jun-14									
70										
71	<b>Source of Data</b>									
72	Column									
73	B	Office of Research & Analysis, Ca								
74	C	Budget Document								
75	D	Budget Document								
76	E-H	DCSS Caseload (Month End Actual from NECSES)								
77										
78	Note	* Effective 3/1/12, SSI or SSP is considered when determining FANF eligibility.								
79		Those child support cases no longer eligible, are now "Former" assistance cases.								
80										
81										

	A	B	C	D	E	F	G	H	I
1	<b>Table G</b>								
2	<b>Department of Health and Human Services</b>								
3	<b>Operating Statistics</b>								
4	<b>Community Mental Health Center Medicaid</b>								
5									
6		<b>Monthly Cost</b>	<b>YTD Weekly Average Cost</b>						
7		<b>Actual</b>	<b>Actual</b>						
20	Jul-10	\$ 7,988,373	\$ 1,597,675						
21	Aug-10	\$ 7,136,649	\$ 1,680,558						
22	Sep-10	\$ 6,629,711	\$ 1,673,441						
23	Oct-10	\$ 8,685,885	\$ 1,691,145						
24	Nov-10	\$ 8,628,997	\$ 1,775,892						
25	Dec-10	\$ 6,900,690	\$ 1,702,604						
26	Jan-11	\$ 6,184,140	\$ 1,682,401						
27	Feb-11	\$ 6,740,043	\$ 1,682,700						
28	Mar-11	\$ 7,382,305	\$ 1,699,405						
29	Apr-11	\$ 9,302,312	\$ 1,757,654						
30	May-11	\$ 7,547,988	\$ 1,731,814						
31	Jun-11	\$ 7,992,643	\$ 1,752,303						
32	Jul-11	\$ 7,631,195	\$ 1,526,239	<b>Medicaid Client Trending Report</b>					
33	Aug-11	\$ 6,879,546	\$ 1,612,305	Current Date:		Note: All figures are year-to-date			
34	Sep-11	\$ 8,259,497	\$ 1,626,446	<b>ACTUALS - YTD</b>					
35	Oct-11	\$ 6,551,174	\$ 1,628,967	<b>FISCAL YEAR</b>	<b>QTR 1</b>	<b>QTR 2</b>	<b>QTR 3</b>	<b>QTR 4</b>	
36	Nov-11	\$ 6,684,985	\$ 1,636,654	2008	11,016	13,553	15,497	17,392	
37	Dec-11	\$ 8,227,790	\$ 1,638,303	2009	12,014	14,693	16,849	19,206	
38	Jan-12	\$ 6,020,154	\$ 1,621,108	2010	13,240	16,187	18,580	20,797	
39	Feb-12	\$ 6,992,712	\$ 1,635,630	2011	13,480	16,390	18,410	20,665	
40	Mar-12	\$ 8,495,420	\$ 1,643,562	2012	13,358	15,775	17,447	19,925	
41	Apr-12	\$ 7,164,315	\$ 1,656,972	2013	13,227	15,761	17,460	19,555	
42	May-12	\$ 7,280,134	\$ 1,670,561	2014					
43	Jun-12	\$ 8,576,998	\$ 1,674,791						
44	Jul-12	\$ 6,080,133	\$ 1,520,033	<b>BUDGETED - YTD</b>					
45	Aug-12	\$ 8,396,227	\$ 1,608,484	<b>FISCAL YEAR</b>	<b>QTR 1</b>	<b>QTR 2</b>	<b>QTR 3</b>	<b>QTR 4</b>	
46	Sep-12	\$ 6,638,801	\$ 1,624,243	2011	12,541	15,333	17,599	19,699	
47	Oct-12	\$ 6,557,972	\$ 1,627,831	2012	13,806	16,787	18,856	21,165	
48	Nov-12	\$ 8,163,038	\$ 1,628,917	2013	14,214	16,786	18,565	21,202	
49	Dec-12	\$ 6,888,680	\$ 1,643,264	2014	13,957	16,631	18,424	20,635	
50	Jan-13	\$ 5,678,659	\$ 1,613,450						
51	Feb-13	\$ 6,844,750	\$ 1,624,949	<b>VARIANCE: BUDGETED TO ACTUAL - YTD</b>					
52	Mar-13	\$ 9,366,958	\$ 1,656,800	<b>FISCAL YEAR</b>	<b>QTR 1</b>	<b>QTR 2</b>	<b>QTR 3</b>	<b>QTR 4</b>	
53	Apr-13	\$ 9,806,502	\$ 1,730,738	2012	-448	-1,012	-1,409	-1,240	
54	May-13	\$ 5,993,645	\$ 1,675,320	2013	-987	-1,025	-1,105	-1,647	
55	Jun-13	\$ 6,614,944	\$ 1,673,660	2014					
56	Jul-13	\$ 6,663,858	\$ 1,665,965						
57	Aug-13								
58	Sep-13								
59	Oct-13								
60	Nov-13								
61	Dec-13								
62	Jan-14								
63	Feb-14								
64	Mar-14								
65	Apr-14								
66	May-14								
67	Jun-14								

	A	B	C	D	E	F	G	H	I	J	K	L	M	N
1	Table H													
2	Department of Health and Human Services													
3	Operating Statistics													
4	Elderly & Adult Long Term Care													
5														
6		Total Nursing Clients		CFI Home Health	CFI Midlevel	Other Nursing	Nursing Home Beds		Pct in NF	APS Clients Assmnts	APS Cases Ongoing	SSBG AIHC Waitlist	Total SSBG AIHC	
7		Actual	Budget			Note 1	3 mo. Avg	Budget						
8														
20	Jul-10	7,284	7,740	2,541	384	36	4,359	4,063	59.8%	250	1,121	5		
21	Aug-10	7,223	7,740	2,494	389	34	4,340	4,063	60.1%	221	1,118	1		
22	Sep-10	7,112	7,740	2,513	365	32	4,234	4,063	59.5%	228	1,104	0	506	
23	Oct-10	7,150	7,740	2,527	387	35	4,236	4,063	59.2%	228	1,080	0		
24	Nov-10	7,237	7,740	2,557	396	28	4,284	4,063	59.2%	221	1,067	3		
25	Dec-10	7,346	7,740	2,530	413	32	4,403	4,063	59.9%	183	1,068	0	614	
26	Jan-11	7,217	7,740	2,468	416	32	4,333	4,063	60.0%	178	1,039	3		
27	Feb-11	7,164	7,740	2,548	385	33	4,231	4,063	59.1%	162	1,040	6		
28	Mar-11	7,127	7,740	2,544	388	32	4,195	4,063	58.9%	203	1,042	3		
29	Apr-11	7,221	7,740	2,511	422	31	4,288	4,063	59.4%	222	1,041	3		
30	May-11	7,079	7,740	2,485	417	34	4,177	4,063	59.0%	207	1,058	8		
31	Jun-11	7,094	7,740	2,436	420	35	4,238	4,063	59.7%	238	1,077	4	740	YTD
32	Jul-11	7,142	7,515	2,499	443	31	4,200	4,400	58.8%	200	1,069	1		
33	Aug-11	7,196	7,515	2,396	456	37	4,344	4,400	60.4%	226	1,083	2		
34	Sep-11	7,174	7,515	2,382	447	32	4,345	4,400	60.6%	236	1,091	2	532	YTD
35	Oct-11	7,053	7,515	2,340	442	33	4,271	4,400	60.6%	253	1,108	2		
36	Nov-11	7,037	7,515	2,350	432	35	4,255	4,400	60.5%	212	1,103	2		
37	Dec-11	7,132	7,515	2,356	446	32	4,330	4,400	60.7%	220	1,095	-	667	YTD
38	Jan-12	7,189	7,515	2,357	439	34	4,393	4,400	61.1%	215	1,077	9		
39	Feb-12	7,312	7,515	2,417	418	33	4,477	4,400	61.2%	215	1,084	9		
40	Mar-12	7,518	7,515	2,530	448	31	4,540	4,400	60.4%	240	1,065	13	740	YTD
41	Apr-12	7,368	7,515	2,450	433	34	4,485	4,400	60.9%	223	1,053	9		
42	May-12	7,343	7,515	2,486	439	33	4,418	4,400	60.2%	223	1,084	5		
43	Jun-12	7,376	7,515	2,554	436	34	4,386	4,400	59.5%	245	1,095	16	786	YTD
44	Jul-12	7,225	7,578	2,401	444	34	4,380	4,422	60.6%	238	1,096	9		
45	Aug-12	7,448	7,578	2,468	471	39	4,509	4,422	60.5%	251	1,087	5		
46	Sep-12	7,281	7,578	2,454	462	37	4,365	4,422	60.0%	209	1,092	6	518	YTD
47	Oct-12	7,293	7,578	2,475	464	35	4,354	4,422	59.7%	243	1,137	1		
48	Nov-12	7,254	7,578	2,478	482	34	4,294	4,422	59.2%	200	1,203	1		
49	Dec-12	7,253	7,578	2,433	484	35	4,336	4,422	59.8%	178	1,186	1	635	YTD
50	Jan-13	7,194	7,578	2,421	461	37	4,312	4,422	59.9%	255	1,201	1		
51	Feb-13	7,092	7,578	2,415	443	33	4,234	4,422	59.7%	159	1,202	1		
52	Mar-13	7,052	7,578	2,487	438	38	4,127	4,422	58.5%	220	1,196	1	705	YTD
53	Apr-13	6,658	7,578	2,390	238	9	4,030	4,422	60.5%	205	1,228	1		
54	May-13	7,037	7,578	2,511	362	11	4,164	4,422	59.2%	174	1,206	1		
55	Jun-13	7,038	7,578	2,405	421	10	4,212	4,422	59.8%	194	1,224	1	769	YTD
56	Jul-13	7,153	7,356	2,452	421	72	4,280	4,380	59.8%	276	1,230	1		
57	Aug-13	7,284	7,356	2,532	439	25	4,313	4,380	59.2%	263	1,225	1		
58	Sep-13													
59	Oct-13													
60	Nov-13													
61	Dec-13													
62	Jan-14													
63	Feb-14													
64	Mar-14													
65	Apr-14													
66	May-14													
67	Jun-14													
68														
69	Note 1: These clients are also captured under OMBP Provider Payments													
70	Note : CFI Home Health = CFI Home Support and Home Health Care Waiver Services													
71	Source of Data													
72	Columns													
73														
74	D-F	MDSS monthly client counts												
75	G	3 month Avg of the number of paid bed days in the month/days in prior month												
76		by the number of days in the previous month. MDSS												
77	J	Options Monthly Protective Reports												
78	K	Options Monthly Activity Report												
79	L	SSBG Adult In-Home Care verbal report from Adult Protective Services Administrator												
80	M	Quarterly Options Paid Claims from Business Systems Unit Manager												

	A	B	C	D	E	F	G	H	I	J
1	<b>Operating Statistics</b>									
2	<b>Developmental Services Long Term Care</b>									
3										
4										
5		BDS Programs served FYTD**	BDS Programs FYTD Unduplicated Count	Early Supports & Services	Special Medical Services	Partners in Health Program	Devl. Serv. Priority #1 DD Waitlist	Devl. Serv. ABD Waitlist		Medicaid to Schools
6					(8-09 to 8-12 Actual)	(8-09 to 8-12 Actual)	Actual*	Actual*		
18	Jul-10	9,505	6,463	1,927	1,652	1,390	40	0		
19	Aug-10	10,574	7,826	2,054	1,690	1,058	13	0		
20	Sep-10	11,107	8,324	2,069	1,730	1,053	9	0		
21	Oct-10	11,667	8,826	2,087	1,767	1,074	21	1		
22	Nov-10	12,438	9,600	2,128	1,768	1,070	19	0		
23	Dec-10	12,732	9,959	2,101	1,667	1,106	19	0		
24	Jan-11	13,152	10,344	1,972	1,659	1,149	19	0		
25	Feb-11	13,567	10,817	2,017	1,613	1,137	19	0		
26	Mar-11	13,900	11,098	2,182	1,651	1,151	20	0		
27	Apr-11	14,201	11,337	2,277	1,695	1,169	30	0		
28	May-11	14,623	11,713	2,339	1,742	1,168	30	0		
29	Jun-11	15,148	12,168	2,344	1,772	1,208	24	4		6,785
30	Jul-11	10,626	7,627	2,248	1,795	1,204	56	6		
31	Aug-11	10,953	7,957	1,799	1,806	1,190	34	8		
32	Sep-11	11,146	8,328	2,329	1,811	1,007	34	10		
33	Oct-11	11,500	8,529	2,668	1,841	1,130	46	9		
34	Nov-11	11,918	9,077	2,917	1,727	1,114	58	9		
35	Dec-11	12,290	9,445	3,057	1,742	1,103	62	0		
36	Jan-12	12,535	9,848	3,274	1,667	1,020	66	0		
37	Feb-12	12,767	10,112	3,468	1,663	992	71	0		
38	Mar-12	13,133	10,455	3,661	1,695	983	78	0		
39	Apr-12	13,510	10,802	3,922	1,702	1,006	81	0		
40	May-12	13,850	11,122	4,154	1,740	988	90	0		
41	Jun-12	14,248	11,513	4,423	1,737	998	94	0		6,419
42	Jul-12	9,742	7,055	1,891	1,689	998	123	0		
43	Aug-12	10,324	7,590	2,083	1,738	996	123	0		
44	Sep-12	11,000	8,156	2,288	1,814	1,030	154	0		
45	Oct-12	11,701	8,774	2,601	1,876	1,051	169	0		
46	Nov-12	12,207	9,209	2,861	1,935	1,063	172	0		
47	Dec-12	12,562	9,502	3,033	1,980	1,080	190	0		
48	Jan-13	13,217	10,065	3,255	2,063	1,089	219	0		
49	Feb-13	13,660	10,438	3,521	2,123	1,099	225	1		
50	Mar-13	14,057	10,694	3,706	2,253	1,110	242	3		
51	Apr-13	14,460	10,992	3,925	2,342	1,126	240	1		
52	May-13	14,863	11,289	4,132	2,430	1,144	265	4		
53	Jun-13	15,205	11,580	4,323	2,460	1,165	288	8		
54	Jul-13	8,995	6,364	1,865	1,646	985	373	15		
55	Aug-13	10,041	7,291	2,074	1,755	995	186	5		
56	Sep-13									
57	Oct-13									
58	Nov-13									
59	Dec-13									
60	Jan-14									
61	Feb-14									
62	Mar-14									
63	Apr-14									
64	May-14									
65	Jun-14									
66										
67	Data Sources:	NHLeads	NHLeads	NHLeads	SMSdb	PIHdb	Registry	Registry		
68										
69	*G & *H Represent the number of individuals waiting at least 90-days for DD or ABD									
70	Waiver funding.									
71	** BDS count excludes MTS Students served									
72	E & F	Represents year-to-date total number served								

	A	B	C	D	E	F	G	H	I	J	K
1	Table I										
2	Department of Health and Human Services										
3	Operating Statistics										
4	Shelter & Institutions										
5											
6		NHH				BHHS					Glenclyff
7		APS & APC Census	APS & APC Admissions	THS Census		Individual Bednights	% of		Family Bednights	% of	GH Census
8		Actual	Actual	Actual	Capacity	Actual	Capacity	Capacity	Actual	Capacity	Actual
9											
34	Jul-11	142	209	43	10,943	9,368	86%	806	627	78%	113
35	Aug-11	134	192	41	10,943	9,590	88%	806	732	91%	115
36	Sep-11	128	196	41	10,590	9,719	92%	768	744	97%	115
37	Oct-11	149	200	37	10,943	10,781	99%	806	826	102%	117
38	Nov-11	150	193	36	10,590	10,779	102%	780	885	113%	116
39	Dec-11	151	202	36	11,521	11,721	102%	806	877	109%	113
40	Jan-12	153	207	n/a	12,090	12,173	101%	806	883	110%	115
41	Feb-12	153	191	n/a	11,310	11,137	98%	754	770	102%	116
42	Mar-12	153	184	n/a	12,090	11,049	91%	806	837	104%	118
43	Apr-12	153	200	n/a	10,590	9,945	94%	780	817	105%	118
44	May-12	155	208	n/a	10,943	10,510	96%	806	898	111%	117
45	Jun-12	149	187	n/a	10,590	9,845	93%	780	869	111%	119
46	Jul-12	145	161	n/a	10,943	9,568	87%	806	685	85%	118
47	Aug-12	149	193	n/a	10,943	9,573	87%	806	755	94%	118
48	Sep-12	151	162	n/a	9,870	9,304	94%	780	674	86%	119
49	Oct-12	150	178	n/a	10,199	9,826	96%	806	757	94%	119
50	Nov-12	150	161	n/a	9,870	9,369	95%	780	763	98%	117
51	Dec-12	150	125	n/a	10,133	9,420	93%	754	808	107%	117
52	Jan-13	161	173	n/a	11,346	11,433	101%	806	826	102%	117
53	Feb-13	164	135	n/a	9,212	10,544	114%	728	704	97%	118
54	Mar-13	155	149	n/a	9,833	10,995	112%	780	764	98%	119
55	Apr-13	152	173	n/a	9,833	9,313	95%	780	643	82%	119
56	May-13	148	187	n/a	10,162	9,166	90%	806	586	73%	118
57	Jun-13	155	175	n/a	9,833	8,019	82%	780	617	79%	119
58	Jul-13	155	187	n/a	10,199	8,152	80%	806	641	80%	117
59	Aug-13	161	164	n/a	10,943	8,380	77%	806	676	84%	116
60	Sep-13										
61	Oct-13										
62	Nov-13										
63	Dec-13										
64	Jan-14										
65	Feb-14										
66	Mar-14										
67	Apr-14										
68	May-14										
69	Jun-14										
70											
71	<b>Source of Data</b>										
72	Column										
73	B	Daily in-house midnight census averaged per month									
74	C	Daily census report of admissions totalled per month									
75	D	Daily in-house midnight census averaged per month									
76	E	Total number of individual bednights available in emergency shelters									
77	F	Total number of individual bednights utilized in emergency shelters									
78	G	Percentage of individual bednights utilized during month									
79	H	Total number of family bednights available in emergency shelters									
80	I	Total number of family bednights utilized in emergency shelters									
81	J	Percentage of family bednights utilized during month									
82	K	Daily in-house midnight census averaged per month									

	A	B	C	D	E
1	<b>Table J</b>				
2	<b>Department of Health and Human Services</b>				
3	<b>Office of Medicaid Business and Policy</b>				
4	<b>Budget V. Actual Medical Expenditures</b>				
5					
6	<b>Medicaid Provider Payments</b>				
7	<b>(Provider Payments, Outpatient Hospital, Prescription Drugs and CHIP FFS)</b>				
8		<b>Budgeted</b>	<b>Expended</b>	<b>Excess/Shortfall</b>	
9	Jul-13	\$34,256,263	\$29,803,207	\$4,453,057	
10	Aug-13	\$42,820,329	\$49,438,554	(\$6,618,224)	
11	Sep-13	\$34,256,263	\$33,482,162	\$774,101	
12	Oct-13	\$34,256,263	\$33,314,548	\$941,716	
13	Nov-13	\$42,820,329	\$40,990,260	\$1,830,069	
14	Dec-13	\$34,256,263	\$33,887,873	\$368,391	
15	Jan-14	\$34,256,263	\$40,210,776	(\$5,954,512)	
16	Feb-14	\$34,256,263	\$36,864,199	(\$2,607,935)	
17	Mar-14	\$42,820,329	\$37,395,456	\$5,424,873	
18	Apr-14	\$34,256,263	\$35,071,314	(\$815,050)	
19	May-14	\$42,820,329	\$41,861,736	\$958,593	
20	Jun-14	\$34,256,263	\$32,796,203	\$1,460,060	
21	<b>Total</b>	<b>\$445,331,425</b>	<b>\$445,116,287</b>	<b>\$215,138</b>	
22					
23					
24	<b>BCCP</b>				
25	<b>(Provider Payments, Outpatient Hospital, Prescription Drugs)</b>				
26		<b>Budgeted</b>	<b>Expended</b>	<b>Excess/Shortfall</b>	
27	Jul-13	\$324,071	\$336,835	(\$12,764)	
28	Aug-13	\$405,089	\$436,898	(\$31,809)	
29	Sep-13	\$324,071	\$327,462	(\$3,391)	
30	Oct-13	\$324,071	\$335,282	(\$11,211)	
31	Nov-13	\$405,089	\$408,823	(\$3,733)	
32	Dec-13	\$324,071	\$332,585	(\$8,514)	
33	Jan-14	\$324,071	\$393,228	(\$69,157)	
34	Feb-14	\$324,071	\$332,956	(\$8,885)	
35	Mar-14	\$405,089	\$364,563	\$40,527	
36	Apr-14	\$324,071	\$333,389	(\$9,318)	
37	May-14	\$405,089	\$408,375	(\$3,285)	
38	Jun-14	\$324,071	\$333,128	(\$9,057)	
39	<b>Total</b>	<b>\$4,212,928</b>	<b>\$4,343,524</b>	<b>(\$130,596)</b>	
40					
41					
42	<b>Notes:</b>				
43	Shaded figures are estimates				

	A	B	C	D	E	F	G	H	I	J	K	L	M	N	O	P	Q	R	S
1	Table K																		
2	Department of Health and Human Services																		
3	Caseloads Versus Prior Year & Prior Month																		
4																			
5		Unduplicated Persons			Medicaid Persons			Long Term Care-Seniors			FANF Persons			APTD Persons			SNAP Persons		
6		Actual	Vs PY	Vs Pmo	Actual	Vs PY	Vs Pmo	Actual	Vs PY	Vs Pmo	Actual	Vs PY	Vs Pmo	Actual	Vs PY	Vs Pmo	Actual	Vs PY	Vs Pmo
7																			
44	Jul-11	153,928	2.2%	-0.4%	119,814	0.8%	-0.9%	7,142	-1.9%	0.7%	12,046	-13.5%	-9.2%	9,031	4.8%	-0.6%	113,984	4.4%	-0.4%
45	Aug-11	153,803	1.7%	-0.1%	119,628	0.7%	-0.2%	7,196	-0.4%	0.8%	11,980	-14.3%	-0.5%	8,905	3.0%	-1.4%	114,285	3.9%	0.3%
46	Sep-11	154,055	1.6%	0.2%	119,916	0.6%	0.2%	7,174	0.9%	-0.3%	12,014	-14.6%	0.3%	8,864	2.5%	-0.5%	114,344	3.4%	0.1%
47	Oct-11	153,942	1.6%	-0.1%	119,437	0.6%	-0.4%	7,053	-1.4%	-1.7%	11,756	-13.7%	-2.1%	8,793	1.6%	-0.8%	114,705	3.6%	0.3%
48	Nov-11	153,484	1.0%	-0.3%	118,901	0.0%	-0.4%	7,037	-2.8%	-0.2%	11,668	-13.9%	-0.7%	8,854	2.2%	0.7%	114,371	2.6%	-0.3%
49	Dec-11	154,470	1.0%	0.6%	119,626	-0.2%	0.6%	7,132	-2.9%	1.4%	11,787	-14.5%	1.0%	9,006	2.9%	1.7%	115,671	3.0%	1.1%
50	Jan-12	154,765	0.9%	0.2%	119,338	-0.2%	-0.2%	7,189	-0.4%	0.8%	11,781	-14.6%	-0.1%	8,834	1.1%	-1.9%	117,047	3.5%	1.2%
51	Feb-12	155,274	1.5%	0.3%	119,553	0.2%	0.2%	7,312	2.1%	1.7%	11,628	-15.2%	-1.3%	8,792	0.1%	-0.5%	117,293	4.0%	0.2%
52	Mar-12	155,424	0.8%	0.1%	120,382	0.0%	0.7%	7,518	5.5%	2.8%	9,202	-33.0%	-20.9%	8,600	-3.5%	-2.2%	117,250	2.8%	0.0%
53	Apr-12	155,639	0.8%	0.1%	120,538	0.0%	0.1%	7,368	2.0%	-2.0%	8,950	-34.2%	-2.7%	8,595	-4.7%	-0.1%	117,443	2.6%	0.2%
54	May-12	155,789	0.8%	0.1%	120,520	0.1%	0.0%	7,343	3.7%	-0.3%	8,853	-33.6%	-1.1%	8,541	-5.2%	-0.6%	117,744	2.7%	0.3%
55	Jun-12	156,002	0.9%	0.1%	120,335	-0.4%	-0.2%	7,376	4.0%	0.4%	8,774	-33.9%	-0.9%	8,518	-6.3%	-0.3%	117,708	2.9%	0.0%
56	Jul-12	156,637	1.8%	0.4%	129,569	Eff. 7/1/12 CHIP included		7,225	1.2%	-2.0%	8,690	-27.9%	-1.0%	8,405	-6.9%	-1.3%	117,625	3.2%	-0.1%
57	Aug-12	156,966	2.1%	0.2%	129,951	n/a	0.3%	7,448	3.5%	3.1%	8,793	-26.6%	1.2%	8,296	-6.8%	-1.3%	114,916	0.6%	-2.3%
58	Sep-12	156,144	1.4%	-0.5%	129,479	n/a	-0.4%	7,281	1.5%	-2.2%	8,657	-27.9%	-1.5%	8,218	-7.3%	-0.9%	117,569	2.8%	2.3%
59	Oct-12	157,243	2.1%	0.7%	130,393	n/a	0.7%	7,293	3.4%	0.2%	8,704	-26.0%	0.5%	8,216	-6.6%	0.0%	119,101	3.8%	1.3%
60	Nov-12	157,170	2.4%	0.0%	130,110	n/a	-0.2%	7,254	3.1%	-0.5%	8,599	-26.3%	-1.2%	8,181	-7.6%	-0.4%	118,992	4.0%	-0.1%
61	Dec-12	156,588	1.4%	-0.4%	130,001	n/a	-0.1%	7,253	1.7%	0.0%	8,493	-27.9%	-1.2%	8,164	-9.3%	-0.2%	118,817	2.7%	-0.1%
62	Jan-13	157,348	1.7%	0.5%	130,239	n/a	0.2%	7,194	0.1%	-0.8%	8,559	-27.3%	0.8%	8,115	-8.1%	-0.6%	120,153	2.7%	1.1%
63	Feb-13	154,386	-0.6%	-1.9%	129,200	n/a	-0.8%	7,092	-3.0%	-1.4%	8,538	-26.6%	-0.2%	8,059	-8.3%	-0.7%	117,654	0.3%	-2.1%
64	Mar-13	154,504	-0.6%	0.1%	129,413	n/a	0.2%	7,052	-6.2%	-0.6%	8,378	-9.0%	-1.9%	8,011	-6.8%	-0.6%	117,409	0.1%	-0.2%
65	Apr-13	154,159	-1.0%	-0.2%	129,346	n/a	-0.1%	n/a			8,337	-6.8%	-0.5%	8,011	-6.8%	0.0%	117,147	-0.3%	-0.2%
66	May-13	153,625	-1.4%	-0.3%	129,598	n/a	0.2%	7,037	-4.2%		8,169	-7.7%	-2.0%	8,001	-6.3%	-0.1%	119,317	1.3%	1.9%
67	Jun-13	153,197	-1.8%	-0.3%	129,353	n/a	-0.2%	7,038	-4.6%	0.0%	8,005	-8.8%	-2.0%	7,951	-6.7%	-0.6%	116,087	-1.4%	-2.7%
68	Jul-13	153,075	-2.3%	-0.1%	129,255	-0.2%	-0.1%	7,153	-1.0%	1.6%	7,926	-8.8%	-1.0%	7,962	-5.3%	0.1%	115,691	-1.6%	-0.3%
69	Aug-13	153,065	-2.5%	0.0%	129,063	-0.7%	-0.1%	7,284	-2.2%	1.8%	7,922	-9.9%	-0.1%	7,955	-4.1%	-0.1%	115,499	0.5%	-0.2%
70	Sep-13																		
71	Oct-13																		
72	Nov-13																		
73	Dec-13																		
74	Jan-14																		
75	Feb-14																		
76	Mar-14																		
77	Apr-14																		
78	May-14																		
79	Jun-14																		

	A	B	C	D	E	F	G	H	I	J	K	L	M	N	O	P	Q
1	DATA TABLES FOR CHARTS																
2																	
3	Caseloads Vs Unemployment			Caseloads-Actual				Personnel Vacancy Rate									
4		NH Unempl. Rate	Unduplicated Persons		FANF Persons Actual	APTD Actual	Medicaid Persons Actual		Authorized	Filled	Vacant	PCT		Caseload	Staff		
5																	
43	Jul-10	5.8%	150,572	Jul-10	13,920	8,617	118,831	Jul-10	3,344	2,818	526	15.7%	Jul-10	150,572	2,818		
44	Aug-10	5.7%	151,231	Aug-10	13,981	8,643	118,841	Aug-10	3,344	2,802	542	16.2%		151,231	2,802		
45	Sep-10	5.5%	151,609	Sep-10	14,065	8,650	119,213	Sep-10	3,344	2,795	549	16.4%		151,609	2,795		
46	Oct-10	5.4%	151,486	Oct-10	13,615	8,656	118,770	Oct-10	3,341	2,800	541	16.2%	Oct-10	151,486	2,800		
47	Nov-10	5.4%	151,906	Nov-10	13,553	8,667	118,882	Nov-10	3,344	2,809	535	16.0%		151,906	2,809		
48	Dec-10	5.4%	152,991	Dec-10	13,789	8,749	119,845	Dec-10	3,348	2,815	533	15.9%		152,991	2,815		
49	Jan-11	5.6%	153,338	Jan-11	13,796	8,740	119,554	Jan-11	3,348	2,813	535	16.0%	Jan-11	153,338	2,813		
50	Feb-11	5.4%	152,942	Feb-11	13,705	8,779	119,255	Feb-11	3,348	2,820	528	15.8%		152,942	2,820		
51	Mar-11	5.2%	154,218	Mar-11	13,730	8,912	120,395	Mar-11	3,348	2,827	521	15.6%		154,218	2,827		
52	Apr-11	4.9%	154,397	Apr-11	13,597	9,019	120,532	Apr-11	3,348	2,818	530	15.8%	Apr-11	154,397	2,818		
53	May-11	4.8%	154,589	May-11	13,330	9,009	120,353	May-11	3,348	2,794	554	16.5%		154,589	2,794		
54	Jun-11	4.9%	154,572	Jun-11	13,272	9,088	120,867	Jun-11	3,348	2,767	581	17.4%		154,572	2,767		
55	Jul-11	5.2%	153,928	Jul-11	12,046	9,031	119,814	Jul-11	2,995	2,764	231	7.7%	Jul-11	153,928	2,764		
56	Aug-11	5.3%	153,803	Aug-11	11,980	8,905	119,628	Aug-11	2,995	2,767	228	7.6%		153,803	2,767		
57	Sep-11	5.4%	154,055	Sep-11	12,014	8,864	119,916	Sep-11	2,995	2,774	221	7.4%		154,055	2,774		
58	Oct-11	5.3%	153,942	Oct-11	11,756	8,793	119,437	Oct-11	2,997	2,759	238	7.9%	Oct-11	153,942	2,759		
59	Nov-11	5.2%	153,484	Nov-11	11,668	8,854	118,901	Nov-11	2,997	2,753	244	8.1%		153,484	2,753		
60	Dec-11	5.2%	154,470	Dec-11	11,787	9,006	119,626	Dec-11	2,898	2,672	226	7.8%		154,470	2,672		
61	Jan-12	5.2%	154,765	Jan-12	11,781	8,834	119,338	Jan-12	2,898	2,699	199	6.9%	Jan-12	154,765	2,699		
62	Feb-12	5.2%	155,274	Feb-12	11,628	8,792	119,553	Feb-12	2,898	2,686	212	7.3%		155,274	2,686		
63	Mar-12	5.2%	155,424	Mar-12	9,202	8,600	120,382	Mar-12	2,898	2,694	204	7.0%		155,424	2,694		
64	Apr-12	5.0%	155,639	Apr-12	8,950	8,595	120,538	Apr-12	2,898	2,687	211	7.3%	Apr-12	155,639	2,687		
65	May-12	5.0%	155,789	May-12	8,853	8,541	120,520	May-12	2,898	2,674	224	7.7%		155,789	2,674		
66	Jun-12	5.1%	156,002	Jun-12	8,774	8,518	120,335	Jun-12	2,897	2,671	226	7.8%		156,002	2,671		
67	Jul-12	5.4%	156,637	Jul-12	8,690	8,405	126,569	Jul-12	2,897	2,660	237	8.2%	Jul-12	156,637	2,660		
68	Aug-12	5.7%	156,966	Aug-12	8,793	8,296	129,951	Aug-12	2,897	2,643	254	8.8%		156,966	2,643		
69	Sep-12	5.7%	156,144	Sep-12	8,657	8,218	129,479	Sep-12	2,897	2,640	257	8.9%		156,144	2,640		
70	Oct-12	5.7%	157,243	Oct-12	8,704	8,216	130,393	Oct-12	2,897	2,641	256	8.8%	Oct-12	157,243	2,641		
71	Nov-12	5.6%	157,170	Nov-12	8,599	8,181	130,110	Nov-12	2,897	2,636	261	9.0%		157,170	2,636		
72	Dec-12	5.7%	156,588	Dec-12	8,493	8,164	130,001	Dec-12	2,897	2,633	264	9.1%		156,588	2,633		
73	Jan-13	5.8%	157,348	Jan-13	8,559	8,115	130,239	Jan-13	2,898	2,619	279	9.6%	Jan-13	157,348	2,619		
74	Feb-13	5.8%	154,386	Feb-13	8,538	8,059	129,200	Feb-13	2,898	2,625	273	9.4%		154,386	2,625		
75	Mar-13	5.7%	154,504	Mar-13	8,378	8,011	129,413	Mar-13 Est	2,900	2,615	285			154,504	2,615		
76	Apr-13	5.5%	154,159	Apr-13	8,337	8,011	129,346	Apr-13 Est	2,900	2,610	290		Apr-13	154,159	2,610		
77	May-13	5.3%	153,625	May-13	8,169	8,001	129,598	May-13 Est	2,900	2,605	295			153,625	2,605		
78	Jun-13	5.2%	153,197	Jun-13	8,005	7,951	129,353	Jun-13	2,888	2,600	288	10.0%		153,197	2,600		
79	Jul-13	5.1%	153,075	Jul-13	7,926	7,962	129,255	Jul-13	2,898	2,596	302	10.4%	Jul-13	153,075	2,596		
80	Aug-13		153,065	Aug-13	7,922	7,955	129,063	Aug-13	2,898	2,590	308	10.6%		153,065	2,590		
81	Sep-13			Sep-13				Sep-13									
82	Oct-13			Oct-13				Oct-13					Oct-13				
83	Nov-13			Nov-13				Nov-13									
84	Dec-13			Dec-13				Dec-13									
85	Jan-14			Jan-14				Jan-14					Jan-14				
86	Feb-14			Feb-14				Feb-14									
87	Mar-14			Mar-14				Mar-14									
88	Apr-14			Apr-14				Apr-14					Apr-14				
89	May-14			May-14				May-14									
90	Jun-14			Jun-14				Jun-14									





# New Hampshire Fish and Game Department

FIS 13 234

HEADQUARTERS: 11 Hazen Drive, Concord, NH 03301-6500  
(603) 271-3421  
FAX (603) 271-1438

www.WildNH.com  
e-mail: info@wildlife.nh.gov  
TDD Access: Relay NH 1-800-735-2964  
October 2, 2013

The Honorable Mary Jane Wallner, Chairman  
Fiscal Committee of the General Court  
State House  
Concord, New Hampshire 03301

In accordance with RSA 206:42, Search and Rescue, the NH Department of Fish & Game is submitting the following Quarterly Report of Expenditures for the period April 1, 2013 to June 30, 2013.

Balance Forward from FY 2012 (Undesignated Reserve)	\$ (\$76,309.44)
Plus: Revenue FY 2013	+ 223,354.26
Less: Expenditures (1 <sup>st</sup> Qtr. 07/01/11 - 09/30/11) (1)	- 93,636.53
Less: Expenditures (2 <sup>nd</sup> Qtr. 10/01/12 - 12/31/12) (2)	- 73,791.93
Less: Expenditures (3 <sup>rd</sup> Qtr. 01/01/13 - 03/31/13) (3)	- 29,091.77
Less: Expenditures (4 <sup>th</sup> Qtr. 04/01/13 - 06/30/13) (4)	- 54,151.46
Personal Services	20,620.38
Current Expenses	20,815.95
Equipment	2,253.48
Benefits	9,911.55
In-State Travel	550.10
Out-of-State Travel	0.00
Total Expenditures -- 4 <sup>th</sup> Qtr. (4)	- 54,151.46
Less Encumbrances	- <u>1,991.60</u>
Balance Available 06/30/13 (per NHFirst)	\$(105,618.47)

## Footnotes:

- 1) Expenditures of \$93,636.53 shown represent direct expenditures charged to the Search & Rescue account in the 1<sup>st</sup> Quarter of the Fiscal Year.
- 2) Expenditures of \$73,791.93 shown represent direct expenditures charged to the Search & Rescue account in the 2<sup>nd</sup> Quarter of the Fiscal Year.
- 3) Expenditures of \$29,091.77 shown represent direct expenditures charged to the Search & Rescue account in the 3<sup>rd</sup> Quarter of the Fiscal Year.
- 4) Expenditures of \$54,151.46 shown represent direct expenditures charged to the Search & Rescue account in the 4<sup>th</sup> Quarter of the Fiscal Year.

**REGION 1**  
629B Main Street  
Lancaster, NH 03584-3612  
(603) 788-3164  
FAX (603) 788-4823  
email: reg1@wildlife.nh.gov

**REGION 2**  
PO Box 417  
New Hampton, NH 03256  
(603) 744-5470  
FAX (603) 744-6302  
email: reg2@wildlife.nh.gov

**REGION 3**  
225 Main Street  
Durham, NH 03824-4732  
(603) 868-1095  
FAX (603) 868-3305  
email: reg3@wildlife.nh.gov

**REGION 4**  
15 Ash Brook Court  
Keene, NH 03431  
(603) 352-9669  
FAX (603) 352-8798  
email: reg4@wildlife.nh.gov

ACTIVITY SUMMARY

During the period of April 1 to June 30, 2013, the Law Enforcement Division participated in the following Search & Rescue activities:

17 Missions involving the search for and/or rescue of 19 individuals – 68.75 reg. hours costing \$2,780.86, + 248.75 OT hours costing \$9,644.54, 4,098 miles costing \$2,274.39 + 29 ATV miles = 317.50 total hours, total cost \$14,699.79 and 4,127 miles.

2 Drowning Missions for the recovery of 2 victims — 163.25 reg. hours costing \$6,979.81 + 81 OT hours costing \$2,990.96 + 64 dive hours costing \$1,600.00, 3,804 miles costing \$2,111.25 and \$860 in boat cost = 308.25 total hours, total cost \$14,542.02 and 3,804 miles.

19 Total Missions — 232 reg. hours + 329.75 OT hours = 561.75 total hours, total cost \$29,241.81 and 7,931 miles.

Miscellaneous activities including dive team training, search and rescue training, equipment maintenance or relays, educational or training speaking engagements, etc. – 74.5 reg. hours costing \$3,137.11, + 0.0 OT hours + 1,146 miles costing \$636.04 = 74.5 total hours, total cost \$3,773.15 and 1,146 miles.

TOTAL: 306.5 reg. hours + 329.75 OT hours = 636.25 total hours, total cost \$33,014.96 and 9,077 miles.

ACTIVITY SUMMARY UPDATE FOR PERIOD JANUARY 1, 2013 THROUGH MARCH 31, 2013

During the period January 1 to March 31, 2013, the Law Enforcement Division participated in the following Search and Rescue activities:


2 Missions involving the search for and/or rescue of 2 individuals – 11 reg. hours costing \$470.76, + 9.5 OT hours costing \$409.57 and 325.5 miles costing \$180.66 = 20.5 total hours, total cost \$1,060.99 and 325.5 miles.

Miscellaneous activities including dive team training, search and rescue training, equipment maintenance or relays, educational or training speaking engagements, etc. – 8 reg. hours costing \$385.14, + 0.0 OT hours + 280 miles costing \$155.40 = 8 total hours, total cost \$540.54 and 280 miles.

TOTAL: 325.5 reg. hours + 339.25 OT hours + 64 dive hours = 728.75 total hours, total cost \$34,616.49 and 9,682.5 miles.

Respectfully submitted,

  
Glenn Normandeau  
Executive Director

  
Kathy Ann LaBonte, Chief  
Business Division



# State of New Hampshire

DEPARTMENT OF ADMINISTRATIVE SERVICES  
OFFICE OF THE COMMISSIONER  
25 Capitol Street - Room 120  
Concord, New Hampshire 03301

FIS 13 235

LINDA M. HODGDON  
Commissioner  
(603) 271-3201

JOSEPH B. BOUCHARD  
Assistant Commissioner  
(603) 271-3202

October 1, 2013

The Honorable Mary Jane Wallner, Chairman  
Fiscal Committee of the General Court  
State House  
Concord, New Hampshire 03301

Her Excellency, Governor Margaret Wood Hassan  
and the Honorable Council  
State House  
Concord, New Hampshire 03301

## INFORMATIONAL ITEM

Pursuant to RSA 21-I: 19 - h, IV, Disposal of State-Owned Vehicles Based on Non-business Use, and as adjusted by Fiscal Item number 11-335 (December 2, 2011) the Department of Administrative Services (DAS) is submitting the report of all vehicles which have non-business use exceeding 20% for Fiscal Year 2013.

RSA 21-I: 19, h, Disposal of State-Owned Vehicles Based on Non-business Use requires each agency to report any non-business use on their vehicles quarterly and annually. It also requires the Commissioner of Administrative Services to report annually to the Fiscal Committee and Governor and Council regarding any vehicles which exceed 20% non-business use. These vehicles are eligible for redistribution by the Director of Plant and Property Management unless the agency submits and receives a waiver from the Vehicle Utilization Committee (VUC). The VUC has the authority to grant a waiver for a vehicle exceeding 20% non-business use if it is deemed to be in the best interest of the state.

Non-business use was first recorded at the vehicle level in Fiscal Year 2011. Subsequently, in Fiscal Year 2012, the state made great strides in reducing non-business miles; the state was able to reduce non-business miles by 624,378 miles that year. Agencies have continued these efforts and have reduced the number of vehicles which exceed the 20% threshold from 131 vehicles to 58 vehicles, and reduced the mileage of these vehicles by another 434,112 miles. Since Fiscal Year 2011 agencies have been able to reduce all non-business mileage by 1,098,862 miles.

This informational item details the following:

1. Executive Summary - Data summary of all vehicles exceeding 20% non-business use, agency waivers requested and the VUC's decision on requested waivers.
2. Exhibit A - Non-business Use Report Fiscal Year 2013 - all vehicles which exceeded 20% non-business use in FY2013.


The Honorable Mary Jane Wallner, Chairman  
Fiscal Committee of the General Court

Her Excellency, Governor Margaret Wood Hassan  
and the Honorable Council  
October 1, 2013  
Page 2 of 2

3. Exhibit B – Voting Matrix – the VUC's voting results for each waiver requested.

Vehicle information referenced and contained in the attachments is supported by each agency's FY2013 Motor Vehicle Record Reports.

Respectfully submitted,



Linda M. Hodgdon  
Commissioner

Exhibit A - NBU Report

Line #	Agency Name	Vehicle Type	Plate or ID	Model Year	Make	Model	% Non-Business Miles of Total Miles Traveled	Vehicle Utilization Repurposed	Waiver Denied
1	Sections, Department of	PassAUTO	COR71	2007	Dodge	Charger	65.44%		
2	DRED (Resources & Economic Development)	PassAUTO	D80	2010	Chevrolet	Impala LS	76.87%		
3	DRED (Resources & Economic Development)	PassAUTO	D477	2008	Ford	Fusion I4	37.89%		
4	DRED (Resources & Economic Development)	PassAUTO	D20	2007	Chevrolet	Malibu LS	35.77%		
5	DRED (Resources & Economic Development)	LDT2	D24	2005	Dodge	RAM2500	33.18%		
6	DRED (Resources & Economic Development)	LDT1	D23	2007	Ford	F150 XL	31.57%		
7	DRED (Resources & Economic Development)	LDT2	D28	2008	Ford	F250 XL	30.05%		
8	DRED (Resources & Economic Development)	LDT1	D84	2005	Dodge	Durango ST	29.98%		
9	DRED (Resources & Economic Development)	PassAUTO	D401	2005	Chevrolet	Impala	22.25%		
10	DRED (Resources & Economic Development)	LDT1	D303	2012	Ford	F150 XL	20.60%		
11	Safety, Department of	PassAUTO	4442	2007	CHEVROLET	MALIBU	69.70%		
12	Safety, Department of	LDT1	4108	2004	CHEVROLET	TAHOE	60.55%		
13	Safety, Department of	PassAUTO	4439	2007	CHEVROLET	MALIBU	51.04%		
14	Safety, Department of	PassAUTO	4200	2005	CHEVROLET	IMPALA	30.69%		
15	Safety, Department of	LDT1	4639	2008	FORD	EXPEDITION	20.25%		
16	Safety, Department of	PassAUTO	3791	2002	FORD	TAURUS	20.24%		
17	Transportation	LDT2	H01554	2008	FORD	F250 X-CAB	71.44%		
18	Transportation	LDT2	H01933	2011	FORD	F250 X-CAB	68.66%		
19	Transportation	LDT1	H01508	2007	FORD	F150	58.09%		
20	Transportation	PassAUTO	H00114	2006	CHEVROLET	MALIBU	56.88%		
21	Transportation	PassAUTO	H00113	2007	CHEVROLET	MALIBU	56.48%		
22	Transportation	LDT2	H01967	2011	CHEVROLET	2500HD	54.51%		
23	Transportation	PassAUTO	H00115	2006	CHEVROLET	MALIBU	54.21%		
24	Transportation	LDT2	H01547	2008	FORD	F250 X-CAB	52.26%		
25	Transportation	LDT1	H01978	2006	FORD	F150	52.18%		
26	Transportation	LDT2	H00297	2006	CHEVROLET	C2500	48.95%		
27	Transportation	LDT2	H01592	2008	FORD	F250 X-CAB	48.31%		
28	Transportation	LDT2	H01965	2011	FORD	F250 X-CAB	46.83%		
29	Transportation	PassAUTO	H00116	2010	FORD	FUSION	46.37%		
30	Transportation	LDT2	H01395	2011	CHEVROLET	2500HD	42.00%		
31	Transportation	LDT2	H01963	2011	CHEVROLET	2500HD	39.78%		
32	Transportation	LDT2	H01526	2005	CHEVROLET	2500HD/ XCAB	39.56%		
33	Transportation	LDT2	H01964	2011	FORD	F250 X-CAB	39.55%		
34	Transportation	LDT2	H01556	2008	FORD	F250 X-CAB	37.37%		
35	Transportation	PassAUTO	H00137	2005	CHEVROLET	MALIBU	35.96%		
36	Transportation	LDT2	H01968	2008	FORD	F250 X-CAB	32.79%		
37	Transportation	LDT1	H01979	2011	FORD	F150	32.54%		
38	Transportation	PassAUTO	H00126	2005	CHEVROLET	MALIBU	32.34%		
39	Transportation	LDT1	H01925	2007	FORD	F150	30.16%		
40	Transportation	LDT2	H01590	2008	FORD	F250 X-CAB	29.98%		
41	Transportation	LDT2	H01331	2008	FORD	F250 X-CAB	29.06%		
42	Transportation	LDT2	H01536	2006	FORD	F250 CREWCAB	28.88%		
43	Transportation	LDT2	H00323	2009	CHEVROLET	2500HD/ XCAB	28.21%		
44	Transportation	LDT2	H01342	2005	CHEVROLET	2500HD/ XCAB	27.65%		
45	Transportation	PassAUTO	H00130	2006	CHEVROLET	MALIBU	27.51%		
46	Transportation	LDT2	H00318	2005	CHEVROLET	2500HD/ XCAB	26.62%		
47	Transportation	LDT2	H01391	2006	CHEVROLET	2500HD/ XCAB	26.28%		
48	Transportation	LDT2	H01367	2003	CHEVROLET	2500HD/ XCAB	25.78%		
49	Transportation	LDT2	H00294	2008	FORD	F250 X-CAB	25.59%		
50	Transportation	LDT2	H01394	2008	FORD	F250 X-CAB	25.35%		
51	Transportation	LDT2	H01535	2008	FORD	F250 X-CAB	23.81%		
52	Transportation	LDT2	H01348	2006	CHEVROLET	2500HD/ XCAB	23.80%		
53	Transportation	LDT2	H01527	2006	CHEVROLET	2500HD/ XCAB	23.49%		
54	Transportation	LDT2	H01370	2011	CHEVROLET	2500HD	22.88%		
55	Transportation	LDT2	H01545	2009	CHEVROLET	2500HD/ XCAB	22.67%		
56	Transportation	LDT2	H01390	2009	CHEVROLET	2500HD/ XCAB	22.33%		
57	Transportation	LDT2	H01524	2005	CHEVROLET	2500HD/ XCAB	22.18%		
58	Transportation	PassAUTO	H00180	2005	CHEVROLET	MALIBU	21.80%		

Exhibit B  
VUC NBU Voting Matrix

Note: 1 is for Approval; 0 is for denial

Line #	Agency Name	Plate or ID	L. Hodgdon	M. Connor	M. Pillsbury	K. O'Brien	S. Carlson	Total	Repurposed?
1	Corrections, Department of	COR71	1	0	1	1	1	4	
2	DRED (Resources & Economic Development)	D80	1	1	1	1	1	5	
3	DRED (Resources & Economic Development)	D477	1	1	1	1	1	5	
4	DRED (Resources & Economic Development)	D20	1	1	1	1	1	5	
5	DRED (Resources & Economic Development)	D24	1	1	1	1	1	5	
6	DRED (Resources & Economic Development)	D23	1	1	1	1	1	5	
7	DRED (Resources & Economic Development)	D28	1	1	1	1	1	5	
8	DRED (Resources & Economic Development)	D84	1	1	1	1	1	5	
9	DRED (Resources & Economic Development)	D401	1	1	1	1	1	5	
10	DRED (Resources & Economic Development)	D303	1	1	1	1	1	5	
11	Safety, Department of	4442	1	1	1	1	1	5	
12	Safety, Department of	4108	1	1	1	1	1	5	
13	Safety, Department of	4439	1	1	1	1	1	5	
14	Safety, Department of	4200	1	1	1	1	1	5	
15	Safety, Department of	4639	1	1	1	1	1	5	
16	Safety, Department of	3791	1	1	1	1	1	5	
17	Transportation	H01554	1	1	1	1	1	5	
18	Transportation	H01933	1	1	1	1	1	5	
19	Transportation	H01508	1	1	1	1	1	5	
20	Transportation	H00114	1	1	1	1	1	5	
21	Transportation	H00113	1	1	1	1	1	5	
22	Transportation	H01967	1	1	1	1	1	5	
23	Transportation	H00115	1	1	1	1	1	5	
24	Transportation	H01547	1	1	1	1	1	5	
25	Transportation	H01978	1	1	1	1	1	5	
26	Transportation	H00297	1	1	1	1	1	5	
27	Transportation	H01592	1	1	1	1	1	5	
28	Transportation	H01965	1	1	1	1	1	5	
29	Transportation	H00116	1	1	1	1	1	5	
30	Transportation	H01395	1	1	1	1	1	5	
31	Transportation	H01963	1	1	1	1	1	5	
32	Transportation	H01526	1	1	1	1	1	5	
33	Transportation	H01964	1	1	1	1	1	5	
34	Transportation	H01556	1	1	1	1	1	5	
35	Transportation	H00137	1	1	1	1	1	5	
36	Transportation	H01968	1	1	1	1	1	5	
37	Transportation	H01979	1	1	1	1	1	5	
38	Transportation	H00126	1	1	1	1	1	5	
39	Transportation	H01925	1	1	1	1	1	5	
40	Transportation	H01590	1	1	1	1	1	5	
41	Transportation	H01331	1	1	1	1	1	5	
42	Transportation	H01536	1	1	1	1	1	5	
43	Transportation	H00323	1	1	1	1	1	5	
44	Transportation	H01342	1	1	1	1	1	5	
45	Transportation	H00130	1	1	1	1	1	5	
46	Transportation	H00318	1	1	1	1	1	5	
47	Transportation	H01391	1	1	1	1	1	5	
48	Transportation	H01367	1	1	1	1	1	5	
49	Transportation	H00294	1	1	1	1	1	5	
50	Transportation	H01394	1	1	1	1	1	5	
51	Transportation	H01535	1	1	1	1	1	5	
52	Transportation	H01348	1	1	1	1	1	5	
53	Transportation	H01527	1	1	1	1	1	5	
54	Transportation	H01370	1	1	1	1	1	5	
55	Transportation	H01545	1	1	1	1	1	5	
56	Transportation	H01390	1	1	1	1	1	5	
57	Transportation	H01524	1	1	1	1	1	5	
58	Transportation	H00180	1	1	1	1	1	5	

**NBU Report Executive Summary  
Agency Impact**

As of: 10/01/2013

Agency	Total Vehicles in Agency Fleet*	# of Vehicles Exempt (Law Enforcement)	Count of Vehicles Impacted by RSA 21-l: 19-h	# Vehicles Greater than 20% NBU	% of Fleet Above 20% NBU	# of Waivers Approved	# of Vehicles Redistributed
Adjutant General	9	0	9	0	0%		
Administrative Services	26	0	26	0	0%		
Agriculture	23	0	23	0	0%		
Banking Commission	2	0	2	0	0%		
Corrections (including Correctional Industries)	58	0	58	1	2%	1	
Cosmetology	2	0	2	0	0%		
Cultural Resources	8	0	8	0	0%		
DRED	139	14	125	9	7%	9	
Education	1	0	1	0	0%		
Employment Security	4	0	4	0	0%		
Energy and Planning	2	0	2	0	0%		
Environmental Services	94	0	94	0	0%		
Fish & Game	119	52	67	0	0%		
Health and Human Services	80	0	80	0	0%		
Highway Safety	2	0	2	0	0%		
Information Technology	1	0	1	0	0%		
Insurance	2	0	2	0	0%		
Justice	30	30	0	0	0%		
Labor	26	0	26	0	0%		
Liquor Commission	41	27	14	0	0%		
Lottery Commission	15	0	15	0	0%		
Pharmacy	2	0	2	0	0%		
Police Standards and Training Council	15	0	15	0	0%		
Public Utilities Commission	2	0	2	0	0%		
Racing and Charitable Gaming	4	0	4	0	0%		
R	19	0	19	0	0%		
Sa	198	91	107	6	6%	6	
State Police	412	351	61	0	0%		
Secretary of State / Archives & Records	4	0	4	0	0%		
Transportation	430	0	430	42	10%	42	
Veteran's Home	8	0	8	0	0%		
Veteran's Services	3	0	3	0	0%		
<b>Totals:</b>	<b>1781</b>	<b>565</b>	<b>1216</b>	<b>58</b>	<b>5%</b>	<b>58</b>	<b>0</b>

**Note: 5 of 5 voters have responded; the totals above reflect the final tally of those votes.**

\*Fleet includes PassAUTOs, LDT1, and LDT2. These are the types of vehicles which reported non-business use exceeding 20%



FIS 11-335

JEFFRY A. PATTISON  
Legislative Budget Assistant  
(603) 271-3161

MICHAEL W. KANE, MPA  
Deputy Legislative Budget Assistant  
(603) 271-3161

State of New Hampshire  
OFFICE OF LEGISLATIVE BUDGET ASSISTANT  
State House, Room 102  
Concord, New Hampshire 03301

RICHARD J. MAHONEY, CPA  
Director, Audit Division  
(603) 271-2785

December 2, 2011

Linda M. Hodgdon, Commissioner  
Department of Administrative Services  
25 Capitol Street, Room 120  
Concord, New Hampshire 03301

Dear Commissioner Hodgdon,

The Fiscal Committee, pursuant to the provisions of RSA 21-I:19-h, VIII, on December 2, 2011, approved the request of the Department of Administrative Services to increase the Non-Business Use percentage from 15% to 20%, as specified in your letter dated November 9, 2011.

Sincerely,

A handwritten signature in cursive script that reads "Jeffrey A. Pattison".

Jeffrey A. Pattison  
Legislative Budget Assistant

JAP/pe  
Attachment



# TITLE I

## THE STATE AND ITS GOVERNMENT

### CHAPTER 21-I

#### DEPARTMENT OF ADMINISTRATIVE SERVICES

#### Disposal of State-Owned Vehicles Based on Nonbusiness Use

##### Section 21-I:19-h

###### 21-I:19-h Disposal of State-Owned Vehicles Based on Nonbusiness Use. –

I. Each agency, as defined in RSA 21-G:5, III, shall report quarterly to the department of administrative services the total miles and total nonbusiness miles traveled by each state-owned motor vehicle, including, but not limited to, use of vehicles for commuting between an employee's home and regular place of business. This section shall not apply to vehicles used for the purposes of law enforcement. This section shall be interpreted so as not to conflict with federal Internal Revenue statutes or regulations and shall not relieve an agency or its employees from non-wage fringe benefit reporting requirements for nonbusiness use of state-owned motor vehicles.

II. By August 1, 2011, each agency shall review the utilization of all vehicles which are assigned to the agency to determine if nonbusiness use for any vehicle exceeds 15 percent of the total miles traveled by that vehicle for the preceding fiscal year. By August 1 of each year after 2011, each agency shall conduct the same review using the percentage of nonbusiness use miles adjusted by the vehicle utilization committee.

III. Each agency shall, by August 15, 2011, report to the commissioner in writing all vehicles which are determined to have nonbusiness use exceeding 15 percent of the total miles traveled by that vehicle for the preceding fiscal year. Each agency shall, by August 15 of each year after 2011, report to the commissioner in writing all vehicles which are determined to have nonbusiness use miles exceeding the percentage adjusted by the vehicle utilization committee.

IV. The commissioner shall, by October 1, 2011 and each October 1 thereafter, submit a report to the governor and council and to the fiscal committee of the general court identifying all vehicles which he or she has been advised have nonbusiness use exceeding the applicable percentage of total miles traveled by that vehicle for the preceding fiscal year.

V. For each vehicle reported under paragraph III, the director of the division of plant and property management of the department of administrative services either shall declare the vehicle surplus and transfer or otherwise dispose of the vehicle or shall reassign the vehicle within the agency, unless a waiver of the requirements of this paragraph is granted by the vehicle utilization committee.

VI. Requests for waivers from the vehicle utilization committee shall be submitted to the commissioner at the same time as the report required by paragraph III. The vehicle utilization committee shall grant a waiver if it concludes that to do so would be in the best interests of the state.

VII. There is hereby established a vehicle utilization committee consisting of the following officials or designees:

(a) The commissioner of the department of administrative services.

(b) The director of the division of plant and property management of the department of administrative services.

(c) The commissioner of the department of transportation.

(d) The commissioner of the department of safety.

(e) The commissioner of the department of environmental services.

VIII. After October 1, 2011, the vehicle utilization committee may, at any time, with the prior approval of the fiscal committee of the general court, adjust the percentage of nonbusiness use miles traveled by a vehicle during the preceding fiscal year which may result in a vehicle being declared surplus and subject to transfer or other disposal by the director of the division of plant and property management. In the absence of any adjustment, the percentage shall be 15 percent. Any adjustment of the percentage made by the vehicle utilization committee shall be communicated to agencies by the vehicle utilization committee and shall remain in effect until further adjustment, if any, is made.